

State of West Virginia Campaign Financial Statement (Long Form) in Relation to the 2010 Election Year

Candidate or Committee Name <i>Plumbers & PIPEFITTERS LIA LOCAL UNION #152 P.A.C.</i>		Candidate or Committee's Treasurer <i>DONALD D LONGFELLOW JR</i>	
Political Party (for candidates)		Treasurer's Mailing Address (Street, Route or P.O. Box) <i>367 W. PENNSYLVANIA AVE.</i>	
Office Sought (for candidates)	District/Division	City, State, Zip Code <i>WESTOVER, W.V. 26501</i>	Daytime Phone # <i>304-292-8818</i>

Election Cycle Reporting Period (check one):

- | | | |
|---|--|---|
| <input type="checkbox"/> Primary - First Report
Due March 27-April 2, 2010 | <input type="checkbox"/> Pre-primary Report
Due April 26-30, 2010 | <input type="checkbox"/> Post-primary Report
Due May 24-Jun 23, 2010 |
| <input checked="" type="checkbox"/> General - First Report
Due Sept. 20-24, 2010 | <input type="checkbox"/> Pre-general Report
Due Oct. 18-22, 2010 | <input type="checkbox"/> Post-general Report
Due Nov 15-Dec 15, 2010 |

Check if Applicable:

- Amended Report
You must also check box of appropriate reporting period
- Final Report
Zero balance required.
PAC must also file Form F-6 Dissolution

Non-Election Cycle Reporting Period:

- Annual Report Due In _____ Calendar Year
Due last Saturday in March or within 6 days thereafter

REPORT TOTALS

Fill in totals at the completion of the report.

RECEIPTS OF FUNDS:

Totals for this Period

Contributions (Page 3)	<i>1,490.17</i>
Monetary Contributions from all Fund-Raising Events (Page 4)	+ <i>0</i>
Receipt of a Transfer of Excess Funds (Page 8)	+ <i>0</i>
Total Monetary Contributions:	= <i>1,490.17</i>
In-Kind Contributions (Page 5)	+ <i>0</i>
Total Contributions:	= <i>1,490.17</i>

Other Income (Page 5)	<i>4.46</i>
Loans Received (Page 6)	+ <i>0</i>
Total Other Income:	= <i>4.46</i>

OUTSTANDING LOANS & DEBTS:

Unpaid Bills (Page 9)	<i>0</i>
Outstanding Loans (Page 6)	+ <i>0</i>
Total Debts:	= <i>0</i>

CASH BALANCE SUMMARY

Beginning Balance (ending balance from previous report)	<i>32,144.47</i>
Total Monetary Contributions	+ <i>1,490.17</i>
Total Other Income	+ <i>4.46</i>
Subtotal: a.	= <i>33,639.10</i>

Total Expenditures (Page 7)	<i>1,000.00</i>
Total Disbursements of Excess Funds (Page 8)	+ <i>0</i>
Repayment of Loans (Page 6)	+ <i>0</i>
Subtotal: b.	= <i>1,000.00</i>

Ending Balance: (Subtotal a. - Subtotal b.)	= <i>32,639.10</i>
<i>*Cannot be negative balance</i>	

**TOTAL CONTRIBUTIONS
ELECTION YEAR-TO-DATE**
(Add total contributions from all reports)

33,634.64

**TOTAL EXPENDITURES
ELECTION YEAR-TO-DATE**
(Add total expenditures from all reports)

1,000.00

Contributors of More than \$250

Check if additional pages have been attached.

DATE	INDIVIDUAL CONTRIBUTOR OR COMMITTEE'S NAME	AMOUNT
	Full Name: Address: (residential and mailing if they are different) Contributor's job: (individual contributor only) Where contributor works: (individual contributor only) Affiliation: (political committee only)	
	Full Name: Address: (residential and mailing if they are different) Contributor's job: (individual contributor only) Where contributor works: (individual contributor only) Affiliation: (political committee only)	
	Full Name: Address: (residential and mailing if they are different) Contributor's job: (individual contributor only) Where contributor works: (individual contributor only) Affiliation: (political committee only)	
	Full Name: Address: (residential and mailing if they are different) Contributor's job: (individual contributor only) Where contributor works: (individual contributor only) Affiliation: (political committee only)	
	Full Name: Address: (residential and mailing if they are different) Contributor's job: (individual contributor only) Where contributor works: (individual contributor only) Affiliation: (political committee only)	
	Full Name: Address: (residential and mailing if they are different) Contributor's job: (individual contributor only) Where contributor works: (individual contributor only) Affiliation: (political committee only)	
	Full Name: Address: (residential and mailing if they are different) Contributor's job: (individual contributor only) Where contributor works: (individual contributor only) Affiliation: (political committee only)	

MAKE AS MANY COPIES OF THIS PAGE AS YOU NEED

Subtotal of all contributors of more than \$250
 Subtotal of all contributors of \$250 or less (From page 2)

Total Contributions:

+	
=	

FUND-RAISING EVENTS

Check if additional pages have been attached.

All monetary contributions received at a fundraiser must be reported in the Event Summary below. If contributor's name and amount are not listed, the contribution must be turned over to the West Virginia General Revenue Fund.

The only exception to this rule may apply to political party executive committees. (WV Code §3-8-5a)

EVENT SUMMARY

Date of Event _____	<div style="display: flex; justify-content: space-between;"> <div style="width: 60%;"> <p>Total Monetary Contributions:</p> <p>Total Expenditures: (Itemized on page 7) -</p> <p>NET RECEIPTS: =</p> <p>Total In-Kind Contributions Related to the Fund-raiser (Itemized on page 5.)</p> </div> <div style="width: 35%; border: 1px solid black; height: 100px;"></div> </div>
Type of Event _____	
Name of Place Held _____	
Address of Place Held _____	

Contributors of \$250 or less

Contributors of more than \$250

Date	Full Name	Amount	Date	Full Name: Address: (residential and mailing if they are different)	Amount
				Contributor's job: (Individual only)	
				Where contributor works: (Individual only)	
				Affiliation: (Political committee only)	
				Full Name: Address: (residential and mailing if they are different)	
				Contributor's job: (Individual only)	
				Where contributor works: (Individual only)	
				Affiliation: (Political committee only)	
				Full Name: Address: (residential and mailing if they are different)	
				Contributor's job: (Individual only)	
				Where contributor works: (Individual only)	
				Affiliation: (Political committee only)	
				Full Name: Address: (residential and mailing if they are different)	
				Contributor's job: (Individual only)	
				Where contributor works: (Individual only)	
				Affiliation: (Political committee only)	
				Full Name: Address: (residential and mailing if they are different)	
				Contributor's job: (Individual only)	
				Where contributor works: (Individual only)	
				Affiliation: (Political committee only)	
			Subtotal of contributors of more than \$250:		
Subtotal of contributors of \$250 or less:			Subtotal of contributors of \$250 or less : +		
Total Contributions:			Total Contributions:		

MAKE COPIES OF THIS PAGE TO LIST ADDITIONAL CONTRIBUTIONS. ATTACH ADDITIONAL PAGES TO REPORT.

OTHER INCOME: INTEREST, REFUNDS, MISCELLANEOUS RECEIPTS

Date	Source of Income	Type of Receipt	Amount
6/30	INTREST ON CHECKING ACCOUNT	BANK RECIEPT	2.59
7/31			1.87

Total Other Income:

4.46

Check if additional pages have been attached.

IN-KIND CONTRIBUTIONS

Date	Name and Contributor Information	Description of Contribution	Value

MAKE AS MANY COPIES OF THIS PAGE AS YOU NEED.

Total In-Kind Contributions:

LOANS

Check if additional pages have been attached.

West Virginia Code: §3-8-5f. Loans to candidates, organizations or persons for election purposes.

"Every candidate, financial agent, person or association of persons or organization advocating or opposing the nomination or election of any candidate or the passage or defeat of any issue or item to be voted upon may not receive any money or any other thing of value toward election expenses except from the candidate, his or her spouse or a lending institution. All loans shall be evidenced by a written agreement executed by the lender, whether the candidate, his or her spouse, or the lending institution. Such agreement shall state the date and amount of the loan, the terms, including interest and repayment schedule, and a description of the collateral, if any, and the full names and addresses of all parties to the agreement. A copy of the agreement shall be filed with the financial statement next required after the loan is executed."

The loan agreement **must** include all items asked for in the statute. (See above.) The loan agreement does not have to follow a certain format; generally, if all the required information is listed, any format is acceptable.

Candidates or political committees that take out a loan for the campaign through a bank or other commercial lending institution must include a copy of the loan agreement executed with that bank or institution. Candidates should not take out loans which are partially for personal use and partially for the campaign. It is almost impossible to keep reporting straight in this case. Any money a candidate contributes to his or her campaign committee with the hope of repayment must be treated as a loan and reported in this section. When a candidate determines that no further repayment can be expected, the loan can be reported as repaid in this section by entering the amount left to repay in the repayments column and reporting the same amount as a contribution from the candidate on Page 2. **These loans must be executed in writing. Caution: Candidates may not carry outstanding loans from one campaign to the next. Each campaign is separate. Funds from a current campaign cannot be used to repay a loan from a previous campaign.**

How to report loans

1. Each loan for your campaign should be listed on a separate line. (Each time you loan money to the campaign or get a loan, it is considered to be a separate loan.) Include the following information on the form below:
 - a. loan(s) from prior reporting periods and the balance of each loan (Col. A.) If a payment was made on the loan, list that in Col. C. **Any loan that was repaid in previous reporting periods does not need to be listed.**
 - b. new loans, the amount (Col. B), any repayments (Col. C), and the balance (Col. D.)
2. **Attach a copy of the loan agreement for each loan received during the reporting period.**

LOANS

(A copy of the loan agreement for each loan secured during this filing period must accompany this report)

Bank Loans: List name & address of financial institution Candidate or Candidate's Spouse Loans: List name, residence and mailing address of person(s) making or cosigning loan	Column A Balance of previous loan at end of period	Column B Amount of new loan received during period		Column C Repayments during period		Column D Balance outstanding at end of period
	Amount	Date	Amount	Date	Amount	Amount
1.						
2.						
3.						
4.						
5.						
Totals:						
		Loans Received	Repayment of Loans	Outstanding Loans		

Receipt of a Transfer of Excess Funds

Check if additional pages have been attached.

Date	Candidate Committee Name and Year	Amount

Total Receipts of Transfers of Excess Funds:

--

Disbursements of Excess Funds

Date	Name of candidate committee and election year disbursing excess funds	Purpose of Disbursement	Amount

Total Disbursements of Excess Funds:

--

MAKE AS MANY COPIES OF THIS PAGE AS YOU NEED.

CHECK NO.	DATE	DESCRIPTION OF TRANSACTION	PAYMENT / DEBIT	DEPOSIT / CREDIT	BALANCE
1104	9/22/10	Steven L. Shaffer	1,000.00		43,787.72
1105	9/22/10	Friends of Randy Swartzmiller	1,000.00		42,787.72
1106	9/22/10	Dave Pethel for House 2010	1,000.00		41,787.72
1107	9/22/10	Committee to Elect Brent Boggs	1,000.00		40,787.72
1108	9/22/10	Denise Campbell for House of Delegates	1,000.00		39,787.72
1109	9/22/10	Peggy Donaldson Smith	1,000.00		38,787.72
1110	9/22/10	Bill Hamilton	1,000.00		37,787.72
1111	9/22/10	Mary M. Poling	1,000.00		36,787.72
1112	9/22/10	Committee to Elect Ron Fragale	1,000.00		35,787.72
1113	9/22/10	Committee to Elect Richard Jaquinta	1,000.00		34,787.72
1114	9/22/10	Tim Miley	1,000.00		33,787.72
1115	9/22/10	Michael Manypenny	1,000.00		32,787.72
1116	9/22/10	Michael L. Caputo	1,000.00		31,787.72
1117	9/22/10	Committee to Elect Linda Longstreth	1,000.00		30,787.72
1118	9/22/10	Timothy J. Manchin	1,000.00		29,787.72
1119	9/22/10	Friends of Barbara	1,000.00		28,787.72
1120	9/22/10	Charlene Marshall	1,000.00		27,787.72
1121	9/22/10	Cook for the House	1,000.00		26,787.72
1122	9/22/10	Anthony P. Barill	1,000.00		25,787.72
1123	9/22/10	Larry A. Williams	1,000.00		24,787.72
1124	9/22/10	Stanley E. Shaver	1,000.00		23,787.72
1125	9/22/10	Charles Messick	1,000.00		22,787.72
1126	9/22/10	Friends of Ruth Rowand	1,000.00		21,787.72
1127	9/22/10	David A. Walker	1,000.00		20,787.72
1128	9/22/10	Committee to Elect Orphy Klempa	1,000.00		19,787.72
1129	9/22/10	Committee to Elect Thomas McHugh	1,000.00		18,787.72
1130	9/22/10	Committee to Elect Dan Poling	1,000.00		17,787.72
	9/30/10	Interest		3.78	17,791.50
	10/5/10	Deposit - August Work		3,112.96	20,904.46
	10/31/10	Interest		2.11	20,906.57
	11/12/10	Deposit - September Work		2,425.37	23,331.94
	11/30/10	Interest		1.81	23,333.75

12/8/10	Deposit - October Work		2,123.47	25,457.22
12/31/10	Interest		2.10	25,459.32
1/12/11	Deposit - November 2010 Work		1,333.66	26,792.98
1/31/11	Interest		2.22	26,795.20
2/9/11	Deposit - December 2010 Work		1,268.77	28,063.97
2/28/11	Interest		2.12	28,066.09
3/10/11	Deposit - January 2011 Work		1,162.88	29,228.97
3/31/11	Interest		2.44	29,231.41
4/14/11	Deposit - February 2011 Work		797.40	30,028.81
4/30/11	Interest		2.43	30,031.24
5/18/11	Deposit - March 2011 Work		871.07	30,902.31
5/31/11	Interest		2.58	30,904.89
6/9/11	Deposit - April 2011 Work		1,239.58	32,144.47
6/30/11	Interest		2.59	32,147.06
7/21/11	Deposit - May 2011 Work		818.94	32,966.00
7/31/11	Interest		1.87	32,967.87
8/2/11	Committee to Elect Earl Ray Tomblin		1,000.00	31,967.87
8/16/11	Deposit - June 2011 Work		671.23	32,639.10

Criteria Name : B01382 - PAC MTHLY REPORT

Sort By : Member Alpha * Member Number
Total By :
Break Page :

Tape Specifications
Tape Detail
Totals Only
Labels
Include Members With Missing Demographics (Y/N/O) : N -
Include Over the Counter (Dues) (Y/N/O) : Y
Print Member Totals for Rules and Cases (Y/N) : N
Paragraph Type (Y/N/A) : -
Use Default Paragraph
Statement Address
Create List Name
List Key Format
Correspondence Type
Report Title : 152 MONTHLY PAC REPORT

** Member Level Options **

Mem Group	Mem Local	Mem Status	Mem Dst Cn	Mem Region	Mem Plan	Mem Last Emp	Ps Ar Lc
To Include	To Include	To Include	To Include	To Include	To Include	To Include	To Include
-----	-----	-----	-----	-----	-----	-----	-----

** Posting Level Options **

Post. Fund	Post. App	Post. Shift	Emp Dst Cn	Emp Region	Employer	Emp. Type	Emp. Local	Post. Area	Ps Ar Lc
To Include	To Include	To Include	To Include	To Include	To Include	To Include	To Include	To Include	To Include
-----	-----	-----	-----	-----	-----	-----	-----	-----	-----

** Addl Posting Lvl Opts **

Post. Cont	Pst Cnt Ty	Pst Dep Ty	Uni Class	Uni Sts Cd	Post Group	Post Sts	Remitter	Work Local
To Include	To Include	To Exclude	To Include	To Include	To Include	To Include	To Include	To Include
-----	-----	-----	-----	-----	-----	-----	-----	-----

Criteria Name : B01382 - PAC MTHLY REPORT

** Options 4 **

Column :
Row :
Member Age From :
Member Age Thru :

** Fund/App/Shift Criteria **

Field Fund App Shift Qty/Amt

** Member Level Options 6 **

Mem Zip Mem City Mem State Mem Country
To Include To Include To Include To Include

** Transfer Contributions **

Load File to be Updated :

** Time Frame Run Time Prompts **

Description	From	Thru	Group	Fund	App	Shift
Time Frame 1 Qty	07/01/2011	07/31/2011		152PAC		
Time Frame 1 Amount	07/01/2011	07/31/2011		152PAC		
Time Frame 2 Qty	07/01/2011	07/31/2011		152G		

** Options 8 **

Mem ID Format Description Mask Alt ID Entity

** Run Time Prompts **

Received From Date : 07/01/2011
Received Thru Date : 07/31/2011
Deposit From Date :
Deposit Thru Date :
Posting From Date :
Posting Thru Date :
Work From Period :
Work Thru Period :
Member Hire From Date :
Member Hire Thru Date :

Member Status As Of Date : 08/09/2011
Member Age As Of Date : 08/09/2011
Single/List/All (S/L/A) : A
List Name/Member No. :
Report Reference Number : Y
Generate Report (Y/N) : Y
Update Files (Y/N) : N
Create List (Y/N) :
Transfer Contrib. (Y/N) :

152 MONTHLY PAC REPORT

Received Date Range 07/01/2011 - 07/31/2011

Last Name	First Name	Employer Name	PAC AMT	PAC HRS	\$GROSS\$
ABE	SCOTT	WALTER N. YODER & SONS, I	2.78	139.00	5548.74
ALLEN	JOE	MAINLINE MECHANICAL INCOR	3.02	151.00	4570.10
ALLEN	WILLIAM	NATIONAL STEEL ERECTION,	4.29	214.50	10662.76
AMOS	CHARLES	MCKAMISH CHESAPEAKE INC,	0.80	40.00	1556.16
ANDREGG	CHRISTOPHER	MAINLINE MECHANICAL INCOR	3.00	150.00	4407.00
BAILEY	ROBERT	W. G. TOMKO & SONS	3.68	184.00	5842.00
BAILEY	ROSS	W. G. TOMKO & SONS	3.36	168.00	5205.76
BEAM	CLINTON	CHAPMAN CORPORATION	0.50	25.00	1084.25
BILLOTTI	JOSEPH	PINE HOLLOW MECHANICAL, I	3.79	189.50	6187.59
BIRUKAKIS	PETER	NATIONAL STEEL ERECTION,	4.51	225.50	10970.13
BITTINGER	TROY	WALTER N. YODER & SONS, I	1.28	64.00	2661.76
BOLYARD	JASON	W. G. TOMKO & SONS	3.84	192.00	4571.52
BONFILI	DOMINICK	W. G. TOMKO & SONS	3.28	164.00	5207.00
BONFILI	JASON	PINE HOLLOW MECHANICAL, I	3.63	181.50	6383.36
BONFILI	JUSTIN	NEUMANN CO, H E	3.04	152.00	4877.64
BOONE	VIRGIL	P & PF LU #152	3.20	160.00	6774.40
BOOTH	DAVID	MID-STATE MECHANICAL INC.	3.94	197.00	6378.06
BOSWELL	LAWRENCE	STUART-MCMUNN CO	0.80	40.00	1296.80
BREWER	ANDREW	DRAKE CO, W R	3.00	150.00	3823.80
BRITTON	DANIEL	W. G. TOMKO & SONS	3.68	184.00	5842.00
BRITTON	WILLIAM	WEST VIRGINIA HEATING & P	4.19	209.50	7412.96
BYARD	WESLEY	MCKAMISH CHESAPEAKE INC.	0.80	40.00	1167.36
CARDER	SCOTT	W. G. TOMKO & SONS	3.46	173.00	5217.68
CARTWRIGHT	JAMES	DRAKE CO, W R	2.20	110.00	3451.80
CARTWRIGHT	PAUL	WAYNE CROUSE, INC.	3.04	152.00	4927.84
CASTO	BRAD	MCT SERVICES, LLC	0.84	42.00	2084.02
		NATIONAL STEEL ERECTION,			
CATLETT	CHRISTOPHER	W. G. TOMKO & SONS	3.47	173.50	5994.38
CHAMBERS	CRAIG	W. G. TOMKO & SONS	3.68	184.00	5842.00
CHAPMAN	NATHAN	W. G. TOMKO & SONS	3.68	184.00	6348.00
CLELLAND	PATRICK	DRAKE CO, W R	3.15	157.50	5680.82
CLOSE	MICHAEL	WAYNE CROUSE, INC.	2.88	144.00	4668.48
COFFMAN	GEORGE	MID-STATE MECHANICAL INC.	2.88	144.00	3398.00
COLEBANK	ROBERT	MID-STATE MECHANICAL INC.	3.84	192.00	3589.12
COMRAD	CHARLES	WAYNE CROUSE, INC.	2.72	136.00	4409.12
CRANDALL	MICHAEL	NATIONAL STEEL ERECTION,	0.48	24.00	1039.64
CRISLIP	JOHNNY	W. G. TOMKO & SONS	3.84	192.00	6096.00
CROSS	STEVEN	W. G. TOMKO & SONS	3.20	160.00	5080.00
CROSSER	SCOTT	C&T MECHANICAL INC.	4.00	200.00	7081.34
CUNNINGHAM	CHRISTOPHER	WAYNE CROUSE, INC.	3.00	150.00	3162.00
CUSTER	CHARLES	DRAKE CO, W R	3.16	158.00	5208.78
DALTON	KEITH	NATIONAL STEEL ERECTION,	5.01	250.50	12916.19
DANIELS	DAVID	NEUMANN CO, H E	4.11	205.50	6949.84
DANLEY	MARK	CHAPMAN CORPORATION	3.54	177.00	6232.12
DAVIS	DANIEL	DAY AND ZIMMERMAN NPS, INC	3.54	177.00	10267.17
DAVIS	JON	MICHEL INC	2.56	128.00	4092.16
DAWSON	DENNIS	MCKAMISH CHESAPEAKE INC.	3.52	176.00	5030.08
		W. G. TOMKO & SONS			

152 MONTHLY PAC REPORT

Received Date Range 07/01/2011 - 07/31/2011

Last Name	First Name	Employer Name	PAC AMT	PAC HRS	\$GROSS\$
DAYTON	DEREK	WALTER N. YODER & SONS, I	0.80	40.00	1002.00
DELAUDER	HUBERT	DRAKE CO, W R	3.00	150.00	5275.50
DEPOY	JOHN	CHAPMAN CORPORATION	2.72	136.00	4724.48
DEWITT	RONALD	W. G. TOMKO & SONS	3.87	193.50	6701.63
DONALDSON	SCOTT	AKER CONSTRUCTION, INC.	2.24	112.00	3736.32
DONHAM	DANIEL	NATIONAL STEEL ERECTION,	4.00	200.00	9756.76
DRAKE	ROBERT	MAINLINE MECHANICAL INCOR	2.92	146.00	4654.48
DROTAR	FRANCIS	NEUMANN CO, H E	1.74	87.00	2585.45
DUKICH	SAMUEL	MID-STATE MECHANICAL INC.	1.92	96.00	2880.00
DULEY	CLYDE	STUART-MCMUNN CO	3.04	152.00	5529.76
EDDY	THOMAS	W. G. TOMKO & SONS	3.68	184.00	5842.00
EFAW	GARY	MCKAMISH CHESAPEAKE INC.	4.44	222.00	9058.62
ELLIOTT	SHEILA	W. G. TOMKO & SONS	3.68	184.00	5842.00
ERVIN	ROGER	W. G. TOMKO & SONS	3.62	181.00	5746.75
FANKHAUSER	WILLIAM	MAINLINE MECHANICAL INCOR	3.02	150.75	4458.61
FENNER	DANA	MID-STATE MECHANICAL INC.	3.64	182.00	6400.94
FENSTERMACHER	WILLIAM	W. G. TOMKO & SONS	1.80	90.00	3171.37
FLUHARTY	KRISTIN	MCKAMISH CHESAPEAKE INC.	1.80	90.00	3468.94
FLUHARTY	TRAVIS	MCKAMISH CHESAPEAKE INC.	2.94	147.00	3695.79
FOWLER	MATTHEW	WAYNE CROUSE, INC.	0.94	47.00	1958.22
FOX	BRADLEY	NATIONAL STEEL ERECTION,	0.80	40.00	1556.16
FRAZIER	JOHN	CHAPMAN CORPORATION	3.04	152.00	5529.76
FRISENDA	JOSHUA	WAYNE CROUSE, INC.	3.07	153.50	4531.87
FRUM	RANDY	CARRIER CORPORATION	2.30	115.00	6227.14
FULLMER	DENNIS	MCT SERVICES LLC	4.64	232.00	9049.96
GARRETT	JOHN	NATIONAL STEEL ERECTION,	0.80	40.00	1556.16
GIBSON	NICK	TRANSLOGIC CORPORATION	3.84	192.00	9170.00
GOFF	CHARLES	W. G. TOMKO & SONS	1.92	96.00	6624.00
GORBY	CHRISTOPHER	MID-STATE MECHANICAL INC.	2.58	129.00	2880.00
GORBY	THOMAS	CHAPMAN CORPORATION	3.04	152.00	5100.48
GRAPES	CASPAR	AKER CONSTRUCTION, INC.	3.04	152.00	5070.72
GRAY	RANDY	WAYNE CROUSE, INC.	3.04	152.00	4694.56
GRIFFITH	JASON	MID-STATE MECHANICAL INC.	2.68	134.00	4083.82
GWINN	DENNIS	NATIONAL STEEL ERECTION,	0.48	24.00	1039.64
HALFIN	JEREMY	MAINLINE MECHANICAL INCOR	1.60	80.00	2550.40
HARR	BRIAN	W. G. TOMKO & SONS	3.20	160.00	5080.00
HECKLER	MARK	W. G. TOMKO & SONS	3.78	189.00	6066.75
HERN	SHAUN	MCKAMISH CHESAPEAKE INC.	4.54	227.00	8651.83
HERRON	JON	CHAPMAN CORPORATION	3.04	152.00	4563.76
HERRON	JOSHUA	MCKAMISH CHESAPEAKE INC.	4.08	204.00	6005.91
HILLING	BRYAN	CHAPMAN CORPORATION	2.24	112.00	2486.48
HUNT	DANIEL	NATIONAL STEEL ERECTION,	0.64	32.00	1697.72
HUNT	RICHARD	NATIONAL STEEL ERECTION,	1.66	83.00	3878.60
HURST	ERIC	NATIONAL STEEL ERECTION,	3.80	190.00	9513.98
HYRE	TRAVIS	CARRIER CORPORATION	3.16	158.00	4179.10
		U.S. ENGINEERING CO.	2.70	135.00	4260.60

152 MONTHLY PAC REPORT

Received Date Range 07/01/2011 - 07/31/2011

Last Name	First Name	Employer Name	PAC AMT	PAC HRS	\$GROSS\$
INGRAM	DAVID	W. G. TOMKO & SONS	3.62	181.00	5873.95
JACKSON	RANDY	NATIONAL STEEL ERECTION, CHAPMAN CORPORATION	0.94	47.00	1958.22
JANES	RONALD	AKER CONSTRUCTION, INC.	2.92	146.00	4870.56
JENNELLE	CHARLES	W. G. TOMKO & SONS	3.68	184.00	5842.00
JIMMIE	JOSHUA	DRAKE CO, W R	2.08	104.00	2664.88
		MID-STATE MECHANICAL INC.			
JOHNSON	TIMOTHY	W. G. TOMKO & SONS	3.40	170.00	5978.90
JONES	JEFFREY	MCKAMISH CHESAPEAKE INC.	2.10	105.00	3857.98
JONES	KEVIN	STUART-MCMUNN CO	2.88	144.00	4668.48
JORDAN	KEITH	C&T MECHANICAL INC.	3.24	162.00	6151.81
JOY	MICHAEL	NATIONAL STEEL ERECTION, WAYNE CROUSE, INC.	3.22	161.00	7697.95
KENNEDY	THOMAS	TRANSLOGIC CORPORATION	3.04	152.00	5472.00
KING	DAVID	W. G. TOMKO & SONS	3.56	178.00	9228.53
KING	DENNIS	W. G. TOMKO & SONS	3.04	152.00	5458.96
KING	HOWARD	W. G. TOMKO & SONS	0.92	46.00	5244.00
KINGAN	BRANDON	GEA POWER COOLING, INC.	4.48	224.00	1534.56
KINGAN	LARRY	NATIONAL STEEL ERECTION, MCKAMISH CHESAPEAKE INC.	1.94	97.00	3728.30
KINGAN	NATHAN	W. G. TOMKO & SONS	3.58	179.00	5683.25
KINGSLEY	JOHN	W. G. TOMKO & SONS	3.36	168.00	5334.00
KIRK	JOHN	W. G. TOMKO & SONS	3.60	180.00	3808.08
KITTLE	RHONDA	NATIONAL STEEL ERECTION, U.S. ENGINEERING CO.	4.36	218.00	7955.22
KNIGHT	JARED	W. G. TOMKO & SONS	2.12	106.00	3935.78
KOONTZ	SHANE	W. G. TOMKO & SONS	3.52	176.00	5588.00
KOVACH	MARCELLUS	DRAKE CO, W R	3.00	150.00	5192.30
LAMBERT	DAVID	AKER CONSTRUCTION, INC.	0.45	22.50	750.60
LAMBERT	STEPHEN	AKER CONSTRUCTION, INC.	3.00	150.00	5139.28
LAMBERT	WILLIAM	DRAKE CO, W R	1.80	90.00	3468.94
LAWSON	JAMES	MCKAMISH CHESAPEAKE INC.	3.84	192.00	6624.00
LAYTON	ROBERT	R. H. LAPP & SONS	3.19	159.50	5252.04
LEMLEY	ROBERT	W. G. TOMKO & SONS	4.48	224.00	10429.29
LEPLEY	JAMES	STUART-MCMUNN CO			
LIBERT	BRIAN	NATIONAL STEEL ERECTION, W. G. TOMKO & SONS	3.78	189.00	5101.12
LILLEY	JONATHAN	WAYNE CROUSE, INC.	2.01	100.50	3258.21
LIPSCOMB	DUANE	MCKAMISH CHESAPEAKE INC.	2.16	108.00	3955.24
LUCKEY	MICHAEL	AKER CONSTRUCTION, INC.	3.19	159.50	5588.22
MACE	THOMAS	AKER CONSTRUCTION, INC.	2.72	136.00	5174.40
MALINOVICH	DAVID	R. H. LAPP & SONS	3.87	193.50	6167.44
MALONE	ARTHUR	W. G. TOMKO & SONS	2.88	144.00	4240.72
MALONE	DWAYNE	CHAPMAN CORPORATION	3.06	153.00	5046.79
MARTIN	DON	NATIONAL STEEL ERECTION, NEUMANN CO, H E			
MATHEWS	STEPHEN	MCKAMISH CHESAPEAKE INC.	2.64	132.00	4009.53
MAYFIELD	JARED	U.S. ENGINEERING CO.	3.68	184.00	6348.00
MAYLE	NATHANIEL	W. G. TOMKO & SONS	2.40	120.00	4220.40
MCCLOUD	WOODROW	STUART-MCMUNN CO			

152 MONTHLY PAC REPORT

Received Date Range 07/01/2011 - 07/31/2011

Last Name	First Name	Employer Name	PAC AMT	PAC HRS	\$GROSS\$
MCDANIEL	CHRISTOPHER	NATIONAL STEEL ERECTION,	0.48	24.00	1087.64
MCDONALD	MICHAEL	NEUMANN CO, H E	4.63	231.50	7756.38
MENEAR	ARTHUR	WAYNE CROUSE, INC.	3.04	152.00	4927.84
MICHAEL	JASON	NATIONAL STEEL ERECTION,	4.12	206.00	10401.94
MILLER	STEVEN	WAYNE CROUSE, INC.	2.56	128.00	2282.24
MILLER	STEVEN	AKER CONSTRUCTION, INC.	2.89	144.50	4828.86
MOATS	STEPHEN	MCKAMISH CHESAPEAKE INC.	3.84	192.00	7086.77
MONTOUR	GEORGE	W. G. TOMKO & SONS	3.68	184.00	5842.00
MOORE	MICHAEL	WAYNE CROUSE, INC.	1.60	80.00	2593.60
MORELAND	ROGER	WALTER N. YODER & SONS, I	0.80	40.00	2606.96
MORRIS	MORRIS	W. G. TOMKO & SONS	3.30	165.00	3667.95
MORRIS	ROBBIE	PINE HOLLOW MECHANICAL, I	3.63	181.50	5296.17
MOSER	MARK	WAYNE CROUSE, INC.	3.04	152.00	4927.84
MULLENNEX	RICHARD	WEST VIRGINIA HEATING & P	1.44	72.00	2917.44
MURPHY	HEATHER	W. G. TOMKO & SONS	0.16	8.00	177.84
MYERS	SAMUEL	C&T MECHANICAL INC.	3.34	167.00	3241.71
NEELY	NEELY	W. G. TOMKO & SONS	3.25	162.50	3612.38
NELSON	DONALD	MAINLINE MECHANICAL INCOR	2.98	149.00	4766.06
NELSON	DARRON	NATIONAL STEEL ERECTION,	0.48	24.00	931.40
NESTOR	NICHOLAS	NEUMANN CO, H E	3.23	161.50	2486.31
NUZUM	KEVIN	DRAKE CO, W R	2.90	145.00	2730.35
OLEKSA	CHAD	U.S. ENGINEERING CO.	2.68	134.00	5343.92
PEER	DAVID	R. H. LAPP & SONS			3465.86
PELL	GARY	DRAKE CO, W R	3.00	150.00	4707.00
PIENKOWSKI	JOSEPH	WAYNE CROUSE, INC.	2.88	144.00	4668.48
POTTS	GREGORY	NEUMANN CO, H E	3.48	174.00	5119.62
RABER	BRYAN	NEUMANN CO, H E	3.70	185.00	5913.74
RADABAUGH	JAMES	MID-STATE MECHANICAL INC.	1.12	56.00	1480.64
RADABAUGH	RODNEY	W. G. TOMKO & SONS	3.49	174.50	5540.38
RAMSEY	TIMOTHY	MAINLINE MECHANICAL INCOR	3.00	150.00	4782.00
RAULSTON	KENNETH	WAYNE CROUSE, INC.	1.60	80.00	1686.40
REESMAN	STEVEN	STUART-MCMUNN CO	3.76	188.00	6710.95
REXRODE	NATHAN	WALTER N. YODER & SONS, I	3.04	152.00	5659.76
RICE	GREGORY	W. G. TOMKO & SONS	3.46	173.00	5492.75
RIFFLE	MICHAEL	W. G. TOMKO & SONS	3.84	192.00	6096.00
RIGGLEMAN	SCOTT	AKER CONSTRUCTION, INC.	3.11	155.50	5245.86
RILEY	ERIC	MICHEL INC	4.35	217.50	7433.52
RITCHIE	MATTHEW	W. G. TOMKO & SONS	3.24	162.00	5143.50
ROHAN	JONATHAN	NEUMANN CO, H E	3.70	185.00	2980.58
ROWAN	JAMES	AKER CONSTRUCTION, INC.	2.95	147.50	4978.98
ROWAN	SCOTT	W. G. TOMKO & SONS	2.24	112.00	3556.00
RYCZEK	RAYMOND	NEUMANN CO, H E	3.48	174.00	5775.56
SANDERS	JASPER	NEUMANN CO, H E	3.54	177.00	2931.81
SCOTT	ROGER	STUART-MCMUNN CO	2.56	128.00	4149.76
SELENSKY	CHRISTOPHER	GEA POWER COOLING, INC.	0.92	46.00	1649.56
SHAFFER	CRAIG	W. G. TOMKO & SONS	3.74	187.00	4452.47
SHAHAN	MICHAEL	W. G. TOMKO & SONS	3.68	184.00	3048.32
SHOMO	RODNEY	STUART-MCMUNN CO	3.06	153.00	5382.83

152 MONTHLY PAC REPORT

Received Date Range 07/01/2011 - 07/31/2011

Last Name	First Name	Employer Name	PAC AMT	PAC HRS	\$GROSS\$
SIBLEY	KENNETH	W. G. TOMKO & SONS	2.72	136.00	4318.00
SIGLEY	ERIC	W. G. TOMKO & SONS	3.52	176.00	5588.00
SIMMONS	CHARLES	DRAKE CO, W R	4.48	224.00	7089.80
SIMMONS	STEPHEN	W. G. TOMKO & SONS			
SIMS	MATTHEW	STUART-MCMUNN CO	3.04	152.00	4927.84
SINES	JASON	MCKAMISH CHESAPEAKE INC.	3.68	184.00	7003.33
SITES	BRIAN	WAYNE CROUSE, INC.	2.72	136.00	4409.12
SMITH	JASON	MCKAMISH CHESAPEAKE INC.	4.88	244.00	5691.60
SMITH	KEVIN	DRAKE CO, W R	2.36	118.00	2895.32
SMITH	LACY	W. G. TOMKO & SONS	2.88	144.00	4343.04
SMITH	LACY	DRAKE CO, W R	2.82	141.00	4126.30
SNIDER	CHAD	W. G. TOMKO & SONS	3.84	192.00	6118.00
SODORSI	VINCENT	STUART-MCMUNN CO	3.04	152.00	4927.84
SODOMICK	ANDREW	WAYNE CROUSE, INC.	3.04	152.00	5345.84
SPIKER	JONATHAN	W. G. TOMKO & SONS	3.52	176.00	5588.00
STAGGS	MICHAEL	W. G. TOMKO & SONS	0.48	24.00	762.00
STARSICK	JACK	NEUMANN CO, H E	2.90	145.00	4299.59
STONE	CHRISTOPHER	MID-STATE MECHANICAL INC.			
STOUT	JAMES	NEUMANN CO, H E	4.00	200.00	6386.00
STRAIGHT	LARRY	W. G. TOMKO & SONS	3.52	176.00	5588.00
SULLIVAN	JOSHUA	HONEYWELL, INC.			
SUMMERS	SHAWN	MID-STATE MECHANICAL INC.	2.40	120.00	2996.40
TENNANT	DEVIN	W. G. TOMKO & SONS	3.04	152.00	5244.00
TENNANT	DONALD	NATIONAL STEEL ERECTION,	3.95	197.50	9029.83
TENNANT	DOUGLAS	MICHEL INC	3.87	193.50	5793.19
TENNANT	ROBERT	NEUMANN CO, H E	3.80	190.00	5589.70
TENNANT	TIMOTHY	MCKAMISH CHESAPEAKE INC.	3.92	196.00	7494.28
THOMAS	TOMMY	W. G. TOMKO & SONS	3.68	184.00	2921.92
TIPTON	STEVEN	WAYNE CROUSE, INC.	2.88	144.00	4668.48
TRENTINI	JOSEPH	WALTER N. YODER & SONS, I	2.88	144.00	4740.39
TUBOLINO	JASON	P & PF LU #152	3.20	160.00	5820.80
VARNER	DAVID	W. G. TOMKO & SONS	3.52	176.00	2794.88
VINCENT	DENNY	NATIONAL STEEL ERECTION,	0.64	32.00	1388.20
VINCENT	WILLIAM	AKER CONSTRUCTION, INC.	3.05	152.50	5095.74
WAGNER	DAVID	MID-STATE MECHANICAL INC.	3.68	184.00	5881.92
WAGNER	JOHNATHAN	CHAPMAN CORPORATION	2.88	144.00	4600.72
WAGNER	ROBERT	CHAPMAN CORPORATION	2.72	136.00	4005.68
WARDER	BENJAMIN	DAY AND ZIMMERMAN NPS, INC			10731.00
WARE	FREDERICK	W. G. TOMKO & SONS	3.04	152.00	4826.00
WATKINS	SCOTT	TRANSLOGIC CORPORATION			7644.70
WATSON	KEITH	MCKAMISH CHESAPEAKE INC.	1.92	96.00	3112.32
WEBB	WILLIAM	NATIONAL STEEL ERECTION,	3.79	189.50	8270.73
WEBER	JASON	NATIONAL STEEL ERECTION,	4.76	238.00	12253.13
WHEELER	SHANE	W. G. TOMKO & SONS	2.08	104.00	1651.52
WHITE	PAUL	W. G. TOMKO & SONS	3.84	192.00	5487.36
WILBURN	JEFFREY	CHAPMAN CORPORATION	2.88	144.00	4240.72
WILKINS	BRIAN	WAYNE CROUSE, INC.	2.24	112.00	4032.00
		NEUMANN CO, H E	3.32	166.00	4884.58

152 MONTHLY PAC REPORT

Received Date Range 07/01/2011 - 07/31/2011

Last Name	First Name	Employer Name	PAC AMT	PAC HRS	\$GROSS\$
WILLIAMS	GREGORY	CHAPMAN CORPORATION	0.46	23.00	870.58
WILSON	JAMES	W. G. TOMKO & SONS	3.84	192.00	6096.00
WOLFE	DONALD	W. G. TOMKO & SONS	4.00	200.00	4762.00
WOLFE	J	NATIONAL STEEL ERECTION,	3.41	170.50	7713.76
WOODS	BENJAMIN	DRAKE CO, W R	3.11	155.50	3476.73
YANDLE	GLENN	TRANSLOGIC CORPORATION			17277.70
YELCICH	JOHN	W. G. TOMKO & SONS	3.52	176.00	5588.00
YODER	MICHAEL	WALTER N. YODER & SONS, I	1.76	88.00	3526.32
YOKE	JASON	W. G. TOMKO & SONS	3.62	181.00	4309.61
YOKOPOVICH	NICK	W. G. TOMKO & SONS	0.48	24.00	762.00
ZIPPILLI	MICHAEL	CHAPMAN CORPORATION	0.50	25.00	960.64

152 MONTHLY PAC REPORT

Received Date Range 07/01/2011 - 07/31/2011

Last Name	First Name	Employer Name	PAC AMT	PAC HRS	\$GROSS\$
Grand Totals					
			671.23	33561.25	1183405.20

Total number of transactions 251

CHECK NO.	DATE	DESCRIPTION OF TRANSACTION	PAYMENT/ DEBIT	DEPOSIT/ CREDIT	BALANCE
1104	9/22/10	Steven L. Shaffer	1,000.00		43,787.72
1105	9/22/10	Friends of Randy Swartzmiller	1,000.00		42,787.72
1106	9/22/10	Dave Pethel for House 2010	1,000.00		41,787.72
1107	9/22/10	Committee to Elect Brent Boggs	1,000.00		40,787.72
1108	9/22/10	Denise Campbell for House of Delegates	1,000.00		39,787.72
1109	9/22/10	Peggy Donaldson Smith	1,000.00		38,787.72
1110	9/22/10	Bill Hamilton	1,000.00		37,787.72
1111	9/22/10	Mary M. Poling	1,000.00		36,787.72
1112	9/22/10	Committee to Elect Ron Fragale	1,000.00		35,787.72
1113	9/22/10	Committee to Elect Richard Jaquinta	1,000.00		34,787.72
1114	9/22/10	Tim Miley	1,000.00		33,787.72
1115	9/22/10	Michael Manypenny	1,000.00		32,787.72
1116	9/22/10	Michael L. Caputo	1,000.00		31,787.72
1117	9/22/10	Committee to Elect Linda Longstreth	1,000.00		30,787.72
1118	9/22/10	Timothy J. Manchin	1,000.00		29,787.72
1119	9/22/10	Friends of Barbara	1,000.00		28,787.72
1120	9/22/10	Charlene Marshall	1,000.00		27,787.72
1121	9/22/10	Cook for the House	1,000.00		26,787.72
1122	9/22/10	Anthony P. Barill	1,000.00		25,787.72
1123	9/22/10	Larry A. Williams	1,000.00		24,787.72
1124	9/22/10	Stanley E. Shaver	1,000.00		23,787.72
1125	9/22/10	Charles Messick	1,000.00		22,787.72
1126	9/22/10	Friends of Ruth Rowand	1,000.00		21,787.72
1127	9/22/10	David A. Walker	1,000.00		20,787.72
1128	9/22/10	Committee to Elect Orphy Klempa	1,000.00		19,787.72
1129	9/22/10	Committee to Elect Thomas McHugh	1,000.00		18,787.72
1130	9/22/10	Committee to Elect Dan Poling	1,000.00		17,787.72
	9/30/10	Interest		3.78	17,791.50
	10/5/10	Deposit - August Work		3,112.96	20,904.46
	10/31/10	Interest		2.11	20,906.57
	11/12/10	Deposit - September Work		2,425.37	23,331.94
	11/30/10	Interest		1.81	23,333.75

	12/8/10	Deposit - October Work			2,123.47	25,457.22
	12/31/10	Interest			2.10	25,459.32
	1/12/11	Deposit - November 2010 Work			1,333.66	26,792.98
	1/31/11	Interest			2.22	26,795.20
	2/9/11	Deposit - December 2010 Work			1,268.77	28,063.97
	2/28/11	Interest			2.12	28,066.09
	3/10/11	Deposit - January 2011 Work			1,162.88	29,228.97
	3/31/11	Interest			2.44	29,231.41
	4/14/11	Deposit - February 2011 Work			797.40	30,028.81
	4/30/11	Interest			2.43	30,031.24
	5/18/11	Deposit - March 2011 Work			871.07	30,902.31
	5/31/11	Interest			2.58	30,904.89
	6/9/11	Deposit - April 2011 Work			1,239.58	32,144.47
	6/30/11	Interest			2.59	32,147.06
	7/21/11	Deposit - May 2011 Work			818.94	32,966.00

Criteria Name : B01382 - PAC MTHLY REPORT

Sort By : Member Alpha * Member Number
Total By :
Break Page :

Tape Specifications
Tape Detail
Totals Only
Labels
Include Members With Missing Demographics (Y/N) : N -
Include Over the Counter (Dues) (Y/N) : Y
Print Member Totals for Rules and Cases (Y/N) : N
Paragraph Type (Y/N) : N
Use Default Paragraph (Y/N/A) : -
Statement Address :
Create List Name :
List Key Format :
Correspondence Type :
Report Title : 152 MONTHLY PAC REPORT

** Member Level Options **

Mem Group	Mem Local	Mem Status	Mem Dst Cn	Mem Region	Mem Plan	Mem Last Emp	Emp. Type	Emp. Local	Post. Area	Ps Ar Lc
To Include	To Include	To Include	To Include	To Include	To Include	To Include	To Include	To Include	To Include	To Include
-----	-----	-----	-----	-----	-----	-----	-----	-----	-----	-----

** Posting Level Options **

Post. Fund	Post. App	Post. Shift	Emp Dst Cn	Emp Region	Employer	Post Sts	Remitter	Work Local
To Include	To Include	To Include	To Include	To Include	To Include	To Include	To Include	To Include
-----	-----	-----	-----	-----	-----	-----	-----	-----

Criteria Name : B01382 - PAC MTHLY REPORT

** Options 4 **

Column :
Row :
Member Age From :
Member Age Thru :

** Fund/App/Shift Criteria **

Field	Fund	App	Shift	Qty/Amt
-----	-----	-----	-----	-----

** Member Level Options 6 **

Mem Zip	Mem City	Mem State	Mem Country
-----	-----	-----	-----
To Include	To Include	To Include	To Include

** Transfer Contributions **

Load File to be Updated :

** Time Frame Run Time Prompts **

Description	From	Thru	Group	Fund	App	Shift
-----	-----	-----	-----	-----	-----	-----
Time Frame 1 Qty	06/01/2011	06/30/2011		152PAC		
Time Frame 1 Amount	06/01/2011	06/30/2011		152PAC		
Time Frame 2 Qty	06/01/2011	06/30/2011		152G		

** Options 8 **

Mem ID	Format	Description	Mask	Alt ID	Entity
-----	-----	-----	-----	-----	-----

** Run Time Prompts **

Received From Date	: 06/01/2011
Received Thru Date	: 06/30/2011
Deposit From Date	:
Deposit Thru Date	:
Posting From Date	:
Posting Thru Date	:
Work From Period	:
Work Thru Period	:
Member Hire From Date	:
Member Hire Thru Date	:

Member Status As Of Date : 07/12/2011
Member Age As Of Date : 07/12/2011
Single/List/All (S/L/A) : A
List Name/Member No. :
Report Reference Number : Y
Generate Report (Y/N) : Y
Update Files (Y/N) : N
Create List (Y/N) :
Transfer Contrib. (Y/N) :

152 MONTHLY PAC REPORT

Received Date Range 06/01/2011 - 06/30/2011

Last Name	First Name	Employer Name	PAC AMT	PAC HRS	\$GROSS\$
ABE	SCOTT	WALTER N. YODER & SONS, I	3.03	151.50	5808.20
ABUCEVICZ	MICHAEL	MCT SERVICES LLC	1.68	84.00	2971.98
ALLEN	JOE	MAINLINE MECHANICAL INCOR	2.98	149.00	4710.12
ALLEN	WILLIAM	NATIONAL STEEL ERECTION,	3.46	173.00	7872.28
AMOS	CHARLES	WAYNE CROUSE, INC.	2.08	104.00	3371.68
AMOS	TODD	MINNOTTE CONTRACTING CORP	0.40	20.00	660.52
ANDBREGG	CHRISTOPHER	MAINLINE MECHANICAL INCOR	3.20	160.00	4700.80
ARMENTROUT	DARRYL	ALSTOM POWER/APCOMPPOWER I			5337.44
ARMENTROUT	HERMAN	ALSTOM POWER/APCOMPPOWER I			5745.87
BAILEY	ROBERT	W. G. TOMKO & SONS	3.36	168.00	5461.00
BAILEY	ROSS	W. G. TOMKO & SONS	3.20	160.00	4813.52
BARTON	THOMAS	AKER CONSTRUCTION, INC.	0.00	0.00	0.00
BAUM	SHAWN	MINNOTTE CONTRACTING CORP	0.52	26.00	870.69
BEAM	CLINTON	CHAPMAN CORPORATION	7.31	365.50	15288.82
BILLOTTI	JOSEPH	PINE HOLLOW MECHANICAL, I	2.24	112.00	3819.44
BIRURAKIS	PETER	NATIONAL STEEL ERECTION,			
		CHAPMAN CORPORATION	3.47	173.25	6633.05
BITTINGER	TROY	NATIONAL STEEL ERECTION,			
BLAKE	LARRY	WALTER N. YODER & SONS, I	0.22	11.00	385.55
BLANK	ZACHARY	ALSTOM POWER/APCOMPPOWER I			1261.58
		AKER CONSTRUCTION, INC.	-0.36	-18.00	-791.09
BOLYARD	JASON	CHAPMAN CORPORATION			
BONFILI	DOMINICK	W. G. TOMKO & SONS	3.20	160.00	3809.60
BONFILI	JASON	W. G. TOMKO & SONS	2.06	103.00	3270.25
BONFILI	JUSTIN	PINE HOLLOW MECHANICAL, I	3.20	160.00	5627.20
BOONE	VIRGIL	NEUMANN CO, H E	3.23	161.50	5188.47
BOOTH	DAVID	P & PF LU #152	3.20	160.00	6774.40
BOSWELL	LAWRENCE	MID-STATE MECHANICAL INC.	3.44	172.00	5678.08
BOWLEY	ROBIN	STUART-MCMUNN CO	0.80	40.00	1296.80
BREWER	ANDREW	POWER PIPING CO.	0.79	39.50	1724.82
BRITTON	DANIEL	MINNOTTE CONTRACTING CORP	0.40	20.00	550.44
BROWN	CHRISTOPHER	W. G. TOMKO & SONS	3.20	160.00	5080.00
BURKE	DENNIS	SIEMENS GENERATION SVCS.			14215.61
BYARD	WESLEY	AKER CONSTRUCTION, INC.	-0.80	-40.00	-1547.84
CARDER	SCOTT	MINNOTTE CONTRACTING CORP	0.40	20.00	550.44
CARTWRIGHT	PAUL	W. G. TOMKO & SONS	3.04	152.00	4521.12
CASIO	BRAD	WAYNE CROUSE, INC.	2.40	120.00	3890.40
		ALSTOM POWER/APCOMPPOWER I	2.12	106.00	4694.94
CATLETT	CHRISTOPHER	MCT SERVICES LLC			
CETORELLI	ADAM	W. G. TOMKO & SONS	3.05	152.50	5269.88
CHAMBERS	CRAIG	INSTR. SCIENCES & TECH.	0.80	40.00	1485.20
		MINNOTTE CONTRACTING CORP	1.82	91.00	3178.91
CHAPMAN	NATHAN	W. G. TOMKO & SONS			
CLELLAND	PATRICK	W. G. TOMKO & SONS	3.36	168.00	5934.00
CLOSE	MICHAEL	DRAKE CO, W R	3.20	160.00	5627.20
COFFMAN	GEORGE	WAYNE CROUSE, INC.	3.12	156.00	5057.52
COLE	JAMES	MID-STATE MECHANICAL INC.	1.44	72.00	1710.00
		MINNOTTE CONTRACTING CORP	2.76	138.00	5538.21

15:08:04 Jul 12 2011

152 MONTHLY PAC REPORT

Received Date Range 06/01/2011 - 06/30/2011

Last Name	First Name	Employer Name	PAC AMT	PAC HRS	\$GROSS\$
COLE	MARC	CHAPMAN CORPORATION	0.25	12.50	492.06
COLEBANK	ROBERT	MID-STATE MECHANICAL, INC.	1.44	72.00	1287.36
COMPTON	JEFFREY	ALSTOM POWER/APCOMPOWER I MCT SERVICES LLC	2.12	106.00	5217.95
COMPTON	RYAN	CHAPMAN CORPORATION	5.93	296.25	10570.80
CONRAD	CHARLES	WAYNE CROUSE, INC.	2.88	144.00	4668.48
COSTELLO	DAMIAN	AKER CONSTRUCTION, INC.	0.00	0.00	0.00
CRANDALL	MICHAEL	CHAPMAN CORPORATION	4.89	244.50	9073.36
CRISLIP	JOHNNY	W. G. TOMKO & SONS	1.28	64.00	2032.00
CROCKER	ROBERT	MINNOTTE CONTRACTING CORP	1.42	71.00	2770.05
CROSS	STEVEN	W. G. TOMKO & SONS	3.36	168.00	5461.00
CROSSER	SCOTT	C&T MECHANICAL INC.	3.20	160.00	5342.40
CUMBERLEDGE	RICHARD	CHAPMAN CORPORATION	3.00	150.00	4820.75
CUNNINGHAM	CHRISTOPHER	W. G. TOMKO & SONS	3.08	154.00	3246.32
CUSTER	CHARLES	WAYNE CROUSE, INC.	3.20	160.00	5020.80
DALTON	KEITH	DRAKE CO, W R	3.20	160.00	4572.80
DANIELS	DAVID	NATIONAL STEEL ERECTION, NEUMANN CO, H E	4.25	212.50	9705.74
DANLEY	MARK	CHAPMAN CORPORATION	3.53	176.50	5889.83
DAVIS	DANIEL	DAY AND ZIMMERMAN NPS, INC	4.18	209.00	6944.79
DAVIS	JON	CHAPMAN CORPORATION	0.44	22.00	15015.77
DAWSON	DENNIS	W. G. TOMKO & SONS	3.20	160.00	756.75
DEAN	WILLIAM	MINNOTTE CONTRACTING CORP	0.40	20.00	660.52
DELAUDER	HUBERT	DRAKE CO, W R	3.12	156.00	5486.52
DEPOY	JOHN	CHAPMAN CORPORATION	3.50	175.00	7019.74
DEWITT	RONALD	W. G. TOMKO & SONS	3.07	153.50	5007.44
DODD	GARY	CHAPMAN CORPORATION	5.60	280.00	9726.48
DONALDSON	SCOTT	AKER CONSTRUCTION, INC.	4.20	210.00	7222.44
DONHAM	DANIEL	NATIONAL STEEL ERECTION, MCT SERVICES LLC	4.41	220.50	10451.06
DRAINER	MATTHEW	MAINLINE MECHANICAL INCOR	5.39	269.50	8667.58
DRAKE	ROBERT	NEUMANN CO, H E	2.08	104.00	3253.02
DROTAR	FRANCIS	NEUMANN CO, H E	2.94	147.00	4448.24
DUKICH	SAMUEL	DEMOR & SONS INC, A J	1.60	80.00	2833.60
DULEY	CLYDE	STUART-MCMUNN CO	3.20	160.00	5820.80
DULEY	MICHAEL	MINNOTTE CONTRACTING CORP	1.85	92.50	3355.16
EATON	JARROD	CHAPMAN CORPORATION	5.52	276.00	9546.36
EDDY	THOMAS	W. G. TOMKO & SONS	3.20	160.00	5080.00
EFAW	GARY	MCKAMISH CHESAPEAKE INC.	2.91	145.50	5293.29
ELLIOTT	MICHAEL	MID-STATE MECHANICAL, INC.	1.44	72.00	1815.84
ELLIOTT	DENNIS	CHAPMAN CORPORATION	2.00	100.00	3422.28
ERVIN	SHEILA	W. G. TOMKO & SONS	2.08	104.00	3302.00
ERVIN	ROGER	W. G. TOMKO & SONS	1.92	96.00	3048.00
FENNER	DANA	W. G. TOMKO & SONS	3.20	160.00	5627.20
FENSTERMACHER	WILLIAM	CHAPMAN CORPORATION	1.16	58.00	1927.59
FITZGERALD	PAUL	MINNOTTE CONTRACTING CORP	0.60	30.00	990.78
FLUHARTY	KRISTIN	CHAPMAN CORPORATION	5.56	278.00	10456.94
FLUHARTY	TRAVIS	WAYNE CROUSE, INC.	3.20	160.00	3526.40

152 MONTHLY PAC REPORT

Received Date Range 06/01/2011 - 06/30/2011

Last Name	First Name	Employer Name	PAC AMT	PAC HRS	\$GROSS\$
FORQUER	ZACKERY	MINNOTTE CONTRACTING CORP	1.43	71.50	2485.00
FOWLER	MATTHEW	CHAPMAN CORPORATION	6.44	322.00	11857.91
FOX	BRADLEY	WAYNE CROUSE, INC.	2.24	112.00	3631.04
FRAISER	WILLIAM	POWER PIPING, CO.	0.79	39.50	1605.87
FRANKLIN	CHRISTOPHER	CHAPMAN CORPORATION	5.51	275.50	9643.93
FRAZIER	JOHN	WAYNE CROUSE, INC.	3.12	156.00	5675.28
FRIDLEY	JASON	AKER CONSTRUCTION, INC.	2.28	114.00	4358.00
		INSTR. SCIENCES & TECH.			
FRISENDA	JOSHUA	NEUMANN CO, H E	2.43	121.50	3606.40
FRUM	RANDY	CARRIER CORPORATION	3.34	167.00	6644.93
FULLMER	DENNIS	CHAPMAN CORPORATION	1.88	94.00	3487.50
		NATIONAL STEEL ERECTION,			
		MCT SERVICES LLC			
FULTZ	VESTER	STEMENS GENERATION SVCS.			6860.17
GARRETT	JOHN	TRANSLOGIC CORPORATION			6021.60
GIBSON	NICK	W. G. TOMKO & SONS	3.20	160.00	5520.00
GILLENWATER	DONALD	CHAPMAN CORPORATION	5.00	250.00	8735.82
GODBAY	JERRY	CHAPMAN CORPORATION	0.40	20.00	665.94
GOFF	CHARLES	W. G. TOMKO & SONS	1.60	80.00	2760.00
GORBY	ADAM	NATIONAL STEEL ERECTION,	0.80	40.00	1485.20
GORBY	CHRISTOPHER	CHAPMAN CORPORATION	3.84	192.00	7586.04
GORBY	THOMAS	AKER CONSTRUCTION, INC.	4.14	206.75	7030.62
GRAPES	CASPAR	WAYNE CROUSE, INC.	3.24	162.00	5020.40
GRAPES	MICHAEL	ALSTOM POWER/APCOMPPOWER I			5170.20
GRAY	RANDY	MID-STATE MECHANICAL INC.	1.31	65.50	1850.94
GRIFFITH	JASON	CHAPMAN CORPORATION	5.45	272.50	9866.57
GWINN	DENNIS	MAINLINE MECHANICAL INCOR	3.20	160.00	5100.80
HALFIN	JEREMY	W. G. TOMKO & SONS	3.04	152.00	4826.00
HALL	JAMES	CHAPMAN CORPORATION	4.97	248.25	8253.04
HARR	BRIAN	W. G. TOMKO & SONS	3.04	152.00	4870.00
HARR	ROBERT	AKER CONSTRUCTION, INC.	2.87	143.50	5051.90
		CHAPMAN CORPORATION			
HAWKINBERRY	ROBERT	CHAPMAN CORPORATION	6.33	316.50	12640.62
HECKLER	MARK	ALSTOM POWER/APCOMPPOWER I	3.28	164.00	7272.62
		MCT SERVICES LLC			
		MCKAMISH CHESAPEAKE INC.			
HENDERSON	NATHAN	MINNOTTE CONTRACTING CORP	1.54	77.00	3522.88
HERN	SHAUN	INSTR. SCIENCES & TECH.	1.60	80.00	2970.40
HERRON	JOHN	DEMOR & SONS INC, A J	1.60	80.00	2224.80
HERRON	JOSHUA	POWER PIPING CO.	0.99	49.50	1510.87
HILLING	BRYAN	STEMENS GENERATION SVCS.			12592.74
HOWARD	TOMMY	ALSTOM POWER/APCOMPPOWER I			2393.68
HUNT	DANIEL	NATIONAL STEEL ERECTION,	4.12	206.00	10091.02
HUNT	RICHARD	NATIONAL STEEL ERECTION,	4.19	209.50	9784.29
HURST	ERIC	CARRIER CORPORATION	2.46	123.00	4311.35
HURE	TRAVIS	U.S. ENGINEERING CO.	3.46	173.00	5459.88
INGRAM	DAVID	W. G. TOMKO & SONS	2.72	136.00	4190.80
JACKSON	RANDY	CHAPMAN CORPORATION	6.92	346.00	12938.63

152 MONTHLY PAC REPORT

Received Date Range 06/01/2011 - 06/30/2011

Last Name	First Name	Employer Name	PAC AMT	PAC HRS	\$GROSS\$
JANES	RONALD	AKER CONSTRUCTION, INC.	4.16	208.00	7122.36
JENNELLE	CHARLES	W. G. TOMKO & SONS	3.20	160.00	5080.00
JIMMIE	JOSHUA	CHAPMAN CORPORATION	1.98	99.00	3303.94
JOHNSON	TIMOTHY	W. G. TOMKO & SONS	1.28	64.00	2250.88
JONES	KEVIN	STUART-MCMUNN CO	3.20	160.00	5187.20
JORDAN	CHRISTOPHER	ALSTOM POWER/APCOMPPOWER I			1233.54
JORDAN	HARRELL	ALSTOM POWER/APCOMPPOWER I			1457.25
JORDAN	KEITH	C&T MECHANICAL INC.	2.68	134.00	5269.55
JOY	MICHAEL	CHAPMAN CORPORATION	6.53	326.25	9345.85
JOY	MICHAEL	NATIONAL STEEL ERECTION,	1.60	80.00	3415.96
KENNEDY	THOMAS	WAYNE CROUSE, INC.	3.04	152.00	5472.00
KIGHT	RONALD	ALSTOM POWER/APCOMPPOWER I			6209.28
KING	DAVID	TRANSLOGIC CORPORATION			6284.88
KING	DENNIS	W. G. TOMKO & SONS	3.12	156.00	4765.28
KING	HOWARD	W. G. TOMKO & SONS	3.20	160.00	5520.00
KINGAN	LARRY	NATIONAL STEEL ERECTION,	0.80	40.00	2010.76
KINGAN	NATHAN	MINNOTTE CONTRACTING CORP	0.60	30.00	990.78
KINSLEY	JOHN	W. G. TOMKO & SONS	2.40	120.00	3810.00
KIRK	JOHN	W. G. TOMKO & SONS	2.24	112.00	3556.00
KITTLE	RHONDA	W. G. TOMKO & SONS	3.14	157.00	3281.76
KNIGHT	JARED	NATIONAL STEEL ERECTION,	3.86	193.00	7118.42
KOMONDOR	JEFFREY	MINNOTTE CONTRACTING CORP	0.60	30.00	990.78
KOONTZ	SHANE	U.S. ENGINEERING CO.	3.46	173.00	6423.49
KOVACH	MARCELLUS	W. G. TOMKO & SONS	2.88	144.00	4968.00
LAMBERT	DAVID	AKER CONSTRUCTION, INC.	1.78	89.00	3252.91
LAMBERT	STEPHEN	AKER CONSTRUCTION, INC.	0.64	32.00	1067.52
LAMBERT	WILLIAM	DRAKE CO, W R	3.13	156.50	5341.35
LAMP	MARSHALL	CHAPMAN CORPORATION	3.70	185.00	6508.05
LANSDELL	JOHNNY	CHAPMAN CORPORATION	0.44	22.00	756.75
LAWSON	JAMES	MINNOTTE CONTRACTING CORP	1.28	64.00	2161.71
LEMLEY	ROBERT	W. G. TOMKO & SONS	3.36	168.00	5934.00
LEPLEY	JAMES	STUART-MCMUNN CO	2.08	104.00	3517.57
LIBERT	BRIAN	NATIONAL STEEL ERECTION,	3.54	177.00	6423.58
LILLEY	JONATHAN	W. G. TOMKO & SONS	3.15	157.50	4325.15
LIPSCOMB	DUANE	W. G. TOMKO & SONS	2.74	137.00	4441.54
MACE	THOMAS	WAYNE CROUSE, INC.	4.41	220.50	7743.06
MAHALICK	JOHN	CHAPMAN CORPORATION, INC.	5.60	280.00	9606.40
MALINOVICH	DAVID	AKER CONSTRUCTION, INC.	4.29	214.25	8436.12
MALONE	WAYNE	W. G. TOMKO & SONS	3.06	153.00	4873.63
MARRA	FRANK	CHAPMAN CORPORATION	5.48	274.00	10593.36
MARTIN	DON	CHAPMAN CORPORATION	0.10	5.00	184.80
MATHEWS	STEPHEN	NEUMANN CO, H E	3.20	160.00	4559.68
MAYFIELD	JARED	U.S. ENGINEERING CO.	3.68	184.00	5464.80
MAYLE	NATHANIEL	W. G. TOMKO & SONS	3.20	160.00	5520.00
MAZZA	JOHN	MCT SERVICES LLC	5.39	269.50	10560.87
MCCLOUD	WOODROW	STUART-MCMUNN CO	0.80	40.00	1406.80
MCCOY	KENNETH	CHAPMAN CORPORATION	5.54	276.75	9598.90

152 MONTHLY PAC REPORT

Received Date Range 06/01/2011 - 06/30/2011

Last Name	First Name	Employer Name	PAC AMT	PAC HRS	\$GROSS\$
MCCROBLE	DAVID	CHAPMAN CORPORATION	3.60	180.00	7112.70
MCDANIEL	CHRISTOPHER	CHAPMAN CORPORATION	1.95	97.50	3429.79
MCDONALD	MICHAEL	NEUMANN CO, H E	4.39	219.50	7462.62
MENEAR	ARTHUR	WAYNE CROUSE, INC.	3.20	160.00	5187.20
MERKEL	VICTOR	CHAPMAN CORPORATION	0.44	22.00	756.75
MICHAEL	JASON	NATIONAL STEEL ERECTION,	4.14	207.00	11045.26
MICHAEL	MARK	CHAPMAN CORPORATION	4.92	246.00	9178.77
MICHAEL	WILLIAM	MINNOTTE CONTRACTING CORP	1.08	54.00	1711.35
MICHAELS	BRANDON	ALSTOM POWER/APCOMPPOWER I			1225.29
MILLER	STEVEN	WAYNE CROUSE, INC.	3.20	160.00	2852.80
MILLER	STEVEN	AKER CONSTRUCTION, INC.	4.04	202.00	6772.08
MITCHELL	JEFFREY	CHAPMAN CORPORATION	3.16	158.00	5740.07
MOATS	HUGH	MCT SERVICES LLC			756.75
MOATS	STEPHEN	CHAPMAN CORPORATION	0.44	22.00	5345.84
MONTOUR	GEORGE	MCKAMISH CHESAPEAKE INC.	3.04	152.00	4826.01
MOORE	MICHAEL	W. G. TOMKO & SONS	3.04	152.00	4927.84
MORRIS	CATLIN	WAYNE CROUSE, INC.	2.40	120.00	3810.00
MORRIS	ROBBIE	W. G. TOMKO & SONS	3.20	160.00	4473.20
MOSER	MARK	PINE HOLLOW MECHANICAL, I	2.88	144.00	4668.48
MULLENEX	JOHN	WAYNE CROUSE, INC.			816.86
MULLENEX	JUSTIN	ALSTOM POWER/APCOMPPOWER I			1324.29
MULLENEX	RICHARD	ALSTOM POWER/APCOMPPOWER I	2.79	139.50	5441.27
MURPHY	HEATHER	POWER PIPING CO.			
MYERS	SAMUEL	CHAPMAN CORPORATION			889.20
NEELY	CARL	W. G. TOMKO & SONS	0.80	40.00	2702.76
NEELY	JOHN	C&T MECHANICAL INC.	2.68	134.00	550.44
NELSON	DONALD	MINNOTTE CONTRACTING CORP	0.40	20.00	6346.09
NESTOR	DARRON	MINNOTTE CONTRACTING CORP	3.55	177.50	
NESTOR	NICHOLAS	CHAPMAN CORPORATION			4399.44
NIXON	GREGORY	MAINLINE MECHANICAL INCOR	2.76	138.00	7149.22
NUZUM	KEVIN	SIEMENS GENERATION SVCS.			2449.56
OLEKSA	CHAD	NEUMANN CO, H E	3.23	161.50	6871.13
OWENS	MATTHEW	CHAPMAN CORPORATION	5.40	270.00	3012.80
PARK	WILLIAM	DRAKE CO, W R	3.20	160.00	7656.96
PERRINE	BRUCE	U.S. ENGINEERING CO.	3.84	192.00	4959.55
PIENKOWSKI	JOSEPH	CHAPMAN CORPORATION	2.84	142.00	3112.32
POSEY	CHARLIE	WAYNE CROUSE, INC.	1.92	96.00	8285.52
POTTS	GREGORY	CHAPMAN CORPORATION	4.80	240.00	5187.20
PURVIS	CHARITTEE	WAYNE CROUSE, INC.	3.20	160.00	9111.08
RABER	RYAN	MCT SERVICES LLC	5.00	250.00	2115.36
RADABAUGH	JAMES	NEUMANN CO, H E	1.44	72.00	1611.77
RADABAUGH	RODNEY	POWER PIPING CO.	0.99	49.50	5228.32
RADCLIFF	HUGH	NEUMANN CO, H E	3.20	160.00	935.76
RAMSEY	TIMOTHY	MINNOTTE CONTRACTING CORP	0.60	30.00	3371.68
RATLIFF	AARON	MCKAMISH CHESAPEAKE INC.	2.08	104.00	3272.59
		MINNOTTE CONTRACTING CORP	1.92	96.00	5100.80
		MAINLINE MECHANICAL INCOR	3.20	160.00	5281.75
		ALSTOM POWER/APCOMPPOWER I			

152 MONTHLY PAC REPORT

Received Date Range 06/01/2011 - 06/30/2011

Last Name	First Name	Employer Name	PAC AMT	PAC HRS	\$GROSS\$
RAULSTON	KENNETH	WAYNE CROUSE, INC.	3.20	160.00	3372.80
REESMAN	STEVEN	STUART-MCMUNN CO	3.53	176.50	5989.60
REXRODE	NATHAN	WALTER N. YODER & SONS, I	2.66	133.00	4761.66
RICE	BRIAN	MINNOTTE CONTRACTING CORP	0.40	20.00	660.52
RICE	GREGORY	W. G. TOMKO & SONS	3.05	152.50	4849.81
RIFFLE	MICHAEL	W. G. TOMKO & SONS	2.24	112.00	3556.00
RIGGLEMAN	SCOTT	AKER CONSTRUCTION, INC.	4.04	202.00	6905.52
RILEY	ERIC	MICHEL INC	2.84	142.00	4557.36
RIPPETO	BRIAN	CHAPMAN CORPORATION	5.22	261.00	9036.02
RITCHIE	MATTHEW	W. G. TOMKO & SONS	0.48	24.00	762.00
RODEHEAVER	EARL	C&T MECHANICAL INC.	2.48	124.00	4283.36
ROHAN	JONATHAN	NEUMANN CO, H E	3.07	153.50	2126.66
ROWAN	JAMES	AKER CONSTRUCTION, INC.	4.22	211.00	7222.44
ROWAN	SCOTT	W. G. TOMKO & SONS	2.24	112.00	3556.00
ROWAN	MICHAEL	SIEMENS GENERATION SVCS.			903.36
RUBLE	LAIRD	MINNOTTE CONTRACTING CORP	0.80	40.00	1453.14
RYCZEK	RAYMOND	NEUMANN CO, H E	3.04	152.00	5245.14
SANDERS	JASPER	NEUMANN CO, H E	2.81	140.50	2166.23
SCOTT	ROGER	STUART-MCMUNN CO	3.20	160.00	5187.20
SEIBEL	JOSEPH	AKER CONSTRUCTION, INC.	0.00	0.00	0.00
SELENSKY	CHRISTOPHER	W. G. TOMKO & SONS	2.18	109.00	3460.75
SHAFFER	CRAIG	W. G. TOMKO & SONS	3.04	152.00	3619.12
SHAHAN	MICHAEL	W. G. TOMKO & SONS	3.24	162.00	2588.44
SHAHAN	THOMAS	POWER PIPING CO.	0.79	39.50	1605.87
SHAHAN	THOMAS	POWER PIPING CO.	0.79	39.50	1364.97
SHOMO	RODNEY	STUART-MCMUNN CO	3.32	166.00	5945.22
SHUPE	KEVIN	MINNOTTE CONTRACTING CORP	0.40	20.00	660.52
SIBLEY	KENNETH	W. G. TOMKO & SONS	3.20	160.00	5080.00
SIGLEY	ERIC	W. G. TOMKO & SONS	2.24	112.00	3556.00
SIMMONS	CHARLES	W. G. TOMKO & SONS	4.00	200.00	6350.00
SIMMONS	STEPHEN	STUART-MCMUNN CO	3.20	160.00	5187.20
SIMS	MATTHEW	MCKAMISH CHESAPEAKE INC.	2.88	144.00	4668.48
SINES	JASON	WAYNE CROUSE, INC.	3.20	160.00	5187.20
SITES	BRIAN	MCKAMISH CHESAPEAKE INC.	3.04	152.00	3204.16
SMITH	JASON	DRAKE CO, W R	3.20	160.00	3778.88
SMITH	KEVIN	W. G. TOMKO & SONS	3.13	156.50	4720.04
SMITH	LACY	AKER CONSTRUCTION, INC.	3.10	155.00	5399.32
		CHAPMAN CORPORATION			
		DRAKE CO, W R			
SMITH	STEPHEN	MINNOTTE CONTRACTING CORP	0.40	20.00	660.52
SNIDER	CHAD	W. G. TOMKO & SONS	3.20	160.00	5080.00
SOCCORSI	VINCENT	STUART-MCMUNN CO	3.20	160.00	5187.20
SODOMICK	ANDREW	WAYNE CROUSE, INC.	3.20	160.00	5627.20
SPIKER	JONATHAN	POWER PIPING CO.	0.79	39.50	1605.87
STAGGS	MICHAEL	MINNOTTE CONTRACTING CORP	0.66	33.00	1219.66
STALNAKER	STEPHEN	CHAPMAN CORPORATION	5.86	293.00	10229.29
STARSICK	JACK	W. G. TOMKO & SONS	2.66	133.00	4222.75
STARSICK	JACK	MINNOTTE CONTRACTING CORP	0.40	20.00	660.52

M E M B E R D E T A I L R E P O R T

15:08:04 Jul 12 2011

152 MONTHLY PAC REPORT

Received Date Range 06/01/2011 - 06/30/2011

Last Name	First Name	Employer Name	PAC AMT	PAC HRS	\$GROSS\$
STEWART	PAUL	CHAPMAN CORPORATION	0.44	22.00	756.75
STIGLICH	JOSEPH	MINNOTTE CONTRACTING CORP	0.40	20.00	660.52
STONE	CHRISTOPHER	NEUMANN CO, H E	3.38	169.00	5531.18
STOUT	JAMES	W. G. TOMKO & SONS	3.20	160.00	5207.00
STOVER	WILLIAM	CHAPMAN CORPORATION	4.97	248.50	8668.28
STRAIGHT	LARRY	HONEYWELL, INC.			5965.03
STULL	JOHN	MINNOTTE CONTRACTING CORP	1.78	89.00	3019.94
SULLIVAN	JOSHUA	CHAPMAN CORPORATION	2.40	120.00	3835.85
SUMMERS	SHAWN	W. G. TOMKO & SONS	3.28	164.00	5727.00
SWAIN	JAY	MCT SERVICES LLC	5.39	269.50	9780.88
TENNANT	DEVIN	CHAPMAN CORPORATION	3.40	170.00	6648.25
TENNANT	DONALD	NATIONAL STEEL ERECTION,			
TENNANT	DOUGLAS	MICHEL INC	2.70	135.00	4004.38
TENNANT	ROBERT	NEUMANN CO, H E	2.28	114.00	3622.92
TENNANT	TIMOTHY	WAYNE CROUSE, INC.			
TETER	MARK	MCKAMISH CHESAPEAKE INC.	3.04	152.00	5529.76
TETER	WAYNE	W. G. TOMKO & SONS	2.40	120.00	1905.60
THOMAS	TOMMY	ALSTOM POWER/APCOMPPOWER I			6605.24
TIPTON	STEVEN	ALSTOM POWER/APCOMPPOWER I			1316.04
TRENTINI	JOSEPH	WAYNE CROUSE, INC.	3.04	152.00	4927.84
TROUP	JOSEPH	WALTER N. YODER & SONS, I	3.16	158.00	4217.64
TUBOLINO	JASON	P & PF LU #152	3.20	160.00	5820.80
VARNER	DAVID	MINNOTTE CONTRACTING CORP	0.40	20.00	660.52
VINCENT	DENNY	W. G. TOMKO & SONS	1.44	72.00	1143.36
VINCENT	WILLIAM	MINNOTTE CONTRACTING CORP	1.47	73.50	2724.74
WAGNER	DAVID	AKER CONSTRUCTION, INC.	4.34	217.00	7522.68
WAGNER	JOHNATHAN	MID-STATE MECHANICAL INC.	3.20	160.00	5140.80
WARD	ROBERT	CHAPMAN CORPORATION	5.38	269.00	9185.47
WARDER	BENJAMIN	CHAPMAN CORPORATION	3.84	192.00	5662.96
WARE	FREDERICK	DAY AND ZIMMERMAN NPS, INC	4.66	233.00	8611.75
WATKINS	SCOTT	CHAPMAN CORPORATION	1.60	80.00	8090.40
WATSON	KEITH	W. G. TOMKO & SONS			2540.00
WATSON	TRAVIS	TRANSLOGIC CORPORATION			5737.60
WATTS	TOMMY	AKER CONSTRUCTION, INC.	0.84	42.00	1434.48
WEBB	WILLIAM	NATIONAL STEEL ERECTION,	0.80	40.00	1485.20
WEBER	JASON	MINNOTTE CONTRACTING CORP	1.52	76.00	2535.32
WHEELER	SHANE	WELDING SERVICES, INC.			928.25
WHITE	PAUL	NATIONAL STEEL ERECTION,	4.71	235.50	11834.39
WILBURN	BRIAN	CHAPMAN CORPORATION	6.35	317.50	6375.93
WILKINS	WILLIAMS	ALSTOM POWER/APCOMPPOWER I			1233.54
WILLIAMS	JOSEPH	W. G. TOMKO & SONS	2.72	136.00	3836.00
WILSON	JAMES	CHAPMAN CORPORATION	5.25	262.50	9620.49
WOIZESKO	JEFFERY	WAYNE CROUSE, INC.	3.04	152.00	5472.00
	BRIAN	W. G. TOMKO & SONS	2.02	101.00	3206.75
	WILLIAMSON	CHAPMAN CORPORATION	5.86	293.00	10762.64
	WILSON	POWER PIPING CO.	0.99	49.50	2014.30
	JAMES	W. G. TOMKO & SONS	3.04	152.00	4953.00
	JEFFERY	CHAPMAN CORPORATION	4.90	245.00	8555.70

152 MONTHLY PAC REPORT


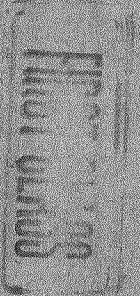

Received Date Range 06/01/2011 - 06/30/2011

Last Name	First Name	Employer Name	PAC AMT	PAC HRS	\$GROSS\$

Grand Totals			818.94	40945.25	1529639.66

Total number of transactions 346

Donna
367 W. COMMERCE AVENUE
WHEELING, WV 26001



Secretary of State's Office
Building 1, Suite 157-K
1900 Kanawha Blvd., East
Charleston, W.V. 2530-0770