

# ELECTRONIC CODE OF FEDERAL REGULATIONS

*e-CFR data is current as of May 24, 2021*

Title 40 → Chapter I → Subchapter C → Part 60 → Subpart DDDD

Title 40: Protection of Environment

PART 60—STANDARDS OF PERFORMANCE FOR NEW STATIONARY SOURCES  
(CONTINUED)

---

## Subpart DDDD—Emissions Guidelines and Compliance Times for Commercial and Industrial Solid Waste Incineration Units

---

### Contents

#### INTRODUCTION

- §60.2500 What is the purpose of this subpart?
- §60.2505 Am I affected by this subpart?
- §60.2510 Is a state plan required for all states?
- §60.2515 What must I include in my state plan?
- §60.2520 Is there an approval process for my state plan?
- §60.2525 What if my state plan is not approvable?
- §60.2530 Is there an approval process for a negative declaration letter?
- §60.2535 What compliance schedule must I include in my state plan?
- §60.2540 Are there any state plan requirements for this subpart that apply instead of the requirements specified in subpart B?
- §60.2541 In lieu of a state plan submittal, are there other acceptable option(s) for a state to meet its Clean Air Act section 111(d)/129(b)(2) obligations?
- §60.2542 What authorities will not be delegated to state, local, or tribal agencies?
- §60.2545 Does this subpart directly affect CISWI owners and operators in my state?

#### APPLICABILITY OF STATE PLANS

- §60.2550 What CISWIs must I address in my state plan?
- §60.2555 What combustion units are exempt from my state plan?

#### USE OF MODEL RULE

- §60.2560 What is the “model rule” in this subpart?
- §60.2565 How does the model rule relate to the required elements of my state plan?
- §60.2570 What are the principal components of the model rule?

#### MODEL RULE—INCREMENTS OF PROGRESS

- §60.2575 What are my requirements for meeting increments of progress and achieving final compliance?
- §60.2580 When must I complete each increment of progress?
- §60.2585 What must I include in the notifications of achievement of increments of progress?
- §60.2590 When must I submit the notifications of achievement of increments of progress?
- §60.2595 What if I do not meet an increment of progress?
- §60.2600 How do I comply with the increment of progress for submittal of a control plan?
- §60.2605 How do I comply with the increment of progress for achieving final compliance?
- §60.2610 What must I do if I close my CISWI and then restart it?
- §60.2615 What must I do if I plan to permanently close my CISWI and not restart it?

#### MODEL RULE—WASTE MANAGEMENT PLAN

- §60.2620 What is a waste management plan?
- §60.2625 When must I submit my waste management plan?
- §60.2630 What should I include in my waste management plan?

#### MODEL RULE—OPERATOR TRAINING AND QUALIFICATION

- §60.2635 What are the operator training and qualification requirements?
- §60.2640 When must the operator training course be completed?
- §60.2645 How do I obtain my operator qualification?
- §60.2650 How do I maintain my operator qualification?
- §60.2655 How do I renew my lapsed operator qualification?
- §60.2660 What site-specific documentation is required?
- §60.2665 What if all the qualified operators are temporarily not accessible?

#### MODEL RULE—EMISSION LIMITATIONS AND OPERATING LIMITS

- §60.2670 What emission limitations must I meet and by when?
- §60.2675 What operating limits must I meet and by when?
- §60.2680 What if I do not use a wet scrubber, fabric filter, activated carbon injection, selective noncatalytic reduction, an electrostatic precipitator, or a dry scrubber to comply with the emission limitations?

#### MODEL RULE—PERFORMANCE TESTING

- §60.2690 How do I conduct the initial and annual performance test?
- §60.2695 How are the performance test data used?

#### MODEL RULE—INITIAL COMPLIANCE REQUIREMENTS

- §60.2700 How do I demonstrate initial compliance with the amended emission limitations and establish the operating limits?
- §60.2705 By what date must I conduct the initial performance test?
- §60.2706 By what date must I conduct the initial air pollution control device inspection?

#### MODEL RULE—CONTINUOUS COMPLIANCE REQUIREMENTS

§60.2710 How do I demonstrate continuous compliance with the amended emission limitations and the operating limits?

§60.2715 By what date must I conduct the annual performance test?

§60.2716 By what date must I conduct the annual air pollution control device inspection?

§60.2720 May I conduct performance testing less often?

§60.2725 May I conduct a repeat performance test to establish new operating limits?

#### MODEL RULE—MONITORING

§60.2730 What monitoring equipment must I install and what parameters must I monitor?

§60.2735 Is there a minimum amount of monitoring data I must obtain?

#### MODEL RULE—RECORDKEEPING AND REPORTING

§60.2740 What records must I keep?

§60.2745 Where and in what format must I keep my records?

§60.2750 What reports must I submit?

§60.2755 When must I submit my waste management plan?

§60.2760 What information must I submit following my initial performance test?

§60.2765 When must I submit my annual report?

§60.2770 What information must I include in my annual report?

§60.2775 What else must I report if I have a deviation from the operating limits or the emission limitations?

§60.2780 What must I include in the deviation report?

§60.2785 What else must I report if I have a deviation from the requirement to have a qualified operator accessible?

§60.2790 Are there any other notifications or reports that I must submit?

§60.2795 In what form can I submit my reports?

§60.2800 Can reporting dates be changed?

#### MODEL RULE—TITLE V OPERATING PERMITS

§60.2805 Am I required to apply for and obtain a Title V operating permit for my unit?

#### MODEL RULE—AIR CURTAIN INCINERATORS (ACIs)

§60.2810 What is an air curtain incinerator?

§60.2815 What are my requirements for meeting increments of progress and achieving final compliance?

§60.2820 When must I complete each increment of progress?

§60.2825 What must I include in the notifications of achievement of increments of progress?

§60.2830 When must I submit the notifications of achievement of increments of progress?

§60.2835 What if I do not meet an increment of progress?

§60.2840 How do I comply with the increment of progress for submittal of a control plan?

§60.2845 How do I comply with the increment of progress for achieving final compliance?

§60.2850 What must I do if I close my air curtain incinerator and then restart it?

§60.2855 What must I do if I plan to permanently close my air curtain incinerator and not restart it?

§60.2860 What are the emission limitations for air curtain incinerators?

§60.2865 How must I monitor opacity for air curtain incinerators?

§60.2870 What are the recordkeeping and reporting requirements for air curtain incinerators?

## MODEL RULE—DEFINITIONS

§60.2875 What definitions must I know?

Table 1 to Subpart DDDD of Part 60—Model Rule—Increments of Progress and Compliance Schedules

Table 2 to Subpart DDDD of Part 60—Model Rule—Emission Limitations That Apply to Incinerators Before [Date To Be Specified in State Plan]

Table 3 to Subpart DDDD of Part 60—Model Rule—Operating Limits for Wet Scrubbers

Table 4 to Subpart DDDD of Part 60—Model Rule—Toxic Equivalency Factors

Table 5 to Subpart DDDD of Part 60—Model Rule—Summary of Reporting Requirements

Table 6 to Subpart DDDD of Part 60—Model Rule—Emission Limitations That Apply to Incinerators on and After [Date To Be Specified in State Plan]

Table 7 to Subpart DDDD of Part 60—Model Rule—Emission Limitations That Apply to Energy Recovery Units After May 20, 2011

Table 8 to Subpart DDDD of Part 60—Model Rule—Emission Limitations That Apply to Waste-Burning Kilns After May 20, 2011

Table 9 to Subpart DDDD of Part 60—Model Rule—Emission Limitations That Apply to Small, Remote Incinerators After May 20, 2011 [Date To Be Specified in State Plan]

---

SOURCE: 84 FR 15884, Apr. 16, 2019, unless otherwise noted.

[⬆️ Back to Top](#)

## INTRODUCTION

[⬆️ Back to Top](#)

### §60.2500 What is the purpose of this subpart?

This subpart establishes emission guidelines and compliance schedules for the control of emissions from commercial and industrial solid waste incineration units (CISWIs) and air curtain incinerators (ACIs). The pollutants addressed by these emission guidelines are listed in table 2 of this subpart and tables 6 through 9 of this subpart. These emission guidelines are developed in accordance with sections 111(d) and 129 of the Clean Air Act and subpart B of this part.

[⬆️ Back to Top](#)

### §60.2505 Am I affected by this subpart?


(a) If you are the Administrator of an air quality program in a state or United States protectorate with one or more existing CISWIs that meet the criteria in paragraphs (b)

through (d) of this section, you must submit a state plan to U.S. Environmental Protection Agency (EPA) that implements the emission guidelines contained in this subpart.

(b) You must submit a state plan to EPA by December 3, 2001 for incinerator units that commenced construction on or before November 30, 1999 and that were not modified or reconstructed after June 1, 2001.


(c) You must submit a state plan that meets the requirements of this subpart and contains the more stringent emission limit for the respective pollutant in table 6 of this subpart or table 1 of subpart CCCC of this part to EPA by February 7, 2014 for incinerators that commenced construction after November 30, 1999, but no later than June 4, 2010, or commenced modification or reconstruction after June 1, 2001 but no later than August 7, 2013.

(d) You must submit a state plan to EPA that meets the requirements of this subpart and contains the emission limits in tables 7 through 9 of this subpart by February 7, 2014, for CISWIs other than incinerator units that commenced construction on or before June 4, 2010, or commenced modification or reconstruction after June 4, 2010 but no later than August 7, 2013.

 [Back to Top](#)

#### **§60.2510 Is a state plan required for all states?**

No. You are not required to submit a state plan if there are no existing CISWIs in your state, and you submit a negative declaration letter in place of the state plan.

 [Back to Top](#)

#### **§60.2515 What must I include in my state plan?**

(a) You must include the nine items described in paragraphs (a)(1) through (9) of this section in your state plan:

(1) Inventory of affected CISWIs, including those that have ceased operation but have not been dismantled;

(2) Inventory of emissions from affected CISWIs in your state;

(3) Compliance schedules for each affected CISWI;

(4) Emission limitations, operator training and qualification requirements, a waste management plan, and operating limits for affected CISWIs that are at least as protective as the emission guidelines contained in this subpart;

(5) Performance testing, recordkeeping, and reporting requirements;

(6) Certification that the hearing on the state plan was held, a list of witnesses and their organizational affiliations, if any, appearing at the hearing, and a brief written summary of

each presentation or written submission;

(7) Provision for state progress reports to EPA;

(8) Identification of enforceable state mechanisms that you selected for implementing the emission guidelines of this subpart; and

(9) Demonstration of your state's legal authority to carry out the sections 111(d) and 129 state plan.

(b) Your state plan may deviate from the format and content of the emission guidelines contained in this subpart. However, if your state plan does deviate in content, you must demonstrate that your state plan is at least as protective as the emission guidelines contained in this subpart. Your state plan must address regulatory applicability, increments of progress for retrofit, operator training and qualification, a waste management plan, emission limitations, performance testing, operating limits, monitoring, recordkeeping and reporting, and ACI requirements.

(c) You must follow the requirements of subpart B of this part (Adoption and Submittal of State Plans for Designated Facilities) in your state plan.

[⬆ Back to Top](#)

### **§60.2520 Is there an approval process for my state plan?**

Yes. The EPA will review your state plan according to §60.27.

[⬆ Back to Top](#)

### **§60.2525 What if my state plan is not approvable?**


(a) If you do not submit an approvable state plan (or a negative declaration letter) by December 2, 2002, EPA will develop a federal plan according to §60.27 to implement the emission guidelines contained in this subpart. Owners and operators of CISWIs not covered by an approved state plan must comply with the federal plan. The federal plan is an interim action and will be automatically withdrawn when your state plan is approved.

(b) If you do not submit an approvable state plan (or a negative declaration letter) to EPA that meets the requirements of this subpart and contains the emission limits in tables 6 through 9 of this subpart for CISWIs that commenced construction on or before June 4, 2010 and incinerator or ACIs that commenced reconstruction or modification on or after June 1, 2001 but no later than August 7, 2013, then EPA will develop a federal plan according to §60.27 to implement the emission guidelines contained in this subpart. Owners and operators of CISWIs not covered by an approved state plan must comply with the federal plan. The federal plan is an interim action and will be automatically withdrawn when your state plan is approved.

[⬆ Back to Top](#)

**§60.2530 Is there an approval process for a negative declaration letter?**

No. The EPA has no formal review process for negative declaration letters. Once your negative declaration letter has been received, EPA will place a copy in the public docket and publish a document in the FEDERAL REGISTER. If, at a later date, an existing CISWI is found in your state, the federal plan implementing the emission guidelines contained in this subpart would automatically apply to that CISWI until your state plan is approved.

 [Back to Top](#)

**§60.2535 What compliance schedule must I include in my state plan?**

(a) For CISWIs in the incinerator subcategory and ACIs that commenced construction on or before November 30, 1999, your state plan must include compliance schedules that require CISWIs in the incinerator subcategory and ACIs to achieve final compliance as expeditiously as practicable after approval of the state plan but not later than the earlier of the two dates specified in paragraphs (a)(1) and (2) of this section:

(1) December 1, 2005; and


(2) Three years after the effective date of state plan approval.

(b) For CISWIs in the incinerator subcategory and ACIs that commenced construction after November 30, 1999, but on or before June 4, 2010 or that commenced reconstruction or modification on or after June 1, 2001 but no later than August 7, 2013, and for CISWIs in the small remote incinerator, energy recovery unit, and waste-burning kiln subcategories that commenced construction before June 4, 2010, your state plan must include compliance schedules that require CISWIs to achieve final compliance as expeditiously as practicable after approval of the state plan but not later than the earlier of the two dates specified in paragraphs (b)(1) and (2) of this section:

(1) February 7, 2018; and

(2) Three years after the effective date of State plan approval.

(c) For compliance schedules more than 1 year following the effective date of State plan approval, State plans must include dates for enforceable increments of progress as specified in §60.2580.


 [Back to Top](#)

**§60.2540 Are there any state plan requirements for this subpart that apply instead of the requirements specified in subpart B?**

Yes. Subpart B establishes general requirements for developing and processing section 111(d) plans. This subpart applies instead of the requirements in subpart B of this part for paragraphs (a) and (b) of this section:

(a) State plans developed to implement this subpart must be as protective as the emission guidelines contained in this subpart. State plans must require all CISWIs to comply by the dates specified in §60.2535. This applies instead of the option for case-by-case less stringent emission standards and longer compliance schedules in §60.24(f); and

(b) State plans developed to implement this subpart are required to include two increments of progress for the affected CISWIs. These two minimum increments are the final control plan submittal date and final compliance date in §60.21(h)(1) and (5). This applies instead of the requirement of §60.24(e)(1) that would require a state plan to include all five increments of progress for all CISWIs.

 [Back to Top](#)

**§60.2541 In lieu of a state plan submittal, are there other acceptable option(s) for a state to meet its Clean Air Act section 111(d)/129(b)(2) obligations?**

Yes, a state may meet its Clean Air Act section 111(d)/129 obligations by submitting an acceptable written request for delegation of the federal plan that meets the requirements of this section. This is the only other option for a state to meet its Clean Air Act section 111(d)/129 obligations.

(a) An acceptable federal plan delegation request must include the following:

(1) A demonstration of adequate resources and legal authority to administer and enforce the federal plan;

(2) The items under §60.2515(a)(1), (2) and (7);

(3) Certification that the hearing on the state delegation request, similar to the hearing for a state plan submittal, was held, a list of witnesses and their organizational affiliations, if any, appearing at the hearing, and a brief written summary of each presentation or written submission; and

(4) A commitment to enter into a Memorandum of Agreement with the Regional Administrator who sets forth the terms, conditions, and effective date of the delegation and that serves as the mechanism for the transfer of authority. Additional guidance and information is given in EPA's Delegation Manual, Item 7-139, Implementation and Enforcement of 111(d)(2) and 111(d)/(2)/129(b)(3) federal plans.

(b) A state with an already approved CISWI Clean Air Act section 111(d)/129 state plan is not precluded from receiving EPA approval of a delegation request for the revised federal plan, providing the requirements of paragraph (a) of this section are met, and at the time of the delegation request, the state also requests withdrawal of EPA's previous state plan approval.

(c) A state's Clean Air Act section 111(d)/129 obligations are separate from its obligations under Title V of the Clean Air Act.



[⬆️ Back to Top](#)

## **§60.2542 What authorities will not be delegated to state, local, or tribal agencies?**

The authorities that will not be delegated to state, local, or tribal agencies are specified in paragraphs (a) through (i) of this section:

- (a) Approval of alternatives to the emission limitations in tables 2, 6, 7, 8, and 9 of this subpart and operating limits established under §60.2675;
- (b) Approval of major alternatives to test methods;
- (c) Approval of major alternatives to monitoring;
- (d) Approval of major alternatives to recordkeeping and reporting;
- (e) The requirements in §60.2680;
- (f) The requirements in §60.2665(b)(2);
- (g) Approval of alternative opacity emission limits in §60.2670 under §60.11(e)(6) through (8);
- (h) Performance test and data reduction waivers under §60.8(b)(4) and (5); and
- (i) Approval of an alternative to any electronic reporting to the EPA required by this subpart.

[⬆️ Back to Top](#)

## **§60.2545 Does this subpart directly affect CISWI owners and operators in my state?**

(a) No. This subpart does not directly affect CISWI owners and operators in your state. However, CISWI owners and operators must comply with the state plan you develop to implement the emission guidelines contained in this subpart. States may choose to incorporate the model rule text directly in their state plan.

(b) If you do not submit an approvable plan to implement and enforce the guidelines contained in this subpart for CISWIs that commenced construction before November 30, 1999 by December 2, 2002, EPA will implement and enforce a federal plan, as provided in §60.2525, to ensure that each unit within your state reaches compliance with all the provisions of this subpart by December 1, 2005.

(c) If you do not submit an approvable plan to implement and enforce the guidelines contained in this subpart by February 7, 2014, for CISWIs that commenced construction on or before June 4, 2010, EPA will implement and enforce a federal plan, as provided in §60.2525, to ensure that each unit within your state that commenced construction on or before June 4, 2010, reaches compliance with all the provisions of this subpart by February 7, 2018.

[⬆ Back to Top](#)

## APPLICABILITY OF STATE PLANS

[⬆ Back to Top](#)

### §60.2550 What CISWIs must I address in my state plan?

(a) Your state plan must address incineration units that meet all three criteria described in paragraphs (a)(1) through (3) of this section:

(1) Commercial and industrial solid waste incineration units and ACIs in your state that commenced construction on or before June 4, 2010, or commenced modification or reconstruction after June 4, 2010 but no later than August 7, 2013;

(2) Incineration units that meet the definition of a CISWI as defined in §60.2875 or an ACI as defined in §60.2875; and

(3) Incineration units not exempt under §60.2555.

(b) If the owner or operator of a CISWI or ACI makes changes that meet the definition of modification or reconstruction after August 7, 2013, the CISWI or ACI becomes subject to subpart CCCC of this part and the state plan no longer applies to that unit.

(c) If the owner or operator of a CISWI or ACI makes physical or operational changes to an existing CISWI or ACI primarily to comply with your state plan, subpart CCCC of this part does not apply to that unit. Such changes do not qualify as modifications or reconstructions under subpart CCCC of this part.

[⬆ Back to Top](#)

### §60.2555 What combustion units are exempt from my state plan?

This subpart exempts the types of units described in paragraphs (a) through (j) of this section, but some units are required to provide notifications.

(a) *Pathological waste incineration units.* Incineration units burning 90 percent or more by weight (on a calendar quarter basis and excluding the weight of auxiliary fuel and combustion air) of pathological waste, low-level radioactive waste, and/or chemotherapeutic waste as defined in §60.2875 are not subject to this subpart if you meet the two requirements specified in paragraphs (a)(1) and (2) of this section:

(1) Notify the Administrator that the unit meets these criteria; and

(2) Keep records on a calendar quarter basis of the weight of pathological waste, low-level radioactive waste, and/or chemotherapeutic waste burned, and the weight of all other fuels and wastes burned in the unit.

(b) *Municipal waste combustion units.* Incineration units that are subject to subpart Ea of this part (Standards of Performance for Municipal Waste Combustors); subpart Eb of this part (Standards of Performance for Large Municipal Waste Combustors); subpart Cb of this part (Emission Guidelines and Compliance Time for Large Municipal Combustors); AAAA of this part (Standards of Performance for Small Municipal Waste Combustion Units); or subpart BBBB of this part (Emission Guidelines for Small Municipal Waste Combustion Units).

(c) *Medical waste incineration units.* Incineration units regulated under subpart Ec of this part (Standards of Performance for Hospital/Medical/Infectious Waste Incinerators for Which Construction is Commenced After June 20, 1996) or subpart Ca of this part (Emission Guidelines and Compliance Times for Hospital/Medical/Infectious Waste Incinerators).

(d) *Small power production facilities.* Units that meet the four requirements specified in paragraphs (d)(1) through (4) of this section:

(1) The unit qualifies as a small power-production facility under section 3(17)(C) of the Federal Power Act (16 U.S.C. 796(17)(C));

(2) The unit burns homogeneous waste (not including refuse-derived fuel) to produce electricity;

(3) You submit documentation to the Administrator notifying the Agency that the qualifying small power production facility is combusting homogenous waste; and

(4) You maintain the records specified in §60.2740(v).

(e) *Cogeneration facilities.* Units that meet the four requirements specified in paragraphs (e)(1) through (4) of this section:

(1) The unit qualifies as a cogeneration facility under section 3(18)(B) of the Federal Power Act (16 U.S.C. 796(18)(B));

(2) The unit burns homogeneous waste (not including refuse-derived fuel) to produce electricity and steam or other forms of energy used for industrial, commercial, heating, or cooling purposes;

(3) You submit documentation to the Administrator notifying the Agency that the qualifying cogeneration facility is combusting homogenous waste; and

(4) You maintain the records specified in §60.2740(w).

(f) *Hazardous waste combustion units.* Units for which you are required to get a permit under section 3005 of the Solid Waste Disposal Act.

(g) *Materials recovery units.* Units that combust waste for the primary purpose of recovering metals, such as primary and secondary smelters.

(h) *Sewage treatment plants.* Incineration units regulated under subpart O of this part (Standards of Performance for Sewage Treatment Plants)

(Standards of Performance for Sewage Treatment Plants).

(i) *Sewage sludge incineration units.* Incineration units combusting sewage sludge for the purpose of reducing the volume of the sewage sludge by removing combustible matter that are subject to subpart LLLL of this part (Standards of Performance for New Sewage Sludge Incineration Units) or subpart MMMM of this part (Emission Guidelines and Compliance Times for Existing Sewage Sludge Incineration Units).

(j) *Other solid waste incineration units.* Incineration units that are subject to subpart EEEE of this part (Standards of Performance for Other Solid Waste Incineration Units for Which Construction is Commenced After December 9, 2004, or for Which Modification or Reconstruction is Commenced on or After June 16, 2006) or subpart FFFF of this part (Emission Guidelines and Compliance Times for Other Solid Waste Incineration Units That Commenced Construction On or Before December 9, 2004).

[⬆ Back to Top](#)

## USE OF MODEL RULE

[⬆ Back to Top](#)

### **§60.2560 What is the “model rule” in this subpart?**

(a) The model rule is the portion of these emission guidelines (§§60.2575 through 60.2875 of this part) that addresses the regulatory requirements applicable to CISWIs. The model rule provides these requirements in regulation format. You must develop a state plan that is at least as protective as the model rule. You may use the model rule language as part of your state plan. Alternative language may be used in your state plan if you demonstrate that the alternative language is at least as protective as the model rule contained in this subpart.

(b) In the model rule of §§60.2575 to 60.2875, “you” means the owner or operator of a CISWI.

[⬆ Back to Top](#)

### **§60.2565 How does the model rule relate to the required elements of my state plan?**

Use the model rule to satisfy the state plan requirements specified in §60.2515(a)(4) and (5) of this part.

[⬆ Back to Top](#)

### **§60.2570 What are the principal components of the model rule?**

The model rule contains the eleven major components listed in paragraphs (a) through (k) of this section:

(a) Increments of progress toward compliance;

(b) Waste management plan;

- (c) Operator training and qualification;
- (d) Emission limitations and operating limits;
- (e) Performance testing;
- (f) Initial compliance requirements;
- (g) Continuous compliance requirements;
- (h) Monitoring;
- (i) Recordkeeping and reporting;
- (j) Definitions; and
- (k) Tables.

[⤴ Back to Top](#)

## **MODEL RULE—INCREMENTS OF PROGRESS**

[⤴ Back to Top](#)

### **§60.2575 What are my requirements for meeting increments of progress and achieving final compliance?**

If you plan to achieve compliance more than 1 year following the effective date of state plan approval, you must meet the two increments of progress specified in paragraphs (a) and (b) of this section:

- (a) Submit a final control plan; and
- (b) Achieve final compliance.

[⤴ Back to Top](#)

### **§60.2580 When must I complete each increment of progress?**


Table 1 of this subpart specifies compliance dates for each of the increments of progress.

[⤴ Back to Top](#)

### **§60.2585 What must I include in the notifications of achievement of increments of progress?**


Your notification of achievement of increments of progress must include the three items specified in paragraphs (a) through (c) of this section:

- (a) Notification that the increment of progress has been achieved;
- (b) Any items required to be submitted with each increment of progress; and
- (c) Signature of the owner or operator of the CISWI.

 [Back to Top](#)


### **§60.2590 When must I submit the notifications of achievement of increments of progress?**

Notifications for achieving increments of progress must be postmarked no later than 10 business days after the compliance date for the increment.

 [Back to Top](#)

### **§60.2595 What if I do not meet an increment of progress?**

If you fail to meet an increment of progress, you must submit a notification to the Administrator postmarked within 10 business days after the date for that increment of progress in table 1 of this subpart. You must inform the Administrator that you did not meet the increment, and you must continue to submit reports each subsequent calendar month until the increment of progress is met.

 [Back to Top](#)

### **§60.2600 How do I comply with the increment of progress for submittal of a control plan?**

For your control plan increment of progress, you must satisfy the two requirements specified in paragraphs (a) and (b) of this section:

(a) Submit the final control plan that includes the five items described in paragraphs (a) (1) through (5) of this section:

(1) A description of the devices for air pollution control and process changes that you will use to comply with the emission limitations and other requirements of this subpart;


(2) The type(s) of waste to be burned;

(3) The maximum design waste burning capacity;

(4) The anticipated maximum charge rate; and

(5) If applicable, the petition for site-specific operating limits under §60.2680.

(b) Maintain an onsite copy of the final control plan.

 [Back to Top](#)

### **§60.2605 How do I comply with the increment of progress for achieving final compliance?**

For the final compliance increment of progress, you must complete all process changes and retrofit construction of control devices, as specified in the final control plan, so that, if the affected CISWI is brought online, all necessary process changes and air pollution control devices would operate as designed.

[⬆ Back to Top](#)

### **§60.2610 What must I do if I close my CISWI and then restart it?**

(a) If you close your CISWI but will restart it prior to the final compliance date in your state plan, you must meet the increments of progress specified in §60.2575.

(b) If you close your CISWI but will restart it after your final compliance date, you must complete emission control retrofits and meet the emission limitations and operating limits on the date your unit restarts operation.

[⬆ Back to Top](#)

### **§60.2615 What must I do if I plan to permanently close my CISWI and not restart it?**

If you plan to close your CISWI rather than comply with the state plan, submit a closure notification, including the date of closure, to the Administrator by the date your final control plan is due.

[⬆ Back to Top](#)

## **MODEL RULE—WASTE MANAGEMENT PLAN**

[⬆ Back to Top](#)

### **§60.2620 What is a waste management plan?**

A waste management plan is a written plan that identifies both the feasibility and the methods used to reduce or separate certain components of solid waste from the waste stream in order to reduce or eliminate toxic emissions from incinerated waste.

[⬆ Back to Top](#)

### **§60.2625 When must I submit my waste management plan?**

You must submit a waste management plan no later than the date specified in table 1 of this subpart for submittal of the final control plan.

[⬆ Back to Top](#)

### **§60.2630 What should I include in my waste management plan?**

A waste management plan must include consideration of the reduction or separation of waste-stream elements such as paper, cardboard, plastics, glass, batteries, or metals; or the use of recyclable materials. The plan must identify any additional waste management measures, and the source must implement those measures considered practical and feasible, based on the effectiveness of waste management measures already in place, the costs of additional measures, the emissions reductions expected to be achieved, and any other environmental or energy impacts they might have.

[⬆️ Back to Top](#)

## MODEL RULE—OPERATOR TRAINING AND QUALIFICATION

[⬆️ Back to Top](#)

### **§60.2635 What are the operator training and qualification requirements?**

(a) No CISWI can be operated unless a fully trained and qualified CISWI operator is accessible, either at the facility or can be at the facility within 1 hour. The trained and qualified CISWI operator may operate the CISWI directly or be the direct supervisor of one or more other plant personnel who operate the unit. If all qualified CISWI operators are temporarily not accessible, you must follow the procedures in §60.2665.

(b) Operator training and qualification must be obtained through a state-approved program or by completing the requirements included in paragraph (c) of this section.

(c) Training must be obtained by completing an incinerator operator training course that includes, at a minimum, the three elements described in paragraphs (c)(1) through (3) of this section:

(1) Training on the eleven subjects listed in paragraphs (c)(1)(i) through (xi) of this section:

- (i) Environmental concerns, including types of emissions;
- (ii) Basic combustion principles, including products of combustion;
- (iii) Operation of the specific type of incinerator to be used by the operator, including proper startup, waste charging, and shutdown procedures;
- (iv) Combustion controls and monitoring;
- (v) Operation of air pollution control equipment and factors affecting performance (if applicable);
- (vi) Inspection and maintenance of the incinerator and air pollution control devices;
- (vii) Actions to prevent and correct malfunctions or to prevent conditions that may lead to malfunctions;



(viii) Bottom and fly ash characteristics and handling procedures;

(ix) Applicable federal, state, and local regulations, including Occupational Safety and Health Administration workplace standards;

(x) Pollution prevention; and

(xi) Waste management practices.

(2) An examination designed and administered by the instructor.

(3) Written material covering the training course topics that can serve as reference material following completion of the course.

[⬆ Back to Top](#)

### **§60.2640 When must the operator training course be completed?**

The operator training course must be completed by the later of the three dates specified in paragraphs (a) through (c) of this section:

(a) The final compliance date (Increment 2);

(b) Six months after CISWI startup; and

(c) Six months after an employee assumes responsibility for operating the CISWI or assumes responsibility for supervising the operation of the CISWI.

[⬆ Back to Top](#)

### **§60.2645 How do I obtain my operator qualification?**

(a) You must obtain operator qualification by completing a training course that satisfies the criteria under §60.2635(b).

(b) Qualification is valid from the date on which the training course is completed and the operator successfully passes the examination required under §60.2635(c)(2).

[⬆ Back to Top](#)

### **§60.2650 How do I maintain my operator qualification?**

To maintain qualification, you must complete an annual review or refresher course covering, at a minimum, the five topics described in paragraphs (a) through (e) of this section:

(a) Update of regulations;

(b) Incinerator operation, including startup and shutdown procedures, waste charging, and ash handling;

... ..

- (c) Inspection and maintenance;
- (d) Prevention and correction of malfunctions or conditions that may lead to malfunction; and
- (e) Discussion of operating problems encountered by attendees.

[⬆ Back to Top](#)

#### **§60.2655 How do I renew my lapsed operator qualification?**

You must renew a lapsed operator qualification by one of the two methods specified in paragraphs (a) and (b) of this section:

- (a) For a lapse of less than 3 years, you must complete a standard annual refresher course described in §60.2650; and
- (b) For a lapse of 3 years or more, you must repeat the initial qualification requirements in §60.2645(a).

[⬆ Back to Top](#)

#### **§60.2660 What site-specific documentation is required?**

(a) Documentation must be available at the facility and readily accessible for all CISWI operators that addresses the ten topics described in paragraphs (a)(1) through (10) of this section. You must maintain this information and the training records required by paragraph (c) of this section in a manner that they can be readily accessed and are suitable for inspection upon request:

- (1) Summary of the applicable standards under this subpart;
- (2) Procedures for receiving, handling, and charging waste;
- (3) Incinerator startup, shutdown, and malfunction procedures;
- (4) Procedures for maintaining proper combustion air supply levels;
- (5) Procedures for operating the incinerator and associated air pollution control systems within the standards established under this subpart;
- (6) Monitoring procedures for demonstrating compliance with the incinerator operating limits;
- (7) Reporting and recordkeeping procedures;
- (8) The waste management plan required under §§60.2620 through 60.2630;
- (9) Procedures for handling ash; and

(10) A list of the wastes burned during the performance test.

(b) You must establish a program for reviewing the information listed in paragraph (a) of this section with each incinerator operator:

(1) The initial review of the information listed in paragraph (a) of this section must be conducted by the later of the three dates specified in paragraphs (b)(1)(i) through (iii) of this section:

(i) The final compliance date (Increment 2);

(ii) Six months after CISWI startup; and

(iii) Six months after being assigned to operate the CISWI.


(2) Subsequent annual reviews of the information listed in paragraph (a) of this section must be conducted no later than 12 months following the previous review.

(c) You must also maintain the information specified in paragraphs (c)(1) through (3) of this section:

(1) Records showing the names of CISWI operators who have completed review of the information in §60.2660(a) as required by §60.2660(b), including the date of the initial review and all subsequent annual reviews;

(2) Records showing the names of the CISWI operators who have completed the operator training requirements under §60.2635, met the criteria for qualification under §60.2645, and maintained or renewed their qualification under §60.2650 or §60.2655. Records must include documentation of training, the dates of the initial refresher training, and the dates of their qualification and all subsequent renewals of such qualifications; and

(3) For each qualified operator, the phone and/or pager number at which they can be reached during operating hours.

 [Back to Top](#)

### **§60.2665 What if all the qualified operators are temporarily not accessible?**

If all qualified operators are temporarily not accessible (*i.e.*, not at the facility and not able to be at the facility within 1 hour), you must meet one of the two criteria specified in paragraphs (a) and (b) of this section, depending on the length of time that a qualified operator is not accessible:

(a) When all qualified operators are not accessible for more than 8 hours, but less than 2 weeks, the CISWI may be operated by other plant personnel familiar with the operation of the CISWI who have completed a review of the information specified in §60.2660(a) within the past 12 months. However, you must record the period when all qualified operators were not accessible and include this deviation in the annual report as specified under §60.2770;

(b) When all qualified operators are not accessible for 2 weeks or more, you must take the two actions that are described in paragraphs (b)(1) and (2) of this section:

(1) Notify the Administrator of this deviation in writing within 10 days. In the notice, state what caused this deviation, what you are doing to ensure that a qualified operator is accessible, and when you anticipate that a qualified operator will be accessible; and

(2) Submit a status report to the Administrator every 4 weeks outlining what you are doing to ensure that a qualified operator is accessible, stating when you anticipate that a qualified operator will be accessible and requesting approval from the Administrator to continue operation of the CISWI. You must submit the first status report 4 weeks after you notify the Administrator of the deviation under paragraph (b)(1) of this section. If the Administrator notifies you that your request to continue operation of the CISWI is disapproved, the CISWI may continue operation for 90 days, then must cease operation. Operation of the unit may resume if you meet the two requirements in paragraphs (b)(2)(i) and (ii) of this section:

(i) A qualified operator is accessible as required under §60.2635(a); and

(ii) You notify the Administrator that a qualified operator is accessible and that you are resuming operation.

[↑ Back to Top](#)

## **MODEL RULE—EMISSION LIMITATIONS AND OPERATING LIMITS**

[↑ Back to Top](#)

### **§60.2670 What emission limitations must I meet and by when?**

(a) You must meet the emission limitations for each CISWI, including bypass stack or vent, specified in table 2 of this subpart or tables 6 through 9 of this subpart by the final compliance date under the approved state plan, federal plan, or delegation, as applicable. The emission limitations apply at all times the unit is operating including and not limited to startup, shutdown, or malfunction.

(b) Units that do not use wet scrubbers must maintain opacity to less than or equal to the percent opacity (three 1-hour blocks consisting of ten 6-minute average opacity values) specified in table 2 of this subpart, as applicable.

[↑ Back to Top](#)

### **§60.2675 What operating limits must I meet and by when?**

(a) If you use a wet scrubber(s) to comply with the emission limitations, you must establish operating limits for up to four operating parameters (as specified in table 3 of this subpart) as described in paragraphs (a)(1) through (4) of this section during the initial performance test:

(1) Maximum charge rate, calculated using one of the two different procedures in paragraph (a)(1)(i) or (ii) of this section, as appropriate:

(i) For continuous and intermittent units, maximum charge rate is 110 percent of the average charge rate measured during the most recent performance test demonstrating compliance with all applicable emission limitations; and

(ii) For batch units, maximum charge rate is 110 percent of the daily charge rate measured during the most recent performance test demonstrating compliance with all applicable emission limitations.

(2) Minimum pressure drop across the wet particulate matter scrubber, which is calculated as the lowest 1-hour average pressure drop across the wet scrubber measured during the most recent performance test demonstrating compliance with the particulate matter emission limitations; or minimum amperage to the wet scrubber, which is calculated as the lowest 1-hour average amperage to the wet scrubber measured during the most recent performance test demonstrating compliance with the particulate matter emission limitations.

(3) Minimum scrubber liquid flow rate, which is calculated as the lowest 1-hour average liquid flow rate at the inlet to the wet acid gas or particulate matter scrubber measured during the most recent performance test demonstrating compliance with all applicable emission limitations.

(4) Minimum scrubber liquor pH, which is calculated as the lowest 1-hour average liquor pH at the inlet to the wet acid gas scrubber measured during the most recent performance test demonstrating compliance with the hydrogen chloride (HCl) emission limitation.

(b) You must meet the operating limits established on the date that the performance test report is submitted to the EPA's Central Data Exchange or postmarked, per the requirements of §60.2795(b).

(c) If you use a fabric filter to comply with the emission limitations and you do not use a particulate matter (PM) continuous parameter monitoring system (CPMS) for monitoring PM compliance, you must operate each fabric filter system such that the bag leak detection system alarm does not sound more than 5 percent of the operating time during a 6-month period. In calculating this operating time percentage, if inspection of the fabric filter demonstrates that no corrective action is required, no alarm time is counted. If corrective action is required, each alarm shall be counted as a minimum of 1 hour. If you take longer than 1 hour to initiate corrective action, the alarm time shall be counted as the actual amount of time taken by you to initiate corrective action.

(d) If you use an electrostatic precipitator to comply with the emission limitations and you do not use a PM CPMS for monitoring PM compliance, you must measure the (secondary) voltage and amperage of the electrostatic precipitator collection plates during the particulate matter performance test. Calculate the average electric power value (secondary voltage × secondary current = secondary electric power) for each test run. The operating limit for the electrostatic precipitator is calculated as the lowest 1-hour average secondary electric power

electrostatic precipitator is calculated as the lowest 1-hour average secondary electric power measured during the most recent performance test demonstrating compliance with the particulate matter emission limitations.

(e) If you use activated carbon sorbent injection to comply with the emission limitations, you must measure the sorbent flow rate during the performance testing. The operating limit for the carbon sorbent injection is calculated as the lowest 1-hour average sorbent flow rate measured during the most recent performance test demonstrating compliance with the mercury emission limitations. For energy recovery units, when your unit operates at lower loads, multiply your sorbent injection rate by the load fraction, as defined in this subpart, to determine the required injection rate (*e.g.*, for 50 percent load, multiply the injection rate operating limit by 0.5).

(f) If you use selective noncatalytic reduction to comply with the emission limitations, you must measure the charge rate, the secondary chamber temperature (if applicable to your CISWI), and the reagent flow rate during the nitrogen oxides performance testing. The operating limits for the selective noncatalytic reduction are calculated as the highest 1-hour average charge rate, lowest secondary chamber temperature, and lowest reagent flow rate measured during the most recent performance test demonstrating compliance with the nitrogen oxides emission limitations.

(g) If you use a dry scrubber to comply with the emission limitations, you must measure the injection rate of each sorbent during the performance testing. The operating limit for the injection rate of each sorbent is calculated as the lowest 1-hour average injection rate of each sorbent measured during the most recent performance test demonstrating compliance with the hydrogen chloride emission limitations. For energy recovery units, when your unit operates at lower loads, multiply your sorbent injection rate by the load fraction, as defined in this subpart, to determine the required injection rate (*e.g.*, for 50 percent load, multiply the injection rate operating limit by 0.5).

(h) If you do not use a wet scrubber, electrostatic precipitator, or fabric filter to comply with the emission limitations, and if you do not determine compliance with your particulate matter emission limitation with either a particulate matter CEMS or a particulate matter CPMS, you must maintain opacity to less than or equal to ten percent opacity (1-hour block average).

(i) If you use a PM CPMS to demonstrate continuing compliance, you must establish your PM CPMS operating limit and determine compliance with it according to paragraphs (i) (1) through (5) of this section:

(1) During the initial performance test or any such subsequent performance test that demonstrates compliance with the PM limit, record all hourly average output values (milliamps, or the digital signal equivalent) from the PM CPMS for the periods corresponding to the test runs (*e.g.*, three 1-hour average PM CPMS output values for three 1-hour test runs):

(i) Your PM CPMS must provide a 4-20 milliamp output, or the digital signal equivalent, and the establishment of its relationship to manual reference method measurements must be

determined in units of milliamps or digital bits;

(ii) Your PM CPMS operating range must be capable of reading PM concentrations from zero to a level equivalent to at least two times your allowable emission limit. If your PM CPMS is an auto-ranging instrument capable of multiple scales, the primary range of the instrument must be capable of reading PM concentration from zero to a level equivalent to two times your allowable emission limit; and

(iii) During the initial performance test or any such subsequent performance test that demonstrates compliance with the PM limit, record and average all milliamp output values, or their digital equivalent, from the PM CPMS for the periods corresponding to the compliance test runs (e.g., average all your PM CPMS output values for the three corresponding Method 5 or Method 29 p.m. test runs).

(2) If the average of your three PM performance test runs are below 75 percent of your PM emission limit, you must calculate an operating limit by establishing a relationship of PM CPMS signal to PM concentration using the PM CPMS instrument zero, the average PM CPMS output values corresponding to the three compliance test runs, and the average PM concentration from the Method 5 or Method 29 performance test with the procedures in (i) (1) through (5) of this section:

(i) Determine your instrument zero output with one of the following procedures:

(A) Zero point data for *in-situ* instruments should be obtained by removing the instrument from the stack and monitoring ambient air on a test bench;

(B) Zero point data for extractive instruments should be obtained by removing the extractive probe from the stack and drawing in clean ambient air;

(C) The zero point can also be established by performing manual reference method measurements when the flue gas is free of PM emissions or contains very low PM concentrations (e.g., when your process is not operating, but the fans are operating or your source is combusting only natural gas) and plotting these with the compliance data to find the zero intercept; and

(D) If none of the steps in paragraphs (i)(2)(i)(A) through (C) of this section are possible, you must use a zero output value provided by the manufacturer.

(ii) Determine your PM CPMS instrument average in milliamps, or the digital equivalent, and the average of your corresponding three PM compliance test runs, using equation 1:

$$\bar{x} = \frac{1}{n} \sum_{i=1}^n x_i, \bar{y} = \frac{1}{n} \sum_{i=1}^n y_i$$

(Eq. 1)

[View or download PDF](#)

Where:

$X_1$  = the PM CPMS output data points for the three runs constituting the performance test,

$Y_1$  = the PM concentration value for the three runs constituting the performance test, and

$n$  = the number of data points.

(iii) With your instrument zero expressed in milliamps, or the digital equivalent, your three run average PM CPMS milliamp value, or its digital equivalent, and your three run average PM concentration from your three compliance tests, determine a relationship of mg/dscm per milliamp or digital signal equivalent, with equation 2:

$$R = \left( \frac{Y_1}{X_1 - z} \right)$$

(Eq. 2)

[View or download PDF](#)

Where:

$R$  = the relative mg/dscm per milliamp, or the digital equivalent, for your PM CPMS,

$Y_1$  = the three run average mg/dscm PM concentration,

$X_1$  = the three run average milliamp output, or the digital equivalent, from you PM CPMS, and

$z$  = the milliamp or digital signal equivalent of your instrument zero determined from paragraph (i)(2)(i) of this section.

(iv) Determine your source specific 30-day rolling average operating limit using the mg/dscm per milliamp value, or per digital signal equivalent, from equation 2 in equation 3, below. This sets your operating limit at the PM CPMS output value corresponding to 75 percent of your emission limit:

$$O_1 = z + \frac{0.75(L)}{R}$$

(Eq. 3)

[View or download PDF](#)

Where:

$O_1$  = the operating limit for your PM CPMS on a 30-day rolling average, in milliamps or their digital signal equivalent,

$L$  = your source emission limit expressed in mg/dscm,

$z$  = your instrument zero in milliamps or digital equivalent, determined from paragraph (i)(2)(i) of this section, and

$R$  = the relative mg/dscm per milliamp, or per digital signal output equivalent, for your PM CPMS, from equation 2.

(3) If the average of your three PM compliance test runs is at or above 75 percent of your PM emission limit you must determine your operating limit by averaging the PM CPMS milliamp or digital signal output corresponding to your three PM performance test runs that demonstrate compliance with the emission limit using equation 4 and you must submit all



compliance test and PM CPMS data according to the reporting requirements in paragraph (i) (5) of this section:

$$O_n = \frac{1}{n} \sum_{i=1}^n X_i$$

(Eq. 4)

[View or download PDF](#)

Where:

$X_i$  = the PM CPMS data points for all runs  $i$ ,

$n$  = the number of data points, and

$O_n$  = your site specific operating limit, in milliamps or digital signal equivalent.

(4) To determine continuous compliance, you must record the PM CPMS output data for all periods when the process is operating and the PM CPMS is not out-of-control. You must demonstrate continuous compliance by using all quality-assured hourly average data collected by the PM CPMS for all operating hours to calculate the arithmetic average operating parameter in units of the operating limit (e.g., milliamps or digital signal bits, PM concentration, raw data signal) on a 30-day rolling average basis.

(5) For PM performance test reports used to set a PM CPMS operating limit, the electronic submission of the test report must also include the make and model of the PM CPMS instrument, serial number of the instrument, analytical principle of the instrument (e.g., beta attenuation), span of the instruments primary analytical range, milliamp or digital signal value equivalent to the instrument zero output, technique by which this zero value was determined, and the average milliamp or digital signals corresponding to each PM compliance test run.

[84 FR 15884, Apr. 16, 2019, as amended at 85 FR 63406, Oct. 7, 2020]

[Back to Top](#)

## **§60.2680 What if I do not use a wet scrubber, fabric filter, activated carbon injection, selective noncatalytic reduction, an electrostatic precipitator, or a dry scrubber to comply with the emission limitations?**

(a) If you use an air pollution control device other than a wet scrubber, activated carbon injection, selective noncatalytic reduction, fabric filter, an electrostatic precipitator, or a dry scrubber or limit emissions in some other manner, including mass balances, to comply with the emission limitations under §60.2670, you must petition the EPA Administrator for specific operating limits to be established during the initial performance test and continuously monitored thereafter. You must submit the petition at least sixty days before the performance test is scheduled to begin. Your petition must include the five items listed in paragraphs (a)(1) through (5) of this section:

(1) Identification of the specific parameters you propose to use as additional operating limits;


(2) A discussion of the relationship between these parameters and emissions of regulated pollutants, identifying how emissions of regulated pollutants change with changes in these parameters and how limits on these parameters will serve to limit emissions of regulated pollutants;

(3) A discussion of how you will establish the upper and/or lower values for these parameters which will establish the operating limits on these parameters;


(4) A discussion identifying the methods you will use to measure and the instruments you will use to monitor these parameters, as well as the relative accuracy and precision of these methods and instruments; and

(5) A discussion identifying the frequency and methods for recalibrating the instruments you will use for monitoring these parameters.

(b) [Reserved]

 [Back to Top](#)

## MODEL RULE—PERFORMANCE TESTING

 [Back to Top](#)

### **§60.2690 How do I conduct the initial and annual performance test?**

(a) All performance tests must consist of a minimum of three test runs conducted under conditions representative of normal operations.

(b) You must document that the waste burned during the performance test is representative of the waste burned under normal operating conditions by maintaining a log of the quantity of waste burned (as required in §60.2740(b)(1)) and the types of waste burned during the performance test.

(c) All performance tests must be conducted using the minimum run duration specified in tables 2 and 6 through 9 of this subpart.

(d) Method 1 of appendix A of this part must be used to select the sampling location and number of traverse points.

(e) Method 3A or 3B of appendix A of this part must be used for gas composition analysis, including measurement of oxygen concentration. Method 3A or 3B of appendix A of this part must be used simultaneously with each method (except when using Method 9 and Method 22).

(f) All pollutant concentrations, except for opacity, must be adjusted to 7 percent oxygen using equation 5 of this section:

$$C_{adj} = C_{meas} \frac{(20.9 - 7)(20.9 - \%O_2)}{(20.9 - \%O_2)} \quad (\text{Eq. 5})$$

[View or download PDF](#)

Where:

$C_{adj}$  = pollutant concentration adjusted to 7 percent oxygen;

$C_{meas}$  = pollutant concentration measured on a dry basis;

$(20.9 - 7)$  = 20.9 percent oxygen–7 percent oxygen (defined oxygen correction basis);

20.9 = oxygen concentration in air, percent; and

$\%O_2$  = oxygen concentration measured on a dry basis, percent.

(g) You must determine dioxins/furans toxic equivalency by following the procedures in paragraphs (g)(1) through (4) of this section:

(1) Measure the concentration of each dioxin/furan tetra- through octa-isomer emitted using EPA Method 23 at 40 CFR part 60, appendix A;

(2) Quantify isomers meeting identification criteria 2, 3, 4, and 5 in Section 5.3.2.5 of Method 23, regardless of whether the isomers meet identification criteria 1 and 7. You must quantify the isomers per Section 9.0 of Method 23. [Note: You may reanalyze the sample aliquot or split to reduce the number of isomers not meeting identification criteria 1 or 7 of Section 5.3.2.5.];

(3) For each dioxin/furan (tetra- through octa-chlorinated) isomer measured in accordance with paragraph (g)(1) and (2) of this section, multiply the isomer concentration by its corresponding toxic equivalency factor specified in table 4 of this subpart; and

(4) Sum the products calculated in accordance with paragraph (g)(3) of this section to obtain the total concentration of dioxins/furans emitted in terms of toxic equivalency.

(h) Method 22 at 40 CFR part 60, appendix A-7 must be used to determine compliance with the fugitive ash emission limit in table 2 of this subpart or tables 6 through 9 of this subpart.

(i) If you have an applicable opacity operating limit, you must determine compliance with the opacity limit using Method 9 at 40 CFR part 60, appendix A-4, based on three 1-hour blocks consisting of ten 6-minute average opacity values, unless you are required to install a continuous opacity monitoring system, consistent with §60.2710 and §60.2730.

(j) You must determine dioxins/furans total mass basis by following the procedures in paragraphs (j)(1) through (3) of this section:

(1) Measure the concentration of each dioxin/furan tetra- through octa-chlorinated isomer emitted using EPA Method 23 at 40 CFR part 60, appendix A-7;

(2) Quantify isomers meeting identification criteria 2, 3, 4, and 5 in Section 5.3.2.5 of Method 23, regardless of whether the isomers meet identification criteria 1 and 7. You must quantify the isomers per Section 9.0 of Method 23. (Note: You may reanalyze the sample aliquot or split to reduce the number of isomers not meeting identification criteria 1 or 7 of Section 5.3.2.5.); and

(3) Sum the quantities measured in accordance with paragraphs (j)(1) and (2) of this section to obtain the total concentration of dioxins/furans emitted in terms of total mass basis.

[⬆ Back to Top](#)

### **§60.2695 How are the performance test data used?**

You use results of performance tests to demonstrate compliance with the emission limitations in table 2 of this subpart or tables 6 through 9 of this subpart.

[⬆ Back to Top](#)

## **MODEL RULE—INITIAL COMPLIANCE REQUIREMENTS**

[⬆ Back to Top](#)

### **§60.2700 How do I demonstrate initial compliance with the amended emission limitations and establish the operating limits?**

(a) You must conduct a performance test, as required under §§60.2670 and 60.2690, to determine compliance with the emission limitations in table 2 of this subpart and tables 6 through 9 of this subpart, to establish compliance with any opacity operating limits in §60.2675, to establish the kiln-specific emission limit in §60.2710(y), as applicable, and to establish operating limits using the procedures in §60.2675 or §60.2680. The performance test must be conducted using the test methods listed in table 2 of this subpart and tables 6 through 9 of this subpart and the procedures in §60.2690. The use of the bypass stack during a performance test shall invalidate the performance test.

(b) As an alternative to conducting a performance test, as required under §§60.2690 and 60.2670, you may use a 30-day rolling average of the 1-hour arithmetic average CEMS data, including CEMS data during startup and shutdown as defined in this subpart, to determine compliance with the emission limitations in Table 1 of this subpart or Tables 5 through 8 of this subpart. You must conduct a performance evaluation of each continuous monitoring system within 180 days of installation of the monitoring system. The initial performance evaluation must be conducted prior to collecting CEMS data that will be used for the initial compliance demonstration.


[⬆ Back to Top](#)

### **§60.2705 By what date must I conduct the initial performance test?**

(a) The initial performance test must be conducted no later than 180 days after your final compliance date. Your final compliance date is specified in table 1 of this subpart.

(b) If you commence or recommence combusting a solid waste at an existing combustion unit at any commercial or industrial facility and you conducted a test consistent with the provisions of this subpart while combusting the given solid waste within the 6 months preceding the reintroduction of that solid waste in the combustion chamber, you do not need to retest until 6 months from the date you reintroduce that solid waste.


(c) If you commence or recommence combusting a solid waste at an existing combustion unit at any commercial or industrial facility and you have not conducted a performance test consistent with the provisions of this subpart while combusting the given solid waste within the 6 months preceding the reintroduction of that solid waste in the combustion chamber, you must conduct a performance test within 60 days from the date you reintroduce solid waste.

 [Back to Top](#)


#### **§60.2706 By what date must I conduct the initial air pollution control device inspection?**

(a) The initial air pollution control device inspection must be conducted within 60 days after installation of the control device and the associated CISWI reaches the charge rate at which it will operate, but no later than 180 days after the final compliance date for meeting the amended emission limitations.

(b) Within 10 operating days following an air pollution control device inspection, all necessary repairs must be completed unless the owner or operator obtains written approval from the state agency establishing a date whereby all necessary repairs of the designated facility must be completed.

 [Back to Top](#)

### **MODEL RULE—CONTINUOUS COMPLIANCE REQUIREMENTS**

 [Back to Top](#)

#### **§60.2710 How do I demonstrate continuous compliance with the amended emission limitations and the operating limits?**

(a) General compliance with standards, considering some units may be able to switch between solid waste and non-waste fuel combustion, is specified in paragraph (a)(1) through (6) of this section.

(1) The emission standards and operating requirements set forth in this subpart apply at all times.

(2) If you cease combusting solid waste you may opt to remain subject to the provisions of this subpart. Consistent with the definition of CISWI, you are subject to the requirements of this subpart at least 6 months following the last date of solid waste combustion. Solid waste combustion is ceased when solid waste is not in the combustion chamber (*i.e.*, the solid waste feed to the combustor has been cut off for a period of time not less than the solid waste residence time).

(3) If you cease combusting solid waste you must be in compliance with any newly applicable standards on the effective date of the waste-to-fuel switch. The effective date of the waste-to-fuel switch is a date selected by you, that must be at least 6 months from the date that you ceased combusting solid waste, consistent with §60.2710(a)(2). Your source must remain in compliance with this subpart until the effective date of the waste-to-fuel switch.

(4) If you own or operate an existing commercial or industrial combustion unit that combusted a fuel or non-waste material, and you commence or recommence combustion of solid waste, you are subject to the provisions of this subpart as of the first day you introduce or reintroduce solid waste to the combustion chamber, and this date constitutes the effective date of the fuel-to-waste switch. You must complete all initial compliance demonstrations for any Section 112 standards that are applicable to your facility before you commence or recommence combustion of solid waste. You must provide 30 days prior notice of the effective date of the waste-to-fuel switch. The notification must identify:

(i) The name of the owner or operator of the CISWI, the location of the source, the emissions unit(s) that will cease burning solid waste, and the date of the notice;

(ii) The currently applicable subcategory under this subpart, and any 40 CFR part 63 subpart and subcategory that will be applicable after you cease combusting solid waste;

(iii) The fuel(s), non-waste material(s) and solid waste(s) the CISWI is currently combusting and has combusted over the past 6 months, and the fuel(s) or non-waste materials the unit will commence combusting;

(iv) The date on which you became subject to the currently applicable emission limits;

(v) The date upon which you will cease combusting solid waste, and the date (if different) that you intend for any new requirements to become applicable (*i.e.*, the effective date of the waste-to-fuel switch), consistent with paragraphs (a)(2) and (3) of this section.

(5) All air pollution control equipment necessary for compliance with any newly applicable emissions limits which apply as a result of the cessation or commencement or recommencement of combusting solid waste must be installed and operational as of the effective date of the waste-to-fuel, or fuel-to-waste switch.

(6) All monitoring systems necessary for compliance with any newly applicable monitoring requirements which apply as a result of the cessation or commencement or recommencement of combusting solid waste must be installed and operational as of the effective date of the waste-to-fuel, or fuel-to-waste switch. All calibration and drift checks

must be performed as of the effective date of the waste-to-fuel, or fuel-to-waste switch. Relative accuracy tests must be performed as of the performance test deadline for PM CEMS (if PM CEMS are elected to demonstrate continuous compliance with the particulate matter emission limits). Relative accuracy testing for other CEMS need not be repeated if that testing was previously performed consistent with section 112 monitoring requirements or monitoring requirements under this subpart.

(b) You must conduct an annual performance test for the pollutants listed in table 2 of this subpart or tables 6 through 9 of this subpart and opacity for each CISWI as required under §60.2690. The annual performance test must be conducted using the test methods listed in table 2 of this subpart or tables 6 through 9 of this subpart and the procedures in §60.2690. Opacity must be measured using EPA Reference Method 9 at 40 CFR part 60. Annual performance tests are not required if you use CEMS or continuous opacity monitoring systems to determine compliance.

(c) You must continuously monitor the operating parameters specified in §60.2675 or established under §60.2680 and as specified in §60.2735. Operation above the established maximum or below the established minimum operating limits constitutes a deviation from the established operating limits. Three-hour block average values are used to determine compliance (except for baghouse leak detection system alarms) unless a different averaging period is established under §60.2680 or, for energy recovery units, where the averaging time for each operating parameter is a 30-day rolling, calculated each hour as the average of the previous 720 operating hours. Operation above the established maximum, below the established minimum, or outside the allowable range of the operating limits specified in paragraph (a) of this section constitutes a deviation from your operating limits established under this subpart, except during performance tests conducted to determine compliance with the emission and operating limits or to establish new operating limits. Operating limits are confirmed or reestablished during performance tests.

(d) You must burn only the same types of waste and fuels used to establish subcategory applicability (for ERUs) and operating limits during the performance test.

(e) For energy recovery units, incinerators, and small remote units, you must perform annual visual emissions test for ash handling.

(f) For energy recovery units, you must conduct an annual performance test for opacity using EPA Reference Method 9 at 40 CFR part 60 (except where particulate matter continuous monitoring system or CPMS are used) and the pollutants listed in table 7 of this subpart.

(g) For facilities using a CEMS to demonstrate compliance with the carbon monoxide emission limit, compliance with the carbon monoxide emission limit may be demonstrated by using the CEMS, as described in §60.2730(o).

(h) Coal and liquid/gas energy recovery units with annual average heat input rates greater than 250 MMBtu/hr may elect to demonstrate continuous compliance with the particulate matter emissions limit using a particulate matter CEMS according to the

procedures in §60.2730(n) instead of the CPMS specified in §60.2710(i). Coal and liquid/gas energy recovery units with annual average heat input rates less than 250 MMBtu/hr, incinerators, and small remote incinerators may also elect to demonstrate compliance using a particulate matter CEMS according to the procedures in §60.2730(n) instead of particulate matter testing with EPA Method 5 at 40 CFR part 60, appendix A-3 and, if applicable, the continuous opacity monitoring requirements in paragraph (i) of this section.

(i) For energy recovery units with annual average heat input rates greater than or equal to 10 MMBtu/hr but less than 250 MMBtu/hr that do not use a wet scrubber, fabric filter with bag leak detection system, an electrostatic precipitator, particulate matter CEMS, or particulate matter CPMS, you must install, operate, certify and maintain a continuous opacity monitoring system (COMS) according to the procedures in §60.2730(m).

(j) For waste-burning kilns, you must conduct an annual performance test for the pollutants (except mercury and hydrogen chloride if no acid gas wet scrubber or dry scrubber is used) listed in Table 8 of this subpart, unless you choose to demonstrate initial and continuous compliance using CEMS, as allowed in paragraph (u) of this section. If you do not use an acid gas wet scrubber or dry scrubber, you must determine compliance with the hydrogen chloride emissions limit using a HCl CEMS according to the requirements in paragraph (j)(1) of this section. You must determine compliance with the mercury emissions limit using a mercury CEMS or an integrated sorbent trap monitoring system according to paragraph (j)(2) of this section. You must determine continuing compliance with particulate matter using a PM CPMS according to paragraph (x) of this section.

(1) If you monitor compliance with the HCl emissions limit by operating an HCl CEMS, you must do so in accordance with Performance Specification 15 (PS 15) of appendix B to 40 CFR part 60, or, PS 18 of appendix B to 40 CFR part 60. You must operate, maintain, and quality assure a HCl CEMS installed and certified under PS 15 according to the quality assurance requirements in Procedure 1 of appendix F to 40 CFR part 60 except that the Relative Accuracy Test Audit requirements of Procedure 1 must be replaced with the validation requirements and criteria of sections 11.1.1 and 12.0 of PS 15. You must operate, maintain and quality assure a HCl CEMS installed and certified under PS 18 according to the quality assurance requirements in Procedure 6 of appendix F to 40 CFR part 60. For any performance specification that you use, you must use Method 321 of appendix A to 40 CFR part 63 as the reference test method for conducting relative accuracy testing. The span value and calibration requirements in paragraphs (j)(1)(i) and (ii) of this section apply to all HCl CEMS used under this subpart:

(i) You must use a measurement span value for any HCl CEMS of 0-10 ppmvw unless the monitor is installed on a kiln without an inline raw mill. Kilns without an inline raw mill may use a higher span value sufficient to quantify all expected emissions concentrations. The HCl CEMS data recorder output range must include the full range of expected HCl concentration values which would include those expected during "mill off" conditions. The corresponding data recorder range shall be documented in the site-specific monitoring plan and associated records; and



(ii) In order to quality assure data measured above the span value, you must use one of the three options in paragraphs (j)(1)(ii)(A) through (C) of this section:

(A) Include a second span that encompasses the HCl emission concentrations expected to be encountered during “mill off” conditions. This second span may be rounded to a multiple of 5 ppm of total HCl. The requirements of the appropriate HCl monitor performance specification shall be followed for this second span with the exception that a RATA with the mill off is not required;

(B) Quality assure any data above the span value by proving instrument linearity beyond the span value established in paragraph (j)(1)(i) of this section using the following procedure. Conduct a weekly “above span linearity” calibration challenge of the monitoring system using a reference gas with a certified value greater than your highest expected hourly concentration or greater than 75% of the highest measured hourly concentration. The “above span” reference gas must meet the requirements of the applicable performance specification and must be introduced to the measurement system at the probe. Record and report the results of this procedure as you would for a daily calibration. The “above span linearity” challenge is successful if the value measured by the HCl CEMS falls within 10 percent of the certified value of the reference gas. If the value measured by the HCl CEMS during the above span linearity challenge exceeds 10 percent of the certified value of the reference gas, the monitoring system must be evaluated and repaired and a new “above span linearity” challenge met before returning the HCl CEMS to service, or data above span from the HCl CEMS must be subject to the quality assurance procedures established in (j)(1)(ii)(D) of this section. In this manner values measured by the HCl CEMS during the above span linearity challenge exceeding  $\pm 20$  percent of the certified value of the reference gas must be normalized using equation 6;

(C) Quality assure any data above the span value established in paragraph (j)(1)(i) of this section using the following procedure. Any time two consecutive one-hour average measured concentration of HCl exceeds the span value you must, within 24 hours before or after, introduce a higher, “above span” HCl reference gas standard to the HCl CEMS. The “above span” reference gas must meet the requirements of the applicable performance specification and target a concentration level between 50 and 150 percent of the highest expected hourly concentration measured during the period of measurements above span, and must be introduced at the probe. While this target represents a desired concentration range that is not always achievable in practice, it is expected that the intent to meet this range is demonstrated by the value of the reference gas. Expected values may include above span calibrations done before or after the above-span measurement period. Record and report the results of this procedure as you would for a daily calibration. The “above span” calibration is successful if the value measured by the HCl CEMS is within 20 percent of the certified value of the reference gas. If the value measured by the HCl CEMS is not within 20 percent of the certified value of the reference gas, then you must normalize the stack gas values measured above span as described in paragraph (j)(1)(ii)(D) of this section. If the “above span” calibration is conducted during the period when measured emissions are above span and there is a failure to collect the one data point in an hour due to the calibration duration, then you must determine the emissions average for that missed hour as the average of hourly averages for the hour preceding the missed hour and the hour following

the missed hour. In an hour where an “above span” calibration is being conducted and one or more data points are collected, the emissions average is represented by the average of all valid data points collected in that hour; and

(D) In the event that the “above span” calibration is not successful (*i.e.*, the HCl CEMS measured value is not within 20 percent of the certified value of the reference gas), then you must normalize the one-hour average stack gas values measured above the span during the 24-hour period preceding or following the “above span” calibration for reporting based on the HCl CEMS response to the reference gas as shown in equation 6:

$$\text{Normalized stack gas} = \frac{\text{Measured stack gas}}{\text{Reference gas}} \times \text{Reference gas result} \quad (\text{Eq. 6})$$

[View or download PDF](#)

Only one “above span” calibration is needed per 24-hour period.

(2) Compliance with the mercury emissions limit must be determined using a mercury CEMS or integrated sorbent trap monitoring system according to the following requirements:

(i) You must operate a mercury CEMS in accordance with performance specification 12A at 40 CFR part 60, appendix B or an integrated sorbent trap monitoring system in accordance with performance specification 12B at 40 CFR part 60, appendix B; these monitoring systems must be quality assured according to procedure 5 of 40 CFR 60, appendix F. For the purposes of emissions calculations when using an integrated sorbent trap monitoring system, the mercury concentration determined for each sampling period must be assigned to each hour during the sampling period. If you choose to comply with the production-rate based mercury limit for your waste-burning kiln, you must also monitor hourly clinker production and determine the hourly mercury emissions rate in pounds per million ton of clinker produced. You must demonstrate compliance with the mercury emissions limit using a 30-day rolling average of these 1-hour mercury concentrations or mass emissions rates, including CEMS data during startup and shutdown as defined in this subpart, calculated using equation 19-19 in section 12.4.1 of EPA Reference Method 19 at 40 CFR part 60, appendix A-7 of this part. CEMS data during startup and shutdown, as defined in this subpart, are not corrected to 7 percent oxygen, and are measured at stack oxygen content;

(ii) Owners or operators using a mercury CEMS or integrated sorbent trap monitoring system to determine mass emission rate must install, operate, calibrate and maintain an instrument for continuously measuring and recording the mercury mass emissions rate to the atmosphere according to the requirements of performance specification 6 at 40 CFR part 60, appendix B and conducting an annual relative accuracy test of the continuous emission rate monitoring system according to section 8.2 of performance specification 6; and

(iii) The owner or operator of a waste-burning kiln must demonstrate initial compliance by operating a mercury CEMS or integrated sorbent trap monitoring system while the raw mill of the in-line kiln/raw mill is operating under normal conditions and including at least one period when the raw mill is off.

(k) If you use an air pollution control device to meet the emission limitations in this subpart, you must conduct an initial and annual inspection of the air pollution control device. The inspection must include, at a minimum, the following:

(1) Inspect air pollution control device(s) for proper operation; and

(2) Develop a site-specific monitoring plan according to the requirements in paragraph (l) of this section. This requirement also applies to you if you petition the EPA Administrator for alternative monitoring parameters under §60.13(i).

(l) For each CMS required in this section, you must develop and submit to the EPA Administrator for approval a site-specific monitoring plan according to the requirements of this paragraph (l) that addresses paragraphs (l)(1)(i) through (vi) of this section:

(1) You must submit this site-specific monitoring plan at least 60 days before your initial performance evaluation of your continuous monitoring system:

(i) Installation of the continuous monitoring system sampling probe or other interface at a measurement location relative to each affected process unit such that the measurement is representative of control of the exhaust emissions (*e.g.*, on or downstream of the last control device);

(ii) Performance and equipment specifications for the sample interface, the pollutant concentration or parametric signal analyzer and the data collection and reduction systems;

(iii) Performance evaluation procedures and acceptance criteria (*e.g.*, calibrations);

(iv) Ongoing operation and maintenance procedures in accordance with the general requirements of §60.11(d);

(v) Ongoing data quality assurance procedures in accordance with the general requirements of §60.13; and

(vi) Ongoing recordkeeping and reporting procedures in accordance with the general requirements of §60.7(b), (c) introductory text, (c)(1) and (4), and (d) through (g).

(2) You must conduct a performance evaluation of each continuous monitoring system in accordance with your site-specific monitoring plan.

(3) You must operate and maintain the continuous monitoring system in continuous operation according to the site-specific monitoring plan.

(m) If you have an operating limit that requires the use of a flow monitoring system, you must meet the requirements in paragraphs (l) and (m)(1) through (4) of this section:

(1) Install the flow sensor and other necessary equipment in a position that provides a representative flow;

(2) Use a flow sensor with a measurement sensitivity at full scale of no greater than 2 percent;

(3) Minimize the effects of swirling flow or abnormal velocity distributions due to upstream and downstream disturbances; and

(4) Conduct a flow monitoring system performance evaluation in accordance with your monitoring plan at the time of each performance test but no less frequently than annually.

(n) If you have an operating limit that requires the use of a pressure monitoring system, you must meet the requirements in paragraphs (l) and (n)(1) through (6) of this section:

(1) Install the pressure sensor(s) in a position that provides a representative measurement of the pressure (*e.g.*, PM scrubber pressure drop);

(2) Minimize or eliminate pulsating pressure, vibration, and internal and external corrosion;

(3) Use a pressure sensor with a minimum tolerance of 1.27 centimeters of water or a minimum tolerance of 1 percent of the pressure monitoring system operating range, whichever is less;

(4) Perform checks at the frequency outlined in your site-specific monitoring plan to ensure pressure measurements are not obstructed (*e.g.*, check for pressure tap plugging daily);

(5) Conduct a performance evaluation of the pressure monitoring system in accordance with your monitoring plan at the time of each performance test but no less frequently than annually; and

(6) If at any time the measured pressure exceeds the manufacturer's specified maximum operating pressure range, conduct a performance evaluation of the pressure monitoring system in accordance with your monitoring plan and confirm that the pressure monitoring system continues to meet the performance requirements in your monitoring plan. Alternatively, install and verify the operation of a new pressure sensor.

(o) If you have an operating limit that requires a pH monitoring system, you must meet the requirements in paragraphs (l) and (o)(1) through (4) of this section:

(1) Install the pH sensor in a position that provides a representative measurement of scrubber effluent pH;

(2) Ensure the sample is properly mixed and representative of the fluid to be measured;

(3) Conduct a performance evaluation of the pH monitoring system in accordance with your monitoring plan at least once each process operating day; and

(4) Conduct a performance evaluation (including a two-point calibration with one of the two buffer solutions having a pH within 1 of the pH of the operating limit) of the pH monitoring

the same conditions having a primary effect on the proper operating limits of the pH monitoring system in accordance with your monitoring plan at the time of each performance test but no less frequently than quarterly.

(p) If you have an operating limit that requires a secondary electric power monitoring system for an electrostatic precipitator, you must meet the requirements in paragraphs (l) and (p)(1) and (2) of this section:

(1) Install sensors to measure (secondary) voltage and current to the precipitator collection plates; and

(2) Conduct a performance evaluation of the electric power monitoring system in accordance with your monitoring plan at the time of each performance test but no less frequently than annually.

(q) If you have an operating limit that requires the use of a monitoring system to measure sorbent injection rate (*e.g.*, weigh belt, weigh hopper, or hopper flow measurement device), you must meet the requirements in paragraphs (l) and (q)(1) and (2) of this section:

(1) Install the system in a position(s) that provides a representative measurement of the total sorbent injection rate; and

(2) Conduct a performance evaluation of the sorbent injection rate monitoring system in accordance with your monitoring plan at the time of each performance test but no less frequently than annually.

(r) If you elect to use a fabric filter bag leak detection system to comply with the requirements of this subpart, you must install, calibrate, maintain, and continuously operate a bag leak detection system as specified in paragraphs (l) and (r)(1) through (5) of this section:

(1) Install a bag leak detection sensor(s) in a position(s) that will be representative of the relative or absolute particulate matter loadings for each exhaust stack, roof vent, or compartment (*e.g.*, for a positive pressure fabric filter) of the fabric filter;

(2) Use a bag leak detection system certified by the manufacturer to be capable of detecting particulate matter emissions at concentrations of 10 milligrams per actual cubic meter or less;

(3) Conduct a performance evaluation of the bag leak detection system in accordance with your monitoring plan and consistent with the guidance provided in EPA-454/R-98-015 (incorporated by reference, see §60.17);

(4) Use a bag leak detection system equipped with a device to continuously record the output signal from the sensor; and

(5) Use a bag leak detection system equipped with a system that will sound an alarm when an increase in relative particulate matter emissions over a preset level is detected. The alarm must be located where it is observed readily by plant operating personnel.

(s) For facilities using a CEMS to demonstrate initial and continuous compliance with the sulfur dioxide emission limit, compliance with the sulfur dioxide emission limit may be demonstrated by using the CEMS specified in §60.2730(l) to measure sulfur dioxide. The sulfur dioxide CEMS must follow the procedures and methods specified in paragraph (s) of this section. For sources that have actual inlet emissions less than 100 parts per million dry volume, the relative accuracy criterion for inlet sulfur dioxide CEMS should be no greater than 20 percent of the mean value of the reference method test data in terms of the units of the emission standard, or 5 parts per million dry volume absolute value of the mean difference between the reference method and the CEMS, whichever is greater:

(1) During each relative accuracy test run of the CEMS required by performance specification 2 in appendix B of this part, collect sulfur dioxide and oxygen (or carbon dioxide) data concurrently (or within a 30- to 60-minute period) with both the CEMS and the test methods specified in paragraphs (s)(1)(i) and (ii) of this section:

(i) For sulfur dioxide, EPA Reference Method 6 or 6C, or as an alternative ANSI/ASME PTC 19.10-1981 (incorporated by reference, see §60.17) must be used; and

(ii) For oxygen (or carbon dioxide), EPA Reference Method 3A or 3B, or as an alternative ANSI/ASME PTC 19.10-1981 (incorporated by reference, see §60.17), as applicable, must be used.

(2) The span value of the CEMS at the inlet to the sulfur dioxide control device must be 125 percent of the maximum estimated hourly potential sulfur dioxide emissions of the unit subject to this subpart. The span value of the CEMS at the outlet of the sulfur dioxide control device must be 50 percent of the maximum estimated hourly potential sulfur dioxide emissions of the unit subject to this subpart.

(3) Conduct accuracy determinations quarterly and calibration drift tests daily in accordance with procedure 1 in appendix F of this part.

(t) For facilities using a CEMS to demonstrate initial and continuous compliance with the nitrogen oxides emission limit, compliance with the nitrogen oxides emission limit may be demonstrated by using the CEMS specified in §60.2730 to measure nitrogen oxides. The nitrogen oxides CEMS must follow the procedures and methods specified in paragraphs (t) (1) through (4) of this section:

(1) During each relative accuracy test run of the CEMS required by performance specification 2 of appendix B of this part, collect nitrogen oxides and oxygen (or carbon dioxide) data concurrently (or within a 30- to 60-minute period) with both the CEMS and the test methods specified in paragraphs (t)(1)(i) and (ii) of this section:

(i) For nitrogen oxides, EPA Reference Method 7 or 7E at 40 CFR part 60, appendix A-4 must be used; and

(ii) For oxygen (or carbon dioxide), EPA Reference Method 3A or 3B, or as an alternative ANSI/ASME PTC 19.10-1981 (incorporated by reference, see §60.17), as applicable, must be used.

(2) The span value of the CEMS must be 125 percent of the maximum estimated hourly potential nitrogen oxide emissions of unit.

(3) Conduct accuracy determinations quarterly and calibration drift tests daily in accordance with procedure 1 in appendix F of this part.

(4) The owner or operator of an affected facility may request that compliance with the nitrogen oxides emission limit be determined using carbon dioxide measurements corrected to an equivalent of 7 percent oxygen. If carbon dioxide is selected for use in diluent corrections, the relationship between oxygen and carbon dioxide levels must be established during the initial performance test according to the procedures and methods specified in paragraphs (t)(4)(i) through (iv) of this section. This relationship may be reestablished during performance compliance tests:

(i) The fuel factor equation in Method 3B must be used to determine the relationship between oxygen and carbon dioxide at a sampling location. Method 3A, 3B, or as an alternative ANSI/ASME PTC 19.10-1981 (incorporated by reference, see §60.17), as applicable, must be used to determine the oxygen concentration at the same location as the carbon dioxide monitor;

(ii) Samples must be taken for at least 30 minutes in each hour;

(iii) Each sample must represent a 1-hour average; and

(iv) A minimum of 3 runs must be performed.

(u) For facilities using a CEMS or an integrated sorbent trap monitoring system for mercury to demonstrate initial and continuous compliance with any of the emission limits of this subpart, you must complete the following:

(1) Demonstrate compliance with the appropriate emission limit(s) using a 30-day rolling average of 1-hour arithmetic average emission concentrations, including CEMS or an integrated sorbent trap monitoring system data during startup and shutdown, as defined in this subpart, calculated using equation 19-19 in section 12.4.1 of EPA Reference Method 19 at appendix A-7 of this part. The 1-hour arithmetic averages for CEMS must be calculated using the data points required under §60.13(e)(2). Except for CEMS or an integrated sorbent trap monitoring system data during startup and shutdown, the 1-hour arithmetic averages used to calculate the 30-day rolling average emission concentrations must be corrected to 7 percent oxygen (dry basis). Integrated sorbent trap monitoring system or CEMS data during startup and shutdown, as defined in this subpart, are not corrected to 7 percent oxygen, and are measured at stack oxygen content; and

(2) Operate all CEMS and integrated sorbent trap monitoring systems in accordance with the applicable procedures under appendices B and F of this part.

(v) Use of the bypass stack at any time is an emissions standards deviation for PM, HCl, lead, cadmium, mercury, nitrogen oxides, sulfur dioxide, and dioxin/furans.

(w) For energy recovery units with a design heat input capacity of 100 MMBtu/hr or greater that do not use a carbon monoxide CEMS, you must install, operate, and maintain an oxygen analyzer system as defined in §60.2875 according to the procedures in paragraphs (w)(1) through (4) of this section:

(1) The oxygen analyzer system must be installed by the initial performance test date specified in §60.2675;

(2) You must operate the oxygen trim system within compliance with paragraph (w)(3) of this section at all times;

(3) You must maintain the oxygen level such that the 30-day rolling average that is established as the operating limit for oxygen is not below the lowest hourly average oxygen concentration measured during the most recent CO performance test; and

(4) You must calculate and record a 30-day rolling average oxygen concentration using equation 19-19 in section 12.4.1 of EPA Reference Method 19 of appendix A-7 of this part.

(x) For energy recovery units with annual average heat input rates greater than or equal to 250 MMBtu/hr and waste-burning kilns, you must install, calibrate, maintain, and operate a PM CPMS and record the output of the system as specified in paragraphs (x)(1) through (8) of this section. For other energy recovery units, you may elect to use PM CPMS operated in accordance with this section. PM CPMS are suitable in lieu of using other CMS for monitoring PM compliance (*e.g.*, bag leak detectors, ESP secondary power, PM scrubber pressure):

(1) Install, calibrate, operate, and maintain your PM CPMS according to the procedures in your approved site-specific monitoring plan developed in accordance with paragraphs (l) and (x)(1)(i) through (iii) of this section:

(i) The operating principle of the PM CPMS must be based on in-stack or extractive light scatter, light scintillation, beta attenuation, or mass accumulation of the exhaust gas or representative sample. The reportable measurement output from the PM CPMS must be expressed as milliamps or the digital signal equivalent;

(ii) The PM CPMS must have a cycle time (*i.e.*, period required to complete sampling, measurement, and reporting for each measurement) no longer than 60 minutes; and

(iii) The PM CPMS must be capable of detecting and responding to particulate matter concentrations increments no greater than 0.5 mg/actual cubic meter.

(2) During the initial performance test or any such subsequent performance test that demonstrates compliance with the PM limit, you must adjust the site-specific operating limit in accordance with the results of the performance test according to the procedures specified in §60.2675.

(3) Collect PM CPMS hourly average output data for all energy recovery unit or waste-burning kiln operating hours. Express the PM CPMS output as milliamps or the digital signal



equivalent.

(4) Calculate the arithmetic 30-day rolling average of all of the hourly average PM CPMS output collected during all energy recovery unit or waste-burning kiln operating hours data (milliamps or their digital equivalent).

(5) You must collect data using the PM CPMS at all times the energy recovery unit or waste-burning kiln is operating and at the intervals specified in paragraph (x)(1)(ii) of this section, except for periods of monitoring system malfunctions, repairs associated with monitoring system malfunctions, required monitoring system quality assurance or quality control activities (including, as applicable, calibration checks and required zero and span adjustments), and any scheduled maintenance as defined in your site-specific monitoring plan.

(6) You must use all the data collected during all energy recovery unit or waste-burning kiln operating hours in assessing the compliance with your operating limit except:

(i) Any data collected during monitoring system malfunctions, repairs associated with monitoring system malfunctions, or required monitoring system quality assurance or quality control activities conducted during monitoring system malfunctions are not used in calculations (report any such periods in your annual deviation report);

(ii) Any data collected during periods when the monitoring system is out of control as specified in your site-specific monitoring plan, repairs associated with periods when the monitoring system is out of control, or required monitoring system quality assurance or quality control activities conducted during out-of-control periods are not used in calculations (report emissions or operating levels and report any such periods in your annual deviation report);

(iii) Any PM CPMS data recorded during periods of CEMS data during startup and shutdown, as defined in this subpart.

(7) You must record and make available upon request results of PM CPMS system performance audits, as well as the dates and duration of periods from when the PM CPMS is out of control until completion of the corrective actions necessary to return the PM CPMS to operation consistent with your site-specific monitoring plan.

(8) For any deviation of the 30-day rolling average PM CPMS average value from the established operating parameter limit, you must:

(i) Within 48 hours of the deviation, visually inspect the air pollution control device;

(ii) If inspection of the air pollution control device identifies the cause of the deviation, take corrective action as soon as possible and return the PM CPMS measurement to within the established value;

(iii) Within 30 days of the deviation or at the time of the annual compliance test, whichever comes first, conduct a PM emissions compliance test to determine compliance

with the PM emissions limit. Within 45 days of the deviation, you must re-establish the CPMS operating limit. You are not required to conduct additional testing for any deviations that occur between the time of the original deviation and the PM emissions compliance test required under paragraph (x) of this section; and

(iv) PM CPMS deviations leading to more than four required performance tests in a 12-month process operating period (rolling monthly) constitute a violation of this subpart.

(y) When there is an alkali bypass and/or an in-line coal mill that exhaust emissions through a separate stack(s), the combined emissions are subject to the emission limits applicable to waste-burning kilns. To determine the kiln-specific emission limit for demonstrating compliance, you must:

(1) Calculate a kiln-specific emission limit using equation 7:

$$C_{ks} = \frac{((\text{Emission limit} \times (Q_{ab} + Q_{cm} + Q_{ks})) - (Q_{ab} \times C_{ab}) - (Q_{cm} \times C_{cm}))}{Q_{ks}} \quad (\text{Eq. 7})$$

[View or download PDF](#)

Where:

$C_{ks}$  = Kiln stack concentration (ppmvd, mg/dscm, ng/dscm, depending on pollutant. Each corrected to 7%  $O_2$ .)

$Q_{ab}$  = Alkali bypass flow rate (volume/hr)

$C_{ab}$  = Alkali bypass concentration (ppmvd, mg/dscm, ng/dscm, depending on pollutant. Each corrected to 7%  $O_2$ .)

$Q_{cm}$  = In-line coal mill flow rate (volume/hr)

$C_{cm}$  = In-line coal mill concentration (ppmvd, mg/dscm, ng/dscm, depending on pollutant. Each corrected to 7%  $O_2$ .)

$Q_{ks}$  = Kiln stack flow rate (volume/hr)

(2) Particulate matter concentration must be measured downstream of the in-line coal mill. All other pollutant concentrations must be measured either upstream or downstream of the in-line coal mill.

(3) For purposes of determining the combined emissions from kilns equipped with an alkali bypass or that exhaust kiln gases to a coal mill that exhausts through a separate stack, instead of installing a CEMS or PM CPMS on the alkali bypass stack or in-line coal mill stack, the results of the initial and subsequent performance test can be used to demonstrate compliance with the relevant emissions limit. A performance test must be conducted on an annual basis (no later than 13 calendar months following the previous performance test).

[84 FR 15884, Apr. 16, 2019, as amended at 85 FR 63406, Oct. 7, 2020]

[Back to Top](#)

## §60.2715 By what date must I conduct the annual performance test?

You must conduct annual performance tests no later than 13 calendar months following the previous performance test.

[85 FR 63406, Oct. 7, 2020]

[⬆️ Back to Top](#)

### **§60.2716 By what date must I conduct the annual air pollution control device inspection?**

On an annual basis (no more than 12 months following the previous annual air pollution control device inspection), you must complete the air pollution control device inspection as described in §60.2706.

[⬆️ Back to Top](#)

### **§60.2720 May I conduct performance testing less often?**

(a) You must conduct annual performance tests according to the schedule specified in §60.2715, with the following exceptions:

(1) You may conduct a repeat performance test at any time to establish new values for the operating limits, as specified in §60.2725. New operating limits become effective on the date that the performance test report is submitted to the EPA's Central Data Exchange or postmarked, per the requirements of §60.2795(b). The Administrator may request a repeat performance test at any time;

(2) You must repeat the performance test within 60 days of a process change, as defined in §60.2875; and

(3) You can conduct performance tests less often if you meet the following conditions: Your performance tests for the pollutant for at least 2 consecutive performance tests demonstrates that the emission level for the pollutant is no greater than the emission level specified in paragraph (a)(3)(i) or (ii) of this section, as applicable; there are no changes in the operation of the affected source or air pollution control equipment that could increase emissions; and you are not required to conduct a performance test for the pollutant in response to a request by the Administrator in paragraph (a)(1) of this section or a process change in paragraph (a)(2) of this section. In this case, you do not have to conduct a performance test for that pollutant for the next 2 years. You must conduct a performance test for the pollutant no more than 37 months following the previous performance test for the pollutant. If the emission level for your CISWI continues to meet the emission level specified in paragraph (a)(3)(i) or (ii) of this section, as applicable, you may choose to conduct performance tests for the pollutant every third year, as long as there are no changes in the operation of the affected source or air pollution control equipment that could increase emissions. Each such performance test must be conducted no more than 37 months after the previous performance test.

(i) For particulate matter, hydrogen chloride, mercury, carbon monoxide, nitrogen oxides, sulfur dioxide, cadmium, lead, and dioxins/furans, the emission level equal to 75 percent of the applicable emission limit in table 2 or tables 6 through 9 of this subpart, as applicable; and

(ii) For fugitive emissions, visible emissions (of combustion ash from the ash conveying system) for 2 percent of the time during each of the three 1-hour observation periods.

(4) If you are conducting less frequent testing for a pollutant as provided in paragraph (a)(3) of this section and a subsequent performance test for the pollutant indicates that your CISWI does not meet the emission level specified in paragraph (a)(3)(i) or (a)(3)(ii) of this section, as applicable, you must conduct annual performance tests for the pollutant according to the schedule specified in paragraph (a) of this section until you qualify for less frequent testing for the pollutant as specified in paragraph (a)(3) of this section.

(b) [Reserved]

[🔼 Back to Top](#)

### **§60.2725 May I conduct a repeat performance test to establish new operating limits?**

(a) Yes. You may conduct a repeat performance test at any time to establish new values for the operating limits. The Administrator may request a repeat performance test at any time.

(b) You must repeat the performance test if your feed stream is different than the feed streams used during any performance test used to demonstrate compliance.

[🔼 Back to Top](#)

## **MODEL RULE—MONITORING**

[🔼 Back to Top](#)

### **§60.2730 What monitoring equipment must I install and what parameters must I monitor?**

(a) If you are using a wet scrubber to comply with the emission limitation under §60.2670, you must install, calibrate (to manufacturers' specifications), maintain, and operate devices (or establish methods) for monitoring the value of the operating parameters used to determine compliance with the operating limits listed in table 3 of this subpart. These devices (or methods) must measure and record the values for these operating parameters at the frequencies indicated in table 3 of this subpart at all times except as specified in §60.2735(a).

(b) If you use a fabric filter to comply with the requirements of this subpart and you do not use a PM CPMS or PM CEMS for monitoring PM compliance, you must install, calibrate, maintain, and continuously operate a bag leak detection system as specified in paragraphs (b)(1) through (8) of this section:

(1) You must install and operate a bag leak detection system for each exhaust stack of the fabric filter;

(2) Each bag leak detection system must be installed, operated, calibrated, and maintained in a manner consistent with the manufacturer's written specifications and recommendations;

(3) The bag leak detection system must be certified by the manufacturer to be capable of detecting particulate matter emissions at concentrations of 10 milligrams per actual cubic meter or less;

(4) The bag leak detection system sensor must provide output of relative or absolute particulate matter loadings;

(5) The bag leak detection system must be equipped with a device to continuously record the output signal from the sensor;

(6) The bag leak detection system must be equipped with an alarm system that will alert automatically an operator when an increase in relative particulate matter emission over a preset level is detected. The alarm must be located where it is observed easily by plant operating personnel;

(7) For positive pressure fabric filter systems, a bag leak detection system must be installed in each baghouse compartment or cell. For negative pressure or induced air fabric filters, the bag leak detector must be installed downstream of the fabric filter; and

(8) Where multiple detectors are required, the system's instrumentation and alarm may be shared among detectors.

(c) If you are using something other than a wet scrubber, activated carbon, selective non-catalytic reduction, an electrostatic precipitator, or a dry scrubber to comply with the emission limitations under §60.2670, you must install, calibrate (to the manufacturers' specifications), maintain, and operate the equipment necessary to monitor compliance with the site-specific operating limits established using the procedures in §60.2680.

(d) If you use activated carbon injection to comply with the emission limitations in this subpart, you must measure the minimum sorbent flow rate once per hour.

(e) If you use selective noncatalytic reduction to comply with the emission limitations, you must complete the following:

(1) Following the date on which the initial performance test is completed or is required to be completed under §60.2690, whichever date comes first, ensure that the affected facility does not operate above the maximum charge rate, or below the minimum secondary chamber temperature (if applicable to your CISWI) or the minimum reagent flow rate measured as 3-hour block averages at all times; and

(2) Operation of the affected facility above the maximum charge rate, below the minimum secondary chamber temperature and below the minimum reagent flow rate simultaneously constitute a violation of the nitrogen oxides emissions limit.

(f) If you use an electrostatic precipitator to comply with the emission limits of this subpart and you do not use a PM CPMS for monitoring PM compliance, you must monitor the secondary power to the electrostatic precipitator collection plates and maintain the 3-hour block averages at or above the operating limits established during the mercury or particulate matter performance test.

(g) For waste-burning kilns not equipped with a wet scrubber or dry scrubber, you must install, calibrate, maintain, and operate a CEMS for monitoring hydrogen chloride emissions discharged to the atmosphere, as specified in §60.2710(j), and record the output of the system. You may substitute use of a HCl CEMS for conducting the HCl initial and annual testing with EPA Method 321 at 40 CFR part 63, appendix A. For units other than waste-burning kilns not equipped with a wet scrubber or dry scrubber, a facility may substitute use of a hydrogen chloride CEMS for conducting the hydrogen chloride initial and annual performance test. For units equipped with a hydrogen chloride CEMS, you are not required to monitor the minimum hydrogen chloride sorbent flow rate, monitoring the minimum scrubber liquor pH, and monitoring minimum injection rate.

(h) To demonstrate continuous compliance with the particulate matter emissions limit, a facility may substitute use of either a particulate matter CEMS or a particulate matter CPMS for conducting the particulate matter annual performance test. For units equipped with a particulate matter CEMS, you are not required to use other CMS monitoring for PM compliance (e.g., bag leak detectors, ESP secondary power, PM scrubber pressure). A facility may also substitute use of a particulate matter CEMS for conducting the PM initial performance test.

(i) To demonstrate initial and continuous compliance with the dioxin/furan emissions limit, a facility may substitute use of a continuous automated sampling system for the dioxin/furan initial and annual performance test. You must record the output of the system and analyze the sample according to EPA Method 23 at 40 CFR part 60, appendix A-7. This option to use a continuous automated sampling system takes effect on the date a final performance specification applicable to dioxin/furan from continuous monitors is published in the FEDERAL REGISTER. The owner or operator who elects to continuously sample dioxin/furan emissions instead of sampling and testing using EPA Method 23 at 40 CFR part 60, appendix A-7 must install, calibrate, maintain and operate a continuous automated sampling system and must comply with the requirements specified in §60.58b(p) and (q). A facility may substitute continuous dioxin/furan monitoring for the minimum sorbent flow rate, if activated carbon sorbent injection is used solely for compliance with the dioxin/furan emission limit.

(j) To demonstrate initial and continuous compliance with the mercury emissions limit, a facility may substitute use of a mercury CEMS or and integrated sorbent trap monitoring system for the mercury initial and annual performance test. The owner or operator who elects to continuously measure mercury emissions instead of sampling and testing using EPA Method 29 or 30B at 40 CFR part 60, appendix A-8, ASTM D6784-02 (Reapproved 2008)

(incorporated by reference, see §60.17), or an approved alternative method for measuring mercury emissions, must install, calibrate, maintain and operate the mercury CEMS or integrated sorbent trap monitoring system and must comply with performance specification 12A or performance specification 12B, respectively, and quality assurance procedure 5. For the purposes of emissions calculations when using an integrated sorbent trap monitoring system, the mercury concentration determined for each sampling period must be assigned to each hour during the sampling period. For units equipped with a mercury CEMS or an integrated sorbent trap monitoring system, you are not required to monitor the minimum sorbent flow rate, if activated carbon sorbent injection is used solely for compliance with the mercury emission limit. Waste-burning kilns must install, calibrate, maintain, and operate a mercury CEMS or an integrated sorbent trap monitoring system as specified in §60.2710(j).

(k) To demonstrate initial and continuous compliance with the nitrogen oxides emissions limit, a facility may substitute use of a CEMS for the nitrogen oxides initial and annual performance test to demonstrate compliance with the nitrogen oxides emissions limits. For units equipped with a nitrogen oxides CEMS, you are not required to monitor the charge rate, secondary chamber temperature and reagent flow for selective noncatalytic reduction, if applicable:

(1) Install, calibrate, maintain and operate a CEMS for measuring nitrogen oxides emissions discharged to the atmosphere and record the output of the system. The requirements under performance specification 2 of appendix B of this part, the quality assurance procedure 1 of appendix F of this part and the procedures under §60.13 must be followed for installation, evaluation and operation of the CEMS; and

(2) Compliance with the emission limit for nitrogen oxides must be determined based on the 30-day rolling average of the hourly emission concentrations using CEMS outlet data, as outlined in §60.2710(u).

(l) To demonstrate initial and continuous compliance with the sulfur dioxide emissions limit, a facility may substitute use of a CEMS for the sulfur dioxide initial and annual performance test to demonstrate compliance with the sulfur dioxide emissions limits:

(1) Install, calibrate, maintain and operate a CEMS for measuring sulfur dioxide emissions discharged to the atmosphere and record the output of the system. The requirements under performance specification 2 of appendix B of this part, the quality assurance requirements of procedure 1 of appendix F of this part and the procedures under §60.13 must be followed for installation, evaluation and operation of the CEMS; and

(2) Compliance with the sulfur dioxide emission limit shall be determined based on the 30-day rolling average of the hourly arithmetic average emission concentrations using CEMS outlet data, as outlined in §60.2710(u).

(m) For energy recovery units over 10 MMBtu/hr but less than 250 MMBtu/hr annual average heat input rates that do not use a wet scrubber, fabric filter with bag leak detection system, an electrostatic precipitator, particulate matter CEMS, or particulate matter CPMS, you must install, operate, certify and maintain a continuous opacity monitoring system

according to the procedures in paragraphs (m)(1) through (5) of this section by the compliance date specified in §60.2670. Energy recovery units that use a particulate matter CEMS to demonstrate initial and continuing compliance according to the procedures in §60.2730(n) are not required to install a continuous opacity monitoring system and must perform the annual performance tests for opacity consistent with §60.2710(f):

(1) Install, operate and maintain each continuous opacity monitoring system according to performance specification 1 at 40 CFR part 60, appendix B;

(2) Conduct a performance evaluation of each continuous opacity monitoring system according to the requirements in §60.13 and according to performance specification 1 at 40 CFR part 60, appendix B;

(3) As specified in §60.13(e)(1), each continuous opacity monitoring system must complete a minimum of one cycle of sampling and analyzing for each successive 10-second period and one cycle of data recording for each successive 6-minute period;

(4) Reduce the continuous opacity monitoring system data as specified in §60.13(h)(1); and

(5) Determine and record all the 6-minute averages (and 1-hour block averages as applicable) collected.

(n) For coal and liquid/gas energy recovery units, incinerators, and small remote incinerators, an owner or operator may elect to install, calibrate, maintain and operate a CEMS for monitoring particulate matter emissions discharged to the atmosphere and record the output of the system. The owner or operator of an affected facility who continuously monitors particulate matter emissions instead of conducting performance testing using EPA Method 5 at 40 CFR part 60, appendix A-3 or monitoring with a particulate matter CPMS according to paragraph (r) of this section, must install, calibrate, maintain and operate a PM CEMS and must comply with the requirements specified in paragraphs (n)(1) through (10) of this section:

(1) The PM CEMS must be installed, evaluated and operated in accordance with the requirements of performance specification 11 of appendix B of this part and quality assurance requirements of procedure 2 of appendix F of this part and §60.13;

(2) The initial performance evaluation must be completed no later than 180 days after the final compliance date for meeting the amended emission limitations, as specified under §60.2690 or within 180 days of notification to the Administrator of use of the continuous monitoring system if the owner or operator was previously determining compliance by Method 5 at 40 CFR part 60, appendix A-3 performance tests, whichever is later;

(3) The owner or operator of an affected facility may request that compliance with the particulate matter emission limit be determined using carbon dioxide measurements corrected to an equivalent of 7 percent oxygen. The relationship between oxygen and carbon dioxide levels for the affected facility must be established according to the procedures and methods specified in §60.2710(t)(4)(i) through (iv):



(4) The owner or operator of an affected facility must conduct an initial performance test for particulate matter emissions. If PM CEMS are elected for demonstrating compliance, and the initial performance test has not yet been conducted, then initial compliance must be determined by using the CEMS specified in paragraph (n) of this section to measure particulate matter. You must calculate a 30-day rolling average of 1-hour arithmetic average emission concentrations, including CEMS data during startup and shutdown, as defined in this subpart, using equation 19-19 in section 12.4.1 of EPA Reference Method 19 at 40 CFR part 60, appendix A-7 of this part;

(5) Continuous compliance with the particulate matter emission limit must be determined based on the 30-day rolling average calculated using equation 19-19 in section 12.4.1 of EPA Reference Method 19 at 40 CFR part 60, appendix A-7 of the part from the 1-hour arithmetic average of the CEMS outlet data.

(6) At a minimum, valid continuous monitoring system hourly averages must be obtained as specified §60.2735;

(7) The 1-hour arithmetic averages required under paragraph (n)(5) of this section must be expressed in milligrams per dry standard cubic meter corrected to 7 percent oxygen (or carbon dioxide)(dry basis) and must be used to calculate the 30-day rolling average emission concentrations. CEMS data during startup and shutdown, as defined in this subpart, are not corrected to 7 percent oxygen, and are measured at stack oxygen content. The 1-hour arithmetic averages must be calculated using the data points required under §60.13(e)(2);

(8) All valid CEMS data must be used in calculating average emission concentrations even if the minimum CEMS data requirements of paragraph (n)(6) of this section are not met;

(9) The CEMS must be operated according to performance specification 11 in appendix B of this part; and,

(10) Quarterly and yearly accuracy audits and daily drift, system optics, and sample volume checks must be performed in accordance with procedure 2 in appendix F of this part.

(o) To demonstrate initial and continuous compliance with the carbon monoxide emissions limit, a facility may substitute use of a CEMS for the carbon monoxide initial and annual performance test to demonstrate compliance with the carbon monoxide emissions limits:

(1) Install, calibrate, maintain, and operate a CEMS for measuring carbon monoxide emissions discharged to the atmosphere and record the output of the system. The requirements under performance specification 4A or 4B of appendix B of this part, the quality assurance procedure 1 of appendix F of this part and the procedures under §60.13 must be followed for installation, evaluation, and operation of the CEMS; and

(2) Compliance with the carbon monoxide emission limit shall be determined based on the 30-day rolling average of the hourly arithmetic average emission concentrations, including CEMS data during startup and shutdown as defined in this subpart, using CEMS outlet data. as outlined in §60.2710(u).

(p) The owner/operator of an affected source with a bypass stack shall install, calibrate (to manufacturers' specifications), maintain and operate a device or method for measuring the use of the bypass stack including date, time and duration.

(q) For energy recovery units with a heat input capacity of 100 MMBtu/hr or greater that do not use a carbon monoxide CEMS, you must install, operate and maintain the continuous oxygen monitoring system as defined in §60.2875 according to the procedures in paragraphs (q)(1) through (4) of this section:

(1) The oxygen analyzer system must be installed by the initial performance test date specified in §60.2675;

(2) You must operate the oxygen trim system within compliance with paragraph (q)(3) of this section at all times;

(3) You must maintain the oxygen level such that the 30-day rolling average that is established as the operating limit for oxygen according to paragraph (q)(4) of this section is not below the lowest hourly average oxygen concentration measured during the most recent CO performance test; and

(4) You must calculate and record a 30-day rolling average oxygen concentration using equation 19-19 in section 12.4.1 of EPA Reference Method 19 of appendix A-7 of this part.

(r) For energy recovery units with annual average heat input rates greater than or equal to 250 MMBtu/hr and waste-burning kilns, you must install, calibrate, maintain, and operate a PM CPMS and record the output of the system as specified in paragraphs (r)(1) through (8) of this section. For other energy recovery units, you may elect to use PM CPMS operated in accordance with this section. PM CPMS are suitable in lieu of using other CMS for monitoring PM compliance (*e.g.*, bag leak detectors, ESP secondary power, PM scrubber pressure):

(1) Install, calibrate, operate, and maintain your PM CPMS according to the procedures in your approved site-specific monitoring plan developed in accordance with §60.2710(l) and (r)(1)(i) through (iii) of this section:

(i) The operating principle of the PM CPMS must be based on in-stack or extractive light scatter, light scintillation, beta attenuation, or mass accumulation of the exhaust gas or representative sample. The reportable measurement output from the PM CPMS must be expressed as milliamps or the digital signal equivalent;

(ii) The PM CPMS must have a cycle time (*i.e.*, period required to complete sampling, measurement, and reporting for each measurement) no longer than 60 minutes; and

(iii) The PM CPMS must be capable of detecting and responding to particulate matter concentrations increments no greater than 0.5 mg/actual cubic meter.

(2) During the initial performance test or any such subsequent performance test that demonstrates compliance with the PM limit, you must adjust the site-specific operating limit in

accordance with the results of the performance test according to the procedures specified in §60.2675.

(3) Collect PM CPMS hourly average output data for all energy recovery unit or waste-burning kiln operating hours. Express the PM CPMS output as milliamps or the digital signal equivalent.

(4) Calculate the arithmetic 30-day rolling average of all of the hourly average PM CPMS output collected during all energy recovery unit or waste-burning kiln operating hours data (milliamps or digital bits).

(5) You must collect data using the PM CPMS at all times the energy recovery unit or waste-burning kiln is operating and at the intervals specified in paragraph (r)(1)(ii) of this section, except for periods of monitoring system malfunctions, repairs associated with monitoring system malfunctions, required monitoring system quality assurance or quality control activities (including, as applicable, calibration checks and required zero and span adjustments), and any scheduled maintenance as defined in your site-specific monitoring plan.

(6) You must use all the data collected during all energy recovery unit or waste-burning kiln operating hours in assessing the compliance with your operating limit except:

(i) Any data collected during monitoring system malfunctions, repairs associated with monitoring system malfunctions, or required monitoring system quality assurance or quality control activities conducted during monitoring system malfunctions are not used in calculations (report any such periods in your annual deviation report);

(ii) Any data collected during periods when the monitoring system is out of control as specified in your site-specific monitoring plan, repairs associated with periods when the monitoring system is out of control, or required monitoring system quality assurance or quality control activities conducted during out-of-control periods are not used in calculations (report emissions or operating levels and report any such periods in your annual deviation report); and

(iii) Any PM CPMS data recorded during periods of CEMS data during startup and shutdown, as defined in this subpart.

(7) You must record and make available upon request results of PM CPMS system performance audits, as well as the dates and duration of periods from when the PM CPMS is out of control until completion of the corrective actions necessary to return the PM CPMS to operation consistent with your site-specific monitoring plan.

(8) For any deviation of the 30-day rolling average PM CPMS average value from the established operating parameter limit, you must:

(i) Within 48 hours of the deviation, visually inspect the air pollution control device;

(ii) If inspection of the air pollution control device identifies the cause of the deviation, take corrective action as soon as possible and return the PM CPMS measurement to within the established value;

(iii) Within 30 days of the deviation or at the time of the annual compliance test, whichever comes first, conduct a PM emissions compliance test to determine compliance with the PM emissions limit and to verify the operation of the emissions control device(s). Within 45 days of the deviation, you must re-establish the CPMS operating limit. You are not required to conduct additional testing for any deviations that occur between the time of the original deviation and the PM emissions compliance test required under this paragraph; and

(iv) PM CPMS deviations leading to more than four required performance tests in a 12-month process operating period (rolling monthly) constitute a violation of this subpart.

(s) If you use a dry scrubber to comply with the emission limits of this subpart, you must monitor the injection rate of each sorbent and maintain the 3-hour block averages at or above the operating limits established during the hydrogen chloride performance test.

(t) If you are required to monitor clinker production because you comply with the production-rate based mercury limit for your waste-burning kiln, you must:


(1) Determine hourly clinker production by one of two methods:

(i) Install, calibrate, maintain, and operate a permanent weigh scale system to measure and record weight rates in tons-mass per hour of the amount of clinker produced. The system of measuring hourly clinker production must be maintained within  $\pm 5$  percent accuracy, or

(ii) Install, calibrate, maintain, and operate a permanent weigh scale system to measure and record weight rates in tons-mass per hour of the amount of feed to the kiln. The system of measuring feed must be maintained within  $\pm 5$  percent accuracy. Calculate your hourly clinker production rate using a kiln-specific feed to clinker ratio based on reconciled clinker production determined for accounting purposes and recorded feed rates. Update this ratio monthly. Note that if this ratio changes at clinker reconciliation, you must use the new ratio going forward, but you do not have to retroactively change clinker production rates previously estimated.

(2) Determine the accuracy of the system of measuring hourly clinker production (or feed mass flow if applicable) before the final compliance date of this rule and during each quarter of source operation.

(3) Conduct accuracy checks in accordance with the procedures outlined in your site-specific monitoring plan under §60.2710(l).

 [Back to Top](#)

## **§60.2735 Is there a minimum amount of monitoring data I must obtain?**

For each continuous monitoring system required or optionally allowed under §60.2730, you must monitor and collect data according to this section:

(a) You must operate the monitoring system and collect data at all required intervals at all times compliance is required except for periods of monitoring system malfunctions or out-of-control periods, repairs associated with monitoring system malfunctions or out-of-control periods (as specified in §60.2770(o)), and required monitoring system quality assurance or quality control activities including, as applicable, calibration checks and required zero and span adjustments. A monitoring system malfunction is any sudden, infrequent, not reasonably preventable failure of the monitoring system to provide valid data. Monitoring system failures that are caused in part by poor maintenance or careless operation are not malfunctions. You are required to effect monitoring system repairs in response to monitoring system malfunctions or out-of-control periods and to return the monitoring system to operation as expeditiously as practicable.

(b) You may not use data recorded during the monitoring system malfunctions, repairs associated with monitoring system malfunctions or out-of-control periods, or required monitoring system quality assurance or control activities in calculations used to report emissions or operating levels. You must use all the data collected during all other periods, including data normalized for above scale readings, in assessing the operation of the control device and associated control system.

(c) Except for periods of monitoring system malfunctions or out-of-control periods, repairs associated with monitoring system malfunctions or out-of-control periods, and required monitoring system quality assurance or quality control activities including, as applicable, calibration checks and required zero and span adjustments, failure to collect required data is a deviation of the monitoring requirements.

[⬆️ Back to Top](#)

## MODEL RULE—RECORDKEEPING AND REPORTING

[⬆️ Back to Top](#)

### §60.2740 What records must I keep?

You must maintain the items (as applicable) as specified in paragraphs (a), (b), and (e) through (w) of this section for a period of at least 5 years:

(a) Calendar date of each record;

(b) Records of the data described in paragraphs (b)(1) through (7) of this section:

(1) The CISWI charge dates, times, weights, and hourly charge rates;

(2) Liquor flow rate to the wet scrubber inlet every 15 minutes of operation, as applicable;

(3) Pressure drop across the wet scrubber system every 15 minutes of operation or amperage to the wet scrubber every 15 minutes of operation, as applicable;

(4) Liquor pH as introduced to the wet scrubber every 15 minutes of operation, as applicable;

(5) For affected CISWIs that establish operating limits for controls other than wet scrubbers under §60.2675(d) through (g) or §60.2680, you must maintain data collected for all operating parameters used to determine compliance with the operating limits. For energy recovery units using activated carbon injection or a dry scrubber, you must also maintain records of the load fraction and corresponding sorbent injection rate records; and

(6) If a fabric filter is used to comply with the emission limitations, you must record the date, time, and duration of each alarm and the time corrective action was initiated and completed, and a brief description of the cause of the alarm and the corrective action taken. You must also record the percent of operating time during each 6-month period that the alarm sounds, calculated as specified in §60.2675(c).

(7) If you monitor clinker production in accordance with §60.2730(t):

(i) Hourly clinker rate produced if clinker production is measured directly;

(ii) Hourly measured kiln feed rates and calculated clinker production rates if clinker production is not measured directly;

(iii) 30-day rolling averages for mercury in pounds per million tons of clinker produced;

(iv) The initial and quarterly accuracy of the system of measuring hourly clinker production (or feed mass flow).

(c)-(d) [Reserved]

(e) Identification of calendar dates and times for which data show a deviation from the operating limits in table 3 of this subpart or a deviation from other operating limits established under §60.2675(d) through (g) or §60.2680 with a description of the deviations, reasons for such deviations, and a description of corrective actions taken.

(f) The results of the initial, annual, and any subsequent performance tests conducted to determine compliance with the emission limits and/or to establish operating limits, as applicable. Retain a copy of the complete test report including calculations.

(g) Records showing the names of CISWI operators who have completed review of the information in §60.2660(a) as required by §60.2660(b), including the date of the initial review and all subsequent annual reviews.

(h) Records showing the names of the CISWI operators who have completed the operator training requirements under §60.2635, met the criteria for qualification under §60.2645, and maintained or renewed their qualification under §60.2650 or §60.2655.

Records must include documentation of training, the dates of the initial and refresher training, and the dates of their qualification and all subsequent renewals of such qualifications.

(i) For each qualified operator, the phone and/or pager number at which they can be reached during operating hours.

(j) Records of calibration of any monitoring devices as required under §60.2730.

(k) Equipment vendor specifications and related operation and maintenance requirements for the incinerator, emission controls, and monitoring equipment.

(l) The information listed in §60.2660(a).

(m) On a daily basis, keep a log of the quantity of waste burned and the types of waste burned (always required).

(n) Maintain records of the annual air pollution control device inspections that are required for each CISWI subject to the emissions limits in table 2 of this subpart or tables 6 through 9 of this subpart, any required maintenance and any repairs not completed within 10 days of an inspection or the timeframe established by the state regulatory agency.

(o) For continuously monitored pollutants or parameters, you must document and keep a record of the following parameters measured using continuous monitoring systems. If you monitor emissions with a CEMS, you must indicate which data are CEMS data during startup and shutdown:

- (1) All 6-minute average levels of opacity;
- (2) All 1-hour average concentrations of sulfur dioxide emissions;
- (3) All 1-hour average concentrations of nitrogen oxides emissions;
- (4) All 1-hour average concentrations of carbon monoxide emissions;
- (5) All 1-hour average concentrations of particulate matter emissions;
- (6) All 1-hour average concentrations of mercury emissions;
- (7) All 1-hour average concentrations of HCl CEMS outputs;
- (8) All 1-hour average percent oxygen concentrations; and
- (9) All 1-hour average PM CPMS readings or particulate matter CEMS outputs.

(p) Records indicating use of the bypass stack, including dates, times and durations.

(q) If you choose to stack test less frequently than annually, consistent with §60.2720(a) through (c), you must keep annual records that document that your emissions in the previous stack test(s) were less than 75 percent of the applicable emission limit and document that

there was no change in source operations including fuel composition and operation of air pollution control equipment that would cause emissions of the relevant pollutant to increase within the past year.

(r) Records of the occurrence and duration of each malfunction of operation (*i.e.*, process equipment) or the air pollution control and monitoring equipment.


(s) Records of all required maintenance performed on the air pollution control and monitoring equipment.

(t) Records of actions taken during periods of malfunction to minimize emissions in accordance with §60.11(d), including corrective actions to restore malfunctioning process and air pollution control and monitoring equipment to its normal or usual manner of operation.

(u) For operating units that combust non-hazardous secondary materials that have been determined not to be solid waste pursuant to §241.3(b)(1) of this chapter, you must keep a record which documents how the secondary material meets each of the legitimacy criteria under §241.3(d)(1). If you combust a fuel that has been processed from a discarded non-hazardous secondary material pursuant to §241.3(b)(4), you must keep records as to how the operations that produced the fuel satisfies the definition of processing in §241.2 and each of the legitimacy criteria in §241.3(d)(1) of this chapter. If the fuel received a non-waste determination pursuant to the petition process submitted under §241.3(c), you must keep a record that documents how the fuel satisfies the requirements of the petition process. For operating units that combust non-hazardous secondary materials as fuel per §241.4, you must keep records documenting that the material is a listed non-waste under §241.4(a).


(v) Records of the criteria used to establish that the unit qualifies as a small power production facility under section 3(17)(C) of the Federal Power Act (16 U.S.C. 796(17)(C)) and that the waste material the unit is proposed to burn is homogeneous.

(w) Records of the criteria used to establish that the unit qualifies as a cogeneration facility under section 3(18)(B) of the Federal Power Act (16 U.S.C. 796(18)(B)) and that the waste material the unit is proposed to burn is homogeneous.

 [Back to Top](#)

## **§60.2745 Where and in what format must I keep my records?**

All records must be available onsite in either paper copy or computer-readable format that can be printed upon request, unless an alternative format is approved by the Administrator.

 [Back to Top](#)

## **§60.2750 What reports must I submit?**

See table 5 of this subpart for a summary of the reporting requirements.



[⬆ Back to Top](#)

### **§60.2755 When must I submit my waste management plan?**

You must submit the waste management plan no later than the date specified in table 1 of this subpart for submittal of the final control plan.

[⬆ Back to Top](#)

### **§60.2760 What information must I submit following my initial performance test?**

You must submit the information specified in paragraphs (a) through (c) of this section no later than 60 days following the initial performance test. All reports must be signed by the facilities manager:

(a) The complete test report for the initial performance test results obtained under §60.2700, as applicable;

(b) The values for the site-specific operating limits established in §60.2675 or §60.2680; and

(c) If you are using a fabric filter to comply with the emission limitations, documentation that a bag leak detection system has been installed and is being operated, calibrated, and maintained as required by §60.2730(b).

[⬆ Back to Top](#)

### **§60.2765 When must I submit my annual report?**

You must submit an annual report no later than 12 months following the submission of the information in §60.2760. You must submit subsequent reports no more than 12 months following the previous report. (If the unit is subject to permitting requirements under title V of the Clean Air Act, you may be required by the permit to submit these reports more frequently.)

[⬆ Back to Top](#)

### **§60.2770 What information must I include in my annual report?**

The annual report required under §60.2765 must include the items listed in paragraphs (a) through (p) of this section. If you have a deviation from the operating limits or the emission limitations, you must also submit deviation reports as specified in §§60.2775, 60.2780, and 60.2785:

(a) Company name and address;

(b) Statement by a responsible official, with that official's name, title, and signature, certifying the accuracy of the content of the report;

- (c) Date of report and beginning and ending dates of the reporting period;
- (d) The values for the operating limits established pursuant to §60.2675 or §60.2680;
- (e) If no deviation from any emission limitation or operating limit that applies to you has been reported, a statement that there was no deviation from the emission limitations or operating limits during the reporting period;
- (f) The highest recorded 3-hour average and the lowest recorded 3-hour average (30-day average for energy recovery units), as applicable, for each operating parameter recorded for the calendar year being reported;
- (g) Information recorded under §60.2740(b)(6) and (c) through (e) for the calendar year being reported;
- (h) For each performance test conducted during the reporting period, if any performance test is conducted, the process unit(s) tested, the pollutant(s) tested and the date that such performance test was conducted. Submit, following the procedure specified in §60.2795(b) (1), the performance test report no later than the date that you submit the annual report;
- (i) If you met the requirements of §60.2720(a) or (b), and did not conduct a performance test during the reporting period, you must state that you met the requirements of §60.2720(a) or (b), and, therefore, you were not required to conduct a performance test during the reporting period;
- (j) Documentation of periods when all qualified CISWI operators were unavailable for more than 8 hours, but less than 2 weeks;
- (k) If you had a malfunction during the reporting period, the compliance report must include the number, duration, and a brief description for each type of malfunction that occurred during the reporting period and that caused or may have caused any applicable emission limitation to be exceeded. The report must also include a description of actions taken by an owner or operator during a malfunction of an affected source to minimize emissions in accordance with §60.11(d), including actions taken to correct a malfunction;
- (l) For each deviation from an emission or operating limitation that occurs for a CISWI for which you are not using a CMS to comply with the emission or operating limitations in this subpart, the annual report must contain the following information:
  - (1) The total operating time of the CISWI at which the deviation occurred during the reporting period; and
  - (2) Information on the number, duration, and cause of deviations (including unknown cause, if applicable), as applicable, and the corrective action taken.
- (m) If there were periods during which the continuous monitoring system, including the CEMS, was out of control as specified in paragraph (o) of this section, the annual report must contain the following information for each deviation from an emission or operating limitation


occurring for a CISWI for which you are using a continuous monitoring system to comply with the emission and operating limitations in this subpart:

- (1) The date and time that each malfunction started and stopped;
  - (2) The date, time, and duration that each CMS was inoperative, except for zero (low-level) and high-level checks;
  - (3) The date, time, and duration that each continuous monitoring system was out-of-control, including start and end dates and hours and descriptions of corrective actions taken;
  - (4) The date and time that each deviation started and stopped, and whether each deviation occurred during a period of malfunction or during another period;
  - (5) A summary of the total duration of the deviation during the reporting period, and the total duration as a percent of the total source operating time during that reporting period;
  - (6) A breakdown of the total duration of the deviations during the reporting period into those that are due to control equipment problems, process problems, other known causes, and other unknown causes;
  - (7) A summary of the total duration of continuous monitoring system downtime during the reporting period, and the total duration of continuous monitoring system downtime as a percent of the total operating time of the CISWI at which the continuous monitoring system downtime occurred during that reporting period;
  - (8) An identification of each parameter and pollutant that was monitored at the CISWI;
  - (9) A brief description of the CISWI;
  - (10) A brief description of the continuous monitoring system;
  - (11) The date of the latest continuous monitoring system certification or audit; and
  - (12) A description of any changes in continuous monitoring system, processes, or controls since the last reporting period.
- (n) If there were periods during which the continuous monitoring system, including the CEMS, was not out of control as specified in paragraph (o) of this section, a statement that there were not periods during which the continuous monitoring system was out of control during the reporting period.
- (o) A continuous monitoring system is out of control if any of the following occur:
- (1) The zero (low-level), mid-level (if applicable), or high-level calibration drift exceeds two times the applicable calibration drift specification in the applicable performance specification or in the relevant standard;

(2) The continuous monitoring system fails a performance test audit (e.g., cylinder gas audit), relative accuracy audit, relative accuracy test audit, or linearity test audit; and

(3) The continuous opacity monitoring system calibration drift exceeds two times the limit in the applicable performance specification in the relevant standard.


(p) For energy recovery units, include the annual heat input and average annual heat input rate of all fuels being burned in the unit to verify which subcategory of energy recovery unit applies.

 [Back to Top](#)

### **§60.2775 What else must I report if I have a deviation from the operating limits or the emission limitations?**

(a) You must submit a deviation report if any recorded 3-hour average (30-day average for energy recovery units or for PM CPMS) parameter level is above the maximum operating limit or below the minimum operating limit established under this subpart, if the bag leak detection system alarm sounds for more than 5 percent of the operating time for the 6-month reporting period, if a performance test was conducted that deviated from any emission limitation, if a 30-day average measured using a CEMS deviated from any emission limitation.

(b) The deviation report must be submitted by August 1 of that year for data collected during the first half of the calendar year (January 1 to June 30), and by February 1 of the following year for data you collected during the second half of the calendar year (July 1 to December 31).

 [Back to Top](#)

### **§60.2780 What must I include in the deviation report?**

In each report required under §60.2775, for any pollutant or parameter that deviated from the emission limitations or operating limits specified in this subpart, include the four items described in paragraphs (a) through (d) of this section:

(a) The calendar dates and times your unit deviated from the emission limitations or operating limit requirements;


(b) The averaged and recorded data for those dates;

(c) Durations and causes of the following:

(1) Each deviation from emission limitations or operating limits and your corrective actions; and

(2) Bypass events and your corrective actions.

(d) A copy of the operating limit monitoring data during each deviation and for any test report that documents the emission levels the process unit(s) tested, the pollutant(s) tested and the date that the performance test was conducted. Submit, following the procedure specified in §60.2795(b)(1), the performance test report no later than the date that you submit the deviation report.

 [Back to Top](#)

### **§60.2785 What else must I report if I have a deviation from the requirement to have a qualified operator accessible?**

(a) If all qualified operators are not accessible for 2 weeks or more, you must take the two actions in paragraphs (a)(1) and (2) of this section:

(1) Submit a notification of the deviation within 10 days that includes the three items in paragraphs (a)(1)(i) through (iii) of this section:

(i) A statement of what caused the deviation;

(ii) A description of what you are doing to ensure that a qualified operator is accessible; and

(iii) The date when you anticipate that a qualified operator will be available.


(2) Submit a status report to the Administrator every 4 weeks that includes the three items in paragraphs (a)(2)(i) through (iii) of this section:

(i) A description of what you are doing to ensure that a qualified operator is accessible;

(ii) The date when you anticipate that a qualified operator will be accessible; and

(iii) Request approval from the Administrator to continue operation of the CISWI.

(b) If your unit was shut down by the Administrator, under the provisions of §60.2665(b)(2), due to a failure to provide an accessible qualified operator, you must notify the Administrator that you are resuming operation once a qualified operator is accessible.

 [Back to Top](#)

### **§60.2790 Are there any other notifications or reports that I must submit?**

(a) Yes. You must submit notifications as provided by §60.7.

(b) If you cease combusting solid waste but continue to operate, you must provide 30 days prior notice of the effective date of the waste-to-fuel switch, consistent with §60.2710(a). The notification must identify:


(1) The name of the owner or operator of the CISWI, the location of the source, the emissions unit(s) that will cease burning solid waste, and the date of the notice;

(2) The currently applicable subcategory under this subpart, and any 40 CFR part 63 subpart and subcategory that will be applicable after you cease combusting solid waste;

(3) The fuel(s), non-waste material(s) and solid waste(s) the CISWI is currently combusting and has combusted over the past 6 months, and the fuel(s) or non-waste materials the unit will commence combusting;

(4) The date on which you became subject to the currently applicable emission limits; and

(5) The date upon which you will cease combusting solid waste, and the date (if different) that you intend for any new requirements to become applicable (*i.e.*, the effective date of the waste-to-fuel switch), consistent with paragraphs (b)(2) and (3) of this section.

 [Back to Top](#)

### **§60.2795 In what form can I submit my reports?**

(a) Submit initial, annual and deviation reports electronically or in paper format, postmarked on or before the submittal due dates. Beginning on April 16, 2021 or once the reporting form has been available in CEDRI for 1 year, whichever is later, you must submit subsequent reports on or before the submittal dates to the EPA via the Compliance and Emissions Data Reporting Interface (CEDRI), which CEDRI can be accessed through the EPA's Central Data Exchange (CDX) (<https://cdx.epa.gov/>). Use the appropriate electronic report in CEDRI for this subpart or an alternate electronic file format consistent with the extensible markup language (XML) schema listed on the CEDRI website (<https://www3.epa.gov/ttn/chief/cedri/index.html>). When the date forms become available in CEDRI will be listed on the CEDRI website. The reports must be submitted by the deadlines specified in this subpart, regardless of the method in which the report is submitted.

(b) Submit results of each performance test and CEMS performance evaluation required by this subpart as follows:

(1) Within 60 days after the date of completing each performance test (see §60.8) required by this subpart, you must submit the results of the performance test following the procedure specified in either paragraph (b)(1)(i) or (b)(1)(ii) of this section:

(i) For data collected using test methods supported by the EPA's Electronic Reporting Tool (ERT) as listed on the EPA's ERT website ([https://www3.epa.gov/ttn/chief/ert/ert\\_\\_\\_info.html](https://www3.epa.gov/ttn/chief/ert/ert___info.html)) at the time of the test, you must submit the results of the performance test to the EPA via the CEDRI. (CEDRI can be accessed through the EPA's CDX (<https://cdx.epa.gov/>.) Performance test data must be submitted in a file format generated through the use of the EPA's ERT or an alternate electronic file format consistent with the XML schema listed on the EPA's ERT website. If you claim that some of the performance test information being submitted is confidential business information (CBI), you must submit a complete file generated through the use of the EPA's ERT or an alternate electronic file consistent with the XML schema listed on the EPA's ERT website, including information claimed to be CBI, on a compact disc, flash drive, or other commonly used

electronic storage media to the EPA. The electronic media must be clearly marked as CBI and mailed to U.S. EPA/OAQPS/CORE CBI Office, Attention: Group Leader, Measurement Policy Group, MD C404-02, 4930 Old Page Rd., Durham, NC 27703. The same ERT or alternate file with the CBI omitted must be submitted to the EPA via the EPA's CDX as described earlier in this paragraph; and

(ii) For data collected using test methods that are not supported by the EPA's ERT as listed on the EPA's ERT website at the time of the test, you must submit the results of the performance test to the Administrator at the appropriate address listed in §60.4.

(2) Within 60 days after the date of completing each continuous emissions monitoring system performance evaluation you must submit the results of the performance evaluation following the procedure specified in either paragraph (b)(1) or (2) of this section:

(i) For performance evaluations of continuous monitoring systems measuring relative accuracy test audit (RATA) pollutants that are supported by the EPA's ERT as listed on the EPA's ERT website at the time of the evaluation, you must submit the results of the performance evaluation to the EPA via the CEDRI. CEDRI can be accessed through the EPA's CDX. Performance evaluation data must be submitted in a file format generated through the use of the EPA's ERT or an alternate file format consistent with the XML schema listed on the EPA's ERT website. If you claim that some of the performance evaluation information being submitted is CBI, you must submit a complete file generated through the use of the EPA's ERT or an alternate electronic file consistent with the XML schema listed on the EPA's ERT website, including information claimed to be CBI, on a compact disc, flash drive, or other commonly used electronic storage media to the EPA. The electronic storage media must be clearly marked as CBI and mailed to U.S. EPA/OAQPS/CORE CBI Office, Attention: Group Leader, Measurement Policy Group, MD C404-02, 4930 Old Page Rd., Durham, NC 27703. The same ERT or alternate file with the CBI omitted must be submitted to the EPA via the EPA's CDX as described earlier in this paragraph; and

(ii) For any performance evaluations of continuous monitoring systems measuring RATA pollutants that are not supported by the EPA's ERT as listed on the EPA's ERT website at the time of the evaluation, you must submit the results of the performance evaluation to the Administrator at the appropriate address listed in §60.4.

(c) If you are required to electronically submit a report through the Compliance and Emissions Data Reporting Interface (CEDRI) in the EPA's Central Data Exchange (CDX), and due to a planned or actual outage of either the EPA's CEDRI or CDX systems within the period of time beginning 5 business days prior to the date that the submission is due, you will be or are precluded from accessing CEDRI or CDX and submitting a required report within the time prescribed, you may assert a claim of EPA system outage for failure to timely comply with the reporting requirement. You must submit notification to the Administrator in writing as soon as possible following the date you first knew, or through due diligence should have known, that the event may cause or caused a delay in reporting. You must provide to the Administrator a written description identifying the date, time and length of the outage; a rationale for attributing the delay in reporting beyond the regulatory deadline to the EPA system outage; describe the measures taken or to be taken to minimize the delay in

reporting; and identify a date by which you propose to report, or if you have already met the reporting requirement at the time of the notification, the date you reported. In any circumstance, the report must be submitted electronically as soon as possible after the outage is resolved. The decision to accept the claim of EPA system outage and allow an extension to the reporting deadline is solely within the discretion of the Administrator.

(d) If you are required to electronically submit a report through CEDRI in the EPA's CDX and a force majeure event is about to occur, occurs, or has occurred or there are lingering effects from such an event within the period of time beginning 5 business days prior to the date the submission is due, the owner or operator may assert a claim of force majeure for failure to timely comply with the reporting requirement. For the purposes of this section, a force majeure event is defined as an event that will be or has been caused by circumstances beyond the control of the affected facility, its contractors, or any entity controlled by the affected facility that prevents you from complying with the requirement to submit a report electronically within the time period prescribed. Examples of such events are acts of nature (e.g., hurricanes, earthquakes, or floods), acts of war or terrorism, or equipment failure or safety hazard beyond the control of the affected facility (e.g., large scale power outage). If you intend to assert a claim of force majeure, you must submit notification to the Administrator in writing as soon as possible following the date you first knew, or through due diligence should have known, that the event may cause or caused a delay in reporting. You must provide to the Administrator a written description of the force majeure event and a rationale for attributing the delay in reporting beyond the regulatory deadline to the force majeure event; describe the measures taken or to be taken to minimize the delay in reporting; and identify a date by which you propose to report, or if you have already met the reporting requirement at the time of the notification, the date you reported. In any circumstance, the reporting must occur as soon as possible after the force majeure event occurs. The decision to accept the claim of force majeure and allow an extension to the reporting deadline is solely within the discretion of the Administrator.

[⤴ Back to Top](#)

### **§60.2800 Can reporting dates be changed?**

If the Administrator agrees, you may change the semiannual or annual reporting dates. See §60.19(c) for procedures to seek approval to change your reporting date.

[⤴ Back to Top](#)

## **MODEL RULE—TITLE V OPERATING PERMITS**

[⤴ Back to Top](#)

### **§60.2805 Am I required to apply for and obtain a Title V operating permit for my unit?**

Yes. Each CISWI and ACI subject to standards under this subpart must operate pursuant to a permit issued under Clean Air Act sections 129(e) and Title V.

[⤴ Back to Top](#)



## MODEL RULE—AIR CURTAIN INCINERATORS (ACIs)

[🔼 Back to Top](#)

### **§60.2810 What is an air curtain incinerator?**

(a) An ACI operates by forcefully projecting a curtain of air across an open chamber or open pit in which combustion occurs. Incinerators of this type can be constructed above or below ground and with or without refractory walls and floor. Air curtain incinerators are not to be confused with conventional combustion devices with enclosed fireboxes and controlled air technology such as mass burn, modular, and fluidized bed combustors.

(b) Air curtain incinerators that burn only the materials listed in paragraphs (b)(1) through (3) of this section are only required to meet the requirements under §60.2805 and under “Air Curtain Incinerators” (§§60.2810 through 60.2870):

- (1) 100 percent wood waste;
- (2) 100 percent clean lumber; and
- (3) 100 percent mixture of only wood waste, clean lumber, and/or yard waste.

[🔼 Back to Top](#)

### **§60.2815 What are my requirements for meeting increments of progress and achieving final compliance?**

If you plan to achieve compliance more than 1 year following the effective date of state plan approval, you must meet the two increments of progress specified in paragraphs (a) and (b) of this section:

- (a) Submit a final control plan; and
- (b) Achieve final compliance.

[🔼 Back to Top](#)

### **§60.2820 When must I complete each increment of progress?**

Table 1 of this subpart specifies compliance dates for each of the increments of progress.

[🔼 Back to Top](#)

### **§60.2825 What must I include in the notifications of achievement of increments of progress?**

Your notification of achievement of increments of progress must include the three items described in paragraphs (a) through (c) of this section:

- (a) Notification that the increment of progress has been achieved;
- (b) Any items required to be submitted with each increment of progress (see §60.2840); and
- (c) Signature of the owner or operator of the incinerator.

[⬆ Back to Top](#)

### **§60.2830 When must I submit the notifications of achievement of increments of progress?**

Notifications for achieving increments of progress must be postmarked no later than 10 business days after the compliance date for the increment.

[⬆ Back to Top](#)

### **§60.2835 What if I do not meet an increment of progress?**

If you fail to meet an increment of progress, you must submit a notification to the Administrator postmarked within 10 business days after the date for that increment of progress in table 1 of this subpart. You must inform the Administrator that you did not meet the increment, and you must continue to submit reports each subsequent calendar month until the increment of progress is met.

[⬆ Back to Top](#)

### **§60.2840 How do I comply with the increment of progress for submittal of a control plan?**

For your control plan increment of progress, you must satisfy the two requirements specified in paragraphs (a) and (b) of this section:

- (a) Submit the final control plan, including a description of any devices for air pollution control and any process changes that you will use to comply with the emission limitations and other requirements of this subpart; and
- (b) Maintain an onsite copy of the final control plan.

[⬆ Back to Top](#)

### **§60.2845 How do I comply with the increment of progress for achieving final compliance?**

For the final compliance increment of progress, you must complete all process changes and retrofit construction of control devices, as specified in the final control plan, so that, if the affected incinerator is brought online, all necessary process changes and air pollution control devices would operate as designed.

[⬆ Back to Top](#)

### **§60.2850 What must I do if I close my air curtain incinerator and then restart it?**

(a) If you close your incinerator but will reopen it prior to the final compliance date in your state plan, you must meet the increments of progress specified in §60.2815.

(b) If you close your incinerator but will restart it after your final compliance date, you must complete emission control retrofits and meet the emission limitations on the date your incinerator restarts operation.

[⬆ Back to Top](#)

### **§60.2855 What must I do if I plan to permanently close my air curtain incinerator and not restart it?**

If you plan to close your incinerator rather than comply with the state plan, submit a closure notification, including the date of closure, to the Administrator by the date your final control plan is due.

[⬆ Back to Top](#)

### **§60.2860 What are the emission limitations for air curtain incinerators?**

After the date the initial stack test is required or completed (whichever is earlier), you must meet the limitations in paragraphs (a) and (b) of this section:

(a) Maintain opacity to less than or equal to 10 percent opacity (as determined by the average of three 1-hour blocks consisting of ten 6-minute average opacity values), except as described in paragraph (b) of this section; and

(b) Maintain opacity to less than or equal to 35 percent opacity (as determined by the average of three 1-hour blocks consisting of ten 6-minute average opacity values) during the startup period that is within the first 30 minutes of operation.

[⬆ Back to Top](#)

### **§60.2865 How must I monitor opacity for air curtain incinerators?**

(a) Use Method 9 of appendix A of this part to determine compliance with the opacity limitation.

(b) Conduct an initial test for opacity as specified in §60.8 no later than 180 days after your final compliance date.

(c) After the initial test for opacity, conduct annual tests no more than 12 calendar months following the date of your previous test.

[⬆ Back to Top](#)

## **§60.2870 What are the recordkeeping and reporting requirements for air curtain incinerators?**

(a) Keep records of results of all initial and annual opacity tests onsite in either paper copy or electronic format, unless the Administrator approves another format, for at least 5 years.

(b) Make all records available for submittal to the Administrator or for an inspector's onsite review.

(c) Submit an initial report no later than 60 days following the initial opacity test that includes the information specified in paragraphs (c)(1) and (2) of this section:

(1) The types of materials you plan to combust in your ACI; and

(2) The results (as determined by the average of three 1-hour blocks consisting of ten 6-minute average opacity values) of the initial opacity tests.

(d) Submit annual opacity test results within 12 months following the previous report.

(e) Submit initial and annual opacity test reports as electronic or paper copy on or before the applicable submittal date and keep a copy onsite for a period of 5 years.

[🔼 Back to Top](#)

## **MODEL RULE—DEFINITIONS**

[🔼 Back to Top](#)

## **§60.2875 What definitions must I know?**

Terms used but not defined in this subpart are defined in the Clean Air Act and subparts A and B of this part.

*30-day rolling average* means the arithmetic mean of the previous 720 hours of valid operating data. Valid data excludes periods when this unit is not operating. The 720 hours should be consecutive, but not necessarily continuous if operations are intermittent.

*Administrator* means the Administrator of the U.S. Environmental Protection Agency or his/her authorized representative or Administrator of a State Air Pollution Control Agency.

*Agricultural waste* means vegetative agricultural materials such as nut and grain hulls and chaff (e.g., almond, walnut, peanut, rice, and wheat), bagasse, orchard prunings, corn stalks, coffee bean hulls and grounds, and other vegetative waste materials generated as a result of agricultural operations.

*Air curtain incinerator (ACI)* means an incinerator that operates by forcefully projecting a curtain of air across an open chamber or pit in which combustion occurs. Incinerators of this type can be constructed above or below ground and with or without refractory walls and floor.

Air curtain incinerators are not to be confused with conventional combustion devices with enclosed fireboxes and controlled air technology such as mass burn, modular, and fluidized bed combustors.

*Annual heat input* means the heat input for the 12 months preceding the compliance demonstration.

*Auxiliary fuel* means natural gas, liquified petroleum gas, fuel oil, or diesel fuel.

*Average annual heat input rate* means annual heat input divided by the hours of operation for the 12 months preceding the compliance demonstration.

*Bag leak detection system* means an instrument that is capable of monitoring particulate matter loadings in the exhaust of a fabric filter (*i.e.*, baghouse) in order to detect bag failures. A bag leak detection system includes, but is not limited to, an instrument that operates on triboelectric, light scattering, light transmittance, or other principle to monitor relative particulate matter loadings.

*Burn-off oven* means any rack reclamation unit, part reclamation unit, or drum reclamation unit. A burn-off oven is not an incinerator, waste-burning kiln, an energy recovery unit or a small, remote incinerator under this subpart.

*Bypass stack* means a device used for discharging combustion gases to avoid severe damage to the air pollution control device or other equipment.

*Calendar quarter* means three consecutive months (nonoverlapping) beginning on: January 1, April 1, July 1, or October 1.

*Calendar year* means 365 consecutive days starting on January 1 and ending on December 31.

*CEMS data during startup and shutdown* means the following:

(1) For incinerators and small remote incinerators: CEMS data collected during the first hours of operation of a CISWI startup from a cold start until waste is fed into the unit and the hours of operation following the cessation of waste material being fed to the CISWI during a unit shutdown. For each startup event, the length of time that CEMS data may be claimed as being CEMS data during startup must be 48 operating hours or less. For each shutdown event, the length of time that CEMS data may be claimed as being CEMS data during shutdown must be 24 operating hours or less;

(2) For energy recovery units: CEMS data collected during the startup or shutdown periods of operation. Startup begins with either the first-ever firing of fuel in a boiler or process heater for the purpose of supplying useful thermal energy (such as steam or heat) for heating, cooling or process purposes, or producing electricity, or the firing of fuel in a boiler or process heater for any purpose after a shutdown event. Startup ends four hours after when the boiler or process heater makes useful thermal energy (such as heat or steam) for heating, cooling, or process purposes, or generates electricity, whichever is earlier.

Shutdown begins when the boiler or process heater no longer makes useful thermal energy (such as heat or steam) for heating, cooling, or process purposes and/or generates electricity or when no fuel is being fed to the boiler or process heater, whichever is earlier. Shutdown ends when the boiler or process heater no longer makes useful thermal energy (such as steam or heat) for heating, cooling, or process purposes and/or generates electricity, and no fuel is being combusted in the boiler or process heater; and

(3) For waste-burning kilns: CEMS data collected during the periods of kiln operation that do not include normal operations. Startup means the time from when a shutdown kiln first begins firing fuel until it begins producing clinker. Startup begins when a shutdown kiln turns on the induced draft fan and begins firing fuel in the main burner. Startup ends when feed is being continuously introduced into the kiln for at least 120 minutes or when the feed rate exceeds 60 percent of the kiln design limitation rate, whichever occurs first. Shutdown means the cessation of kiln operation. Shutdown begins when feed to the kiln is halted and ends when continuous kiln rotation ceases.

*Chemical recovery unit* means combustion units burning materials to recover chemical constituents or to produce chemical compounds where there is an existing commercial market for such recovered chemical constituents or compounds. A chemical recovery unit is not an incinerator, a waste-burning kiln, an energy recovery unit or a small, remote incinerator under this subpart. The following seven types of units are considered chemical recovery units:

(1) Units burning only pulping liquors (*i.e.*, black liquor) that are reclaimed in a pulping liquor recovery process and reused in the pulping process;

(2) Units burning only spent sulfuric acid used to produce virgin sulfuric acid;

(3) Units burning only wood or coal feedstock for the production of charcoal;

(4) Units burning only manufacturing byproduct streams/residue containing catalyst metals that are reclaimed and reused as catalysts or used to produce commercial grade catalysts;

(5) Units burning only coke to produce purified carbon monoxide that is used as an intermediate in the production of other chemical compounds;

(6) Units burning only hydrocarbon liquids or solids to produce hydrogen, carbon monoxide, synthesis gas, or other gases for use in other manufacturing processes; and

(7) Units burning only photographic film to recover silver.

*Chemotherapeutic waste* means waste material resulting from the production or use of antineoplastic agents used for the purpose of stopping or reversing the growth of malignant cells.

*Clean lumber* means wood or wood products that have been cut or shaped and include wet, air-dried, and kiln-dried wood products. Clean lumber does not include wood products

that have been painted, pigment-stained, or pressure-treated by compounds such as chromate copper arsenate, pentachlorophenol, and creosote.

*Commercial and industrial solid waste incineration unit (CISWI)* means any distinct operating unit of any commercial or industrial facility that combusts, or has combusted in the preceding 6 months, any solid waste as that term is defined in 40 CFR part 241. If the operating unit burns materials other than traditional fuels as defined in §241.2 that have been discarded, and you do not keep and produce records as required by §60.2740(u), the operating unit is a CISWI. While not all CISWIs will include all of the following components, a CISWI includes, but is not limited to, the solid waste feed system, grate system, flue gas system, waste heat recovery equipment, if any, and bottom ash system. The CISWI does not include air pollution control equipment or the stack. The CISWI boundary starts at the solid waste hopper (if applicable) and extends through two areas: The combustion unit flue gas system, which ends immediately after the last combustion chamber or after the waste heat recovery equipment, if any; and the combustion unit bottom ash system, which ends at the truck loading station or similar equipment that transfers the ash to final disposal. The CISWI includes all ash handling systems connected to the bottom ash handling system.

*Contained gaseous material* means gases that are in a container when that container is combusted.

*Continuous emission monitoring system (CEMS)* means the total equipment that may be required to meet the data acquisition and availability requirements of this subpart, used to sample, condition (if applicable), analyze, and provide a record of emissions.

*Continuous monitoring system (CMS)* means the total equipment, required under the emission monitoring sections in applicable subparts, used to sample and condition (if applicable), to analyze, and to provide a permanent record of emissions or process parameters. A particulate matter continuous parameter monitoring system (PM CPMS) is a type of CMS.

*Cyclonic burn barrel* means a combustion device for waste materials that is attached to a 55 gallon, open-head drum. The device consists of a lid, which fits onto and encloses the drum, and a blower that forces combustion air into the drum in a cyclonic manner to enhance the mixing of waste material and air. A cyclonic burn barrel is not an incinerator, a waste-burning kiln, an energy recovery unit or a small, remote incinerator under this subpart.

*Deviation* means any instance in which an affected source subject to this subpart, or an owner or operator of such a source:

(1) Fails to meet any requirement or obligation established by this subpart, including but not limited to any emission limitation, operating limit, or operator qualification and accessibility requirements; and

(2) Fails to meet any term or condition that is adopted to implement an applicable requirement in this subpart and that is included in the operating permit for any affected source required to obtain such a permit.

*Dioxins/furans* means tetra-through octachlorinated dibenzo-p-dioxins and dibenzofurans.

*Discard* means, for purposes of this subpart and 40 CFR part 60, subpart DDDD, only, burned in an incineration unit without energy recovery.

*Drum reclamation unit* means a unit that burns residues out of drums (e.g., 55 gallon drums) so that the drums can be reused.

*Dry scrubber* means an add-on air pollution control system that injects dry alkaline sorbent (dry injection) or sprays an alkaline sorbent (spray dryer) to react with and neutralize acid gas in the exhaust stream forming a dry powder material. Sorbent injection systems in fluidized bed boilers and process heaters are included in this definition. A dry scrubber is a dry control system.

*Energy recovery* means the process of recovering thermal energy from combustion for useful purposes such as steam generation or process heating.

*Energy recovery unit* means a combustion unit combusting solid waste (as that term is defined by the Administrator in 40 CFR part 241) for energy recovery. Energy recovery units include units that would be considered boilers and process heaters if they did not combust solid waste.

*Energy recovery unit designed to burn biomass (Biomass)* means an energy recovery unit that burns solid waste, biomass, and non-coal solid materials but less than 10 percent coal, on a heat input basis on an annual average, either alone or in combination with liquid waste, liquid fuel or gaseous fuels.

*Energy recovery unit designed to burn coal (Coal)* means an energy recovery unit that burns solid waste and at least 10 percent coal on a heat input basis on an annual average, either alone or in combination with liquid waste, liquid fuel or gaseous fuels.

*Energy recovery unit designed to burn liquid waste materials and gas (Liquid/gas)* means an energy recovery unit that burns a liquid waste with liquid or gaseous fuels not combined with any solid fuel or waste materials.

*Energy recovery unit designed to burn solid materials (Solids)* includes energy recovery units designed to burn coal and energy recovery units designed to burn biomass.

*Fabric filter* means an add-on air pollution control device used to capture particulate matter by filtering gas streams through filter media, also known as a baghouse.

*Foundry sand thermal reclamation unit* means a type of part reclamation unit that removes coatings that are on foundry sand. A foundry sand thermal reclamation unit is not an incinerator, a waste-burning kiln, an energy recovery unit or a small, remote incinerator under this subpart.



*Incinerator* means any furnace used in the process of combusting solid waste (as that term is defined by the Administrator in 40 CFR part 241) for the purpose of reducing the volume of the waste by removing combustible matter. Incinerator designs include single chamber and two-chamber.

*In-line coal mill* means those coal mills using kiln exhaust gases in their process. Coal mills with a heat source other than the kiln or coal mills using exhaust gases from the clinker cooler alone are not an in-line coal mill.

*In-line kiln/raw mill* means a system in a Portland Cement production process where a dry kiln system is integrated with the raw mill so that all or a portion of the kiln exhaust gases are used to perform the drying operation of the raw mill, with no auxiliary heat source used. In this system the kiln is capable of operating without the raw mill operating, but the raw mill cannot operate without the kiln gases, and consequently, the raw mill does not generate a separate exhaust gas stream.

*Kiln* means an oven or furnace, including any associated preheater or precalciner devices, in-line raw mills, in-line coal mills or alkali bypasses used for processing a substance by burning, firing or drying. Kilns include cement kilns that produce clinker by heating limestone and other materials for subsequent production of Portland Cement. Because the alkali bypass, in-line raw mill and in-line coal mill are considered an integral part of the kiln, the kiln emissions limits also apply to the exhaust of the alkali bypass, in-line raw mill and in-line coal mill.

*Laboratory analysis unit* means units that burn samples of materials for the purpose of chemical or physical analysis. A laboratory analysis unit is not an incinerator, waste-burning kiln, an energy recovery unit or a small, remote incinerator under this subpart.

*Load fraction* means the actual heat input of an energy recovery unit divided by heat input during the performance test that established the minimum sorbent injection rate or minimum activated carbon injection rate, expressed as a fraction (e.g., for 50 percent load the load fraction is 0.5).

*Low-level radioactive waste* means waste material which contains radioactive nuclides emitting primarily beta or gamma radiation, or both, in concentrations or quantities that exceed applicable federal or state standards for unrestricted release. Low-level radioactive waste is not high-level radioactive waste, spent nuclear fuel, or by-product material as defined by the Atomic Energy Act of 1954 (42 U.S.C. 2014(e)(2)).

*Malfunction* means any sudden, infrequent, and not reasonably preventable failure of air pollution control equipment, process equipment, or a process to operate in a normal or usual manner. Failures that are caused, in part, by poor maintenance or careless operation are not malfunctions.

*Minimum voltage or amperage* means 90 percent of the lowest test-run average voltage or amperage to the electrostatic precipitator measured during the most recent particulate matter or mercury performance test demonstrating compliance with the applicable emission limits

*Modification or modified CISWI* means a CISWI that has been changed later than August 7, 2013, and that meets one of two criteria:

(1) The cumulative cost of the changes over the life of the unit exceeds 50 percent of the original cost of building and installing the CISWI (not including the cost of land) updated to current costs (current dollars). To determine what systems are within the boundary of the CISWI used to calculate these costs, see the definition of CISWI; and

(2) Any physical change in the CISWI or change in the method of operating it that increases the amount of any air pollutant emitted for which section 129 or section 111 of the Clean Air Act has established standards.

*Municipal solid waste or municipal-type solid waste* means household, commercial/retail, or institutional waste. Household waste includes material discarded by residential dwellings, hotels, motels, and other similar permanent or temporary housing. Commercial/retail waste includes material discarded by stores, offices, restaurants, warehouses, nonmanufacturing activities at industrial facilities, and other similar establishments or facilities. Institutional waste includes materials discarded by schools, by hospitals (nonmedical), by nonmanufacturing activities at prisons and government facilities, and other similar establishments or facilities. Household, commercial/retail, and institutional waste does include yard waste and refuse-derived fuel. Household, commercial/retail, and institutional waste does not include used oil; sewage sludge; wood pallets; construction, renovation, and demolition wastes (which include railroad ties and telephone poles); clean wood; industrial process or manufacturing wastes; medical waste; or motor vehicles (including motor vehicle parts or vehicle fluff).

*Opacity* means the degree to which emissions reduce the transmission of light and obscure the view of an object in the background.

*Operating day* means a 24-hour period between 12:00 midnight and the following midnight during which any amount of solid waste is combusted at any time in the CISWI.

*Oxygen analyzer system* means all equipment required to determine the oxygen content of a gas stream and used to monitor oxygen in the boiler or process heater flue gas, boiler/process heater, firebox, or other appropriate location. This definition includes oxygen trim systems and certified oxygen CEMS. The source owner or operator is responsible to install, calibrate, maintain, and operate the oxygen analyzer system in accordance with the manufacturer's recommendations.

*Oxygen trim system* means a system of monitors that is used to maintain excess air at the desired level in a combustion device over its operating range. A typical system consists of a flue gas oxygen and/or carbon monoxide monitor that automatically provides a feedback signal to the combustion air controller or draft controller.

*Part reclamation unit* means a unit that burns coatings off parts (e.g., tools, equipment) so that the parts can be reconditioned and reused.

*Particulate matter* means total particulate matter emitted from CISWIs as measured by Method 5 or Method 29 of appendix A of this part.

*Pathological waste* means waste material consisting of only human or animal remains, anatomical parts, and/or tissue, the bags/containers used to collect and transport the waste material, and animal bedding (if applicable).

*Performance evaluation* means the conduct of relative accuracy testing, calibration error testing, and other measurements used in validating the continuous monitoring system data.

*Performance test* means the collection of data resulting from the execution of a test method (usually three emission test runs) used to demonstrate compliance with a relevant emission standard as specified in the performance test section of the relevant standard.

*Process change* means any of the following physical or operational changes:

- (1) A physical change (maintenance activities excluded) to the CISWI which may increase the emission rate of any air pollutant to which a standard applies;
- (2) An operational change to the CISWI where a new type of non-hazardous secondary material is being combusted;
- (3) A physical change (maintenance activities excluded) to the air pollution control devices used to comply with the emission limits for the CISWI (e.g., replacing an electrostatic precipitator with a fabric filter); and
- (4) An operational change to the air pollution control devices used to comply with the emission limits for the affected CISWI (e.g., change in the sorbent injection rate used for activated carbon injection).

*Rack reclamation unit* means a unit that burns the coatings off racks used to hold small items for application of a coating. The unit burns the coating overspray off the rack so the rack can be reused.

*Raw mill* means a ball or tube mill, vertical roller mill or other size reduction equipment, that is not part of an in-line kiln/raw mill, used to grind feed to the appropriate size. Moisture may be added or removed from the feed during the grinding operation. If the raw mill is used to remove moisture from feed materials, it is also, by definition, a raw material dryer. The raw mill also includes the air separator associated with the raw mill.

*Reconstruction* means rebuilding a CISWI and meeting two criteria:

- (1) The reconstruction begins on or after August 7, 2013; and
- (2) The cumulative cost of the construction over the life of the incineration unit exceeds 50 percent of the original cost of building and installing the CISWI (not including land) updated to current costs (current dollars). To determine what systems are within the boundary of the CISWI used to calculate these costs, see the definition of CISWI.

*Refuse-derived fuel* means a type of municipal solid waste produced by processing municipal solid waste through shredding and size classification. This includes all classes of refuse-derived fuel including two fuels:

- (1) Low-density fluff refuse-derived fuel through densified refuse-derived fuel; and
- (2) Pelletized refuse-derived fuel.

*Responsible official* means one of the following:

(1) For a corporation: A president, secretary, treasurer, or vice-president of the corporation in charge of a principal business function, or any other person who performs similar policy or decision-making functions for the corporation, or a duly authorized representative of such person if the representative is responsible for the overall operation of one or more manufacturing, production, or operating facilities applying for or subject to a permit and either:

(i) The facilities employ more than 250 persons or have gross annual sales or expenditures exceeding \$25 million (in second quarter 1980 dollars); or

(ii) The delegation of authority to such representatives is approved in advance by the permitting authority;

(2) For a partnership or sole proprietorship: a general partner or the proprietor, respectively;

(3) For a municipality, state, federal, or other public agency: Either a principal executive officer or ranking elected official. For the purposes of this part, a principal executive officer of a Federal agency includes the chief executive officer having responsibility for the overall operations of a principal geographic unit of the agency (e.g., a Regional Administrator of EPA); or

(4) For affected facilities:

(i) The designated representative in so far as actions, standards, requirements, or prohibitions under Title IV of the Clean Air Act or the regulations promulgated thereunder are concerned; or

(ii) The designated representative for any other purposes under part 60.

*Shutdown* means, for incinerators and small, remote incinerators, the period of time after all waste has been combusted in the primary chamber.

*Small, remote incinerator* means an incinerator that combusts solid waste (as that term is defined by the Administrator in 40 CFR part 241) and combusts 3 tons per day or less solid waste and is more than 25 miles driving distance to the nearest municipal solid waste landfill.

*Soil treatment unit* means a unit that thermally treats petroleum-contaminated soils for the sole purpose of site remediation. A soil treatment unit may be direct-fired or indirect fired

the sole purpose of site remediation. A soil treatment unit may be direct fired or indirect fired. A soil treatment unit is not an incinerator, a waste-burning kiln, an energy recovery unit or a small, remote incinerator under this subpart.

*Solid waste* means the term solid waste as defined in 40 CFR 241.2.

*Solid waste incineration unit* means a distinct operating unit of any facility which combusts any solid waste (as that term is defined by the Administrator in 40 CFR part 241) material from commercial or industrial establishments or the general public (including single and multiple residences, hotels and motels). Such term does not include incinerators or other units required to have a permit under section 3005 of the Solid Waste Disposal Act. The term "solid waste incineration unit" does not include:

(1) Materials recovery facilities (including primary or secondary smelters) which combust waste for the primary purpose of recovering metals;

(2) Qualifying small power production facilities, as defined in section 3(17)(C) of the Federal Power Act (16 U.S.C. 769(17)(C)), or qualifying cogeneration facilities, as defined in section 3(18)(B) of the Federal Power Act (16 U.S.C. 796(18)(B)), which burn homogeneous waste (such as units which burn tires or used oil, but not including refuse-derived fuel) for the production of electric energy or in the case of qualifying cogeneration facilities which burn homogeneous waste for the production of electric energy and steam or forms of useful energy (such as heat) which are used for industrial, commercial, heating or cooling purposes; or

(3) Air curtain incinerators provided that such incinerators only burn wood wastes, yard wastes and clean lumber and that such air curtain incinerators comply with opacity limitations to be established by the Administrator by rule.

*Space heater* means a unit that meets the requirements of 40 CFR 279.23. A space heater is not an incinerator, a waste-burning kiln, an energy recovery unit or a small, remote incinerator under this subpart.

*Standard conditions*, when referring to units of measure, means a temperature of 68 °F (20 °C) and a pressure of 1 atmosphere (101.3 kilopascals).

*Startup period* means, for incinerators and small, remote incinerators, the period of time between the activation of the system and the first charge to the unit.

*Useful thermal energy* means energy (*i.e.*, steam, hot water, or process heat) that meets the minimum operating temperature and/or pressure required by any energy use system that uses energy provided by the affected energy recovery unit.

*Waste-burning kiln* means a kiln that is heated, in whole or in part, by combusting solid waste (as the term is defined by the Administrator in 40 CFR part 241). Secondary materials used in Portland cement kilns shall not be deemed to be combusted unless they are introduced into the flame zone in the hot end of the kiln or mixed with the precalciner fuel.

*Wet scrubber* means an add-on air pollution control device that uses an aqueous or alkaline scrubbing liquor to collect particulate matter (including nonvaporous metals and condensed organics) and/or to absorb and neutralize acid gases.

*Wood waste* means untreated wood and untreated wood products, including tree stumps (whole or chipped), trees, tree limbs (whole or chipped), bark, sawdust, chips, scraps, slabs, millings, and shavings. Wood waste does not include:

- (1) Grass, grass clippings, bushes, shrubs, and clippings from bushes and shrubs from residential, commercial/retail, institutional, or industrial sources as part of maintaining yards or other private or public lands;
- (2) Construction, renovation, or demolition wastes; or
- (3) Clean lumber.

[🔼 Back to Top](#)

**Table 1 to Subpart DDDD of Part 60—Model Rule—Increments of Progress and Compliance Schedules**

Comply with these increments of progress	By these dates <sup>1</sup>
Increment 1-Submit final control plan	(Dates to be specified in state plan).
Increment 2-Final compliance	(Dates to be specified in state plan). <sup>2</sup>

<sup>1</sup>Site-specific schedules can be used at the discretion of the state.

<sup>2</sup>The date can be no later than 3 years after the effective date of state plan approval or December 1, 2005 for CISWIs that commenced construction on or before November 30, 1999. The date can be no later than 3 years after the effective date of approval of a revised state plan or February 7, 2018, for CISWIs that commenced construction on or before June 4, 2010.

[🔼 Back to Top](#)

**Table 2 to Subpart DDDD of Part 60—Model Rule—Emission Limitations That Apply to Incinerators Before [Date To Be Specified in State Plan]<sup>1</sup>**

For the air pollutant	You must meet this emission limitation <sup>2</sup>	Using this averaging time <sup>3</sup>	And determining compliance using this method <sup>3</sup>
Cadmium	0.004 milligrams per dry standard cubic meter	3-run average (1 hour minimum sample time per run)	Performance test (Method 29 of appendix A of this part).
Carbon monoxide	157 parts per million by dry volume	3-run average (1 hour minimum sample time per run)	Performance test (Method 10, 10A, or 10B, of appendix A of this part).
Dioxins/furans (toxic equivalency)	0.41 nanograms per dry	3-run average (1 hour minimum sample time per run)	Performance test (Method 23 of appendix A of this part).


basis)	standard cubic meter		
Hydrogen chloride	62 parts per million by dry volume	3-run average (For Method 26, collect a minimum volume of 120 liters per run. For Method 26A, collect a minimum volume of 1 dry standard cubic meter per run)	Performance test (Method 26 or 26A at 40 CFR part 60, appendix A-8).
Lead	0.04 milligrams per dry standard cubic meter	3-run average (1 hour minimum sample time per run)	Performance test (Method 29 of appendix A of this part).
Mercury	0.47 milligrams per dry standard cubic meter	3-run average (1 hour minimum sample time per run)	Performance test (Method 29 or 30B at 40 CFR part 60, appendix A-8) or ASTM D6784-02 (Reapproved 2008). <sup>4</sup>
Opacity	10 percent	Three 1-hour blocks consisting of ten 6-minute average opacity values	Performance test (Method 9 at 40 CFR part 60, appendix A-4).
Nitrogen oxides	388 parts per million by dry volume	3-run average (1 hour minimum sample time per run)	Performance test (Methods 7 or 7E at 40 CFR part 60, appendix A-4).
Particulate matter	70 milligrams per dry standard cubic meter	3-run average (1 hour minimum sample time per run)	Performance test (Method 5 or 29 of appendix A of this part).
Sulfur dioxide	20 parts per million by dry volume	3-run average (1 hour minimum sample time per run)	Performance test (Method 6 or 6c of appendix A of this part).

<sup>1</sup>Applies only to incinerators subject to the CISWI standards through a state plan or the Federal plan prior to June 4, 2010. The date specified in the state plan can be no later than 3 years after the effective date of approval of a revised state plan or February 7, 2018.

<sup>2</sup>All emission limitations (except for opacity) are measured at 7 percent oxygen, dry basis at standard conditions.

<sup>3</sup>In lieu of performance testing, you may use a CEMS or, for mercury, an integrated sorbent trap monitoring system, to demonstrate initial and continuing compliance with an emissions limit, as long as you comply with the CEMS or integrated sorbent trap monitoring system requirements applicable to the specific pollutant in §§60.2710 and 60.2730. As prescribed in §60.2710(u), if you use a CEMS or integrated sorbent trap monitoring system to demonstrate compliance with an emissions limit, your averaging time is a 30-day rolling average of 1-hour arithmetic average emission concentrations.

<sup>4</sup>Incorporated by reference, see §60.17.

 [Back to Top](#)

**Table 3 to Subpart DDDD of Part 60—Model Rule—Operating Limits for Wet Scrubbers**

For these operating parameters	You must establish these operating limits	And monitor using these minimum frequencies		
		Data measurement	Data recording	Averaging time
Charge rate	Maximum charge rate	Continuous	Every hour	Daily (batch units). 3-hour rolling (continuous and intermittent units). <sup>1</sup>
Pressure drop across the wet	Minimum pressure drop	Continuous	Every 15	3-hour rolling <sup>1</sup>

Pressure drop across the wet scrubber or amperage to wet scrubber	Minimum pressure drop or amperage	Continuous	Every 15 minutes	3-hour rolling.
Scrubber liquor flow rate	Minimum flow rate	Continuous	Every 15 minutes	3-hour rolling. <sup>1</sup>
Scrubber liquor pH	Minimum pH	Continuous	Every 15 minutes	3-hour rolling. <sup>1</sup>

<sup>1</sup>Calculated each hour as the average of the previous 3 operating hours.

[Back to Top](#)

**Table 4 to Subpart DDDD of Part 60—Model Rule—Toxic Equivalency Factors**

Dioxin/furan isomer	Toxic equivalency factor
2,3,7,8-tetrachlorinated dibenzo-p-dioxin	1
1,2,3,7,8-pentachlorinated dibenzo-p-dioxin	0.5
1,2,3,4,7,8-hexachlorinated dibenzo-p-dioxin	0.1
1,2,3,7,8,9-hexachlorinated dibenzo-p-dioxin	0.1
1,2,3,6,7,8-hexachlorinated dibenzo-p-dioxin	0.1
1,2,3,4,6,7,8-heptachlorinated dibenzo-p-dioxin	0.01
octachlorinated dibenzo-p-dioxin	0.001
2,3,7,8-tetrachlorinated dibenzofuran	0.1
2,3,4,7,8-pentachlorinated dibenzofuran	0.5
1,2,3,7,8-pentachlorinated dibenzofuran	0.05
1,2,3,4,7,8-hexachlorinated dibenzofuran	0.1
1,2,3,6,7,8-hexachlorinated dibenzofuran	0.1
1,2,3,7,8,9-hexachlorinated dibenzofuran	0.1
2,3,4,6,7,8-hexachlorinated dibenzofuran	0.1
1,2,3,4,6,7,8-heptachlorinated dibenzofuran	0.01
1,2,3,4,7,8,9-heptachlorinated dibenzofuran	0.01
octachlorinated dibenzofuran	0.001

[Back to Top](#)


**Table 5 to Subpart DDDD of Part 60—Model Rule—Summary of Reporting Requirements<sup>1</sup>**

Report	Due date	Contents	Reference
Waste Management Plan	No later than the date specified in table 1 for submittal of the final control plan	<ul style="list-style-type: none"> <li>Waste management plan</li> </ul>	§60.2755.
Initial Test Report	No later than 60 days following the initial performance test	<ul style="list-style-type: none"> <li>Complete test report for the initial performance test</li> <li>The values for the site-specific operating limits</li> <li>Installation of bag leak detection systems for fabric filters</li> </ul>	§60.2760.
Annual report	No later than 12 months following the submission of the initial test report. Subsequent reports are to be submitted no more than 12 months following the previous report	<ul style="list-style-type: none"> <li>Name and address</li> <li>Statement and signature by responsible official</li> <li>Date of report</li> <li>Values for the operating limits</li> <li>Highest recorded 3-hour average and the lowest 3-hour average, as applicable, (or 30-day average, if applicable) for each operating parameter recorded for the calendar year being reported</li> <li>If a performance test was conducted during the reporting period, the results of the test</li> </ul>	§§60.2765 and 60.2770.



		<ul style="list-style-type: none"> <li>• If a performance test was not conducted during the reporting period, a statement that the requirements of §60.2720(a) were met</li> <li>• Documentation of periods when all qualified CISWI operators were unavailable for more than 8 hours but less than 2 weeks</li> <li>• If you are conducting performance tests once every 3 years consistent with §60.2720(a), the date of the last 2 performance tests, a comparison of the emission level you achieved in the last 2 performance tests to the 75 percent emission limit threshold required in §60.2720(a) and a statement as to whether there have been any operational changes since the last performance test that could increase emissions</li> <li>• Any malfunction, deviation, or continuous monitoring system out of control periods information as specified in §60.2770(k) through (o)</li> <li>• Fuel input information for energy recovery unit subcategory verification as specified in §60.2770(p)</li> </ul>	
Emission limitation or operating limit deviation report	By August 1 of that year for data collected during the first half of the calendar year. By February 1 of the following year for data collected during the second half of the calendar year	<ul style="list-style-type: none"> <li>• Dates and times of deviation</li> <li>• Averaged and recorded data for those dates</li> <li>• Duration and causes of each deviation and the corrective actions taken</li> <li>• Copy of operating limit monitoring data and any test reports</li> <li>• Dates, times and causes for monitor downtime incidents</li> </ul>	§60.2775 and 60.2780.
Qualified Operator Deviation Notification	Within 10 days of deviation	<ul style="list-style-type: none"> <li>• Statement of cause of deviation</li> <li>• Description of efforts to have an accessible qualified operator</li> <li>• The date a qualified operator will be accessible</li> </ul>	§60.2785(a)(1).
Qualified Operator Deviation Status Report	Every 4 weeks following deviation	<ul style="list-style-type: none"> <li>• Description of efforts to have an accessible qualified operator</li> <li>• The date a qualified operator will be accessible</li> <li>• Request for approval to continue operation</li> </ul>	§60.2785(a)(2).
Qualified Operator Deviation Notification of Resumed Operation	Prior to resuming operation	<ul style="list-style-type: none"> <li>• Notification that you are resuming operation</li> </ul>	§60.2785(b).

<sup>1</sup>This table is only a summary, see the referenced sections of the rule for the complete requirements.

 [Back to Top](#)

**Table 6 to Subpart DDDD of Part 60—Model Rule—Emission Limitations That Apply to Incinerators on and After [Date To Be Specified in State Plan]<sup>1</sup>**

For the air pollutant	You must meet this emission limitation <sup>2</sup>	Using this averaging time <sup>3</sup>	And determining compliance using this method <sup>3</sup>
Cadmium	0.0026 milligrams per dry standard cubic meter	3-run average (collect a minimum volume of 2 dry standard cubic meters)	Performance test (Method 29 at 40 CFR part 60, appendix A-8). Use ICPMS for the analytical finish.
Carbon monoxide	17 parts per million dry volume	3-run average (1 hour minimum sample time per run)	Performance test (Method 10 at 40 CFR part 60, appendix A-4).
Dioxins/furans (total mass basis)	4.6 nanograms per dry standard cubic meter	3-run average (collect a minimum volume of 2 dry standard cubic meters)	Performance test (Method 23 at 40 CFR part 60, appendix A-7).


basis)	cubic meter		appendix A-7).
Dioxins/furans (toxic equivalency basis)	0.13 nanograms per dry standard cubic meter	3-run average (collect a minimum volume of 2 dry standard cubic meters)	Performance test (Method 23 at 40 CFR part 60, appendix A-7).
Hydrogen chloride	29 parts per million dry volume	3-run average (For Method 26, collect a minimum volume of 60 liters per run. For Method 26A, collect a minimum volume of 1 dry standard cubic meter per run)	Performance test (Method 26 or 26A at 40 CFR part 60, appendix A-8).
Lead	0.015 milligrams per dry standard cubic meter	3-run average (collect a minimum volume of 2 dry standard cubic meters)	Performance test (Method 29 at 40 CFR part 60, appendix A-8). Use ICPMS for the analytical finish.
Mercury	0.0048 milligrams per dry standard cubic meter	3-run average (For Method 29 an ASTM D6784-02 (Reapproved 2008), <sup>4</sup> collect a minimum volume of 2 dry standard cubic meters per run. For Method 30B, collect a minimum sample as specified in Method 30B at 40 CFR part 60, appendix A)	Performance test (Method 29 or 30B at 40 CFR part 60, appendix A-8) or ASTM D6784-02 (Reapproved 2008). <sup>4</sup>
Nitrogen oxides	53 parts per million dry volume	3-run average (for Method 7E, 1 hour minimum sample time per run)	Performance test (Method 7 or 7E at 40 CFR part 60, appendix A-4).
Particulate matter filterable	34 milligrams per dry standard cubic meter	3-run average (collect a minimum volume of 1 dry standard cubic meter)	Performance test (Method 5 or 29 at 40 CFR part 60, appendix A-3 or appendix A-8).
Sulfur dioxide	11 parts per million dry volume	3-run average (1 hour minimum sample time per run)	Performance test (Method 6 or 6c at 40 CFR part 60, appendix A-4).
Fugitive ash	Visible emissions for no more than 5% of the hourly observation period	Three 1-hour observation periods	Visible emission test (Method 22 at 40 CFR part 60, appendix A-7).

<sup>1</sup>The date specified in the state plan can be no later than 3 years after the effective date of approval of a revised state plan or February 7, 2018.

<sup>2</sup>All emission limitations are measured at 7 percent oxygen, dry basis at standard conditions. For dioxins/furans, you must meet either the total mass basis limit or the toxic equivalency basis limit.

<sup>3</sup>In lieu of performance testing, you may use a CEMS or, for mercury, an integrated sorbent trap monitoring system, to demonstrate initial and continuing compliance with an emissions limit, as long as you comply with the CEMS or integrated sorbent trap monitoring system requirements applicable to the specific pollutant in §§60.2710 and 60.2730. As prescribed in §60.2710(u), if you use a CEMS or integrated sorbent trap monitoring system to demonstrate compliance with an emissions limit, your averaging time is a 30-day rolling average of 1-hour arithmetic average emission concentrations.

<sup>4</sup>Incorporated by reference, see §60.17.

 [Back to Top](#)

## Table 7 to Subpart DDDD of Part 60—Model Rule—Emission Limitations That Apply to Energy Recovery Units After May 20, 2011

[Date to be specified in state plan]<sup>1</sup>

For the air pollutant	You must meet this emission limitation <sup>2</sup>		Using this averaging time <sup>3</sup>	And determining compliance using this method <sup>3</sup>
	Liquid/gas	Solids		
Cadmium	0.023 milligrams per dry standard cubic meter	Biomass—0.0014 milligrams per dry standard cubic meter. Coal—0.0017 milligrams per dry standard cubic meter	3-run average (collect a minimum volume of 2 dry standard cubic meters)	Performance test (Method 29 at 40 CFR part 60, appendix A-8). Use ICPMS for the analytical finish.
Carbon monoxide	35 parts per million dry volume	Biomass—260 parts per million dry volume. Coal—95 parts per million dry volume	3-run average (1 hour minimum sample time per run)	Performance test (Method 10 at 40 CFR part 60, appendix A-4).
Dioxins/furans (total mass basis)	2.9 nanograms per dry standard cubic meter	Biomass—0.52 nanograms per dry standard cubic meter. Coal—5.1 nanograms per dry standard cubic meter	3-run average (collect a minimum volume of 4 dry standard cubic meter)	Performance test (Method 23 at 40 CFR part 60, appendix A-7).
Dioxins/furans (toxic equivalency basis)	0.32 nanograms per dry standard cubic meter	Biomass—0.12 nanograms per dry standard cubic meter. Coal—0.075 nanograms per dry standard cubic meter	3-run average (collect a minimum volume of 4 dry standard cubic meters)	Performance test (Method 23 at 40 CFR part 60, appendix A-7).
Hydrogen chloride	14 parts per million dry volume	Biomass—0.20 parts per million dry volume. Coal—58 parts per million dry volume	3-run average (for Method 26, collect a minimum of 120 liters; for Method 26A, collect a minimum volume of 1 dry standard cubic meter)	Performance test (Method 26 or 26A at 40 CFR part 60, appendix A-8).
Lead	0.096 milligrams per dry standard cubic meter	Biomass—0.014 milligrams per dry standard cubic meter. Coal—0.057 milligrams per dry standard cubic meter	3-run average (collect a minimum volume of 2 dry standard cubic meters)	Performance test (Method 29 at 40 CFR part 60, appendix A-8). Use ICPMS for the analytical finish.
Mercury	0.0024 milligrams per dry standard cubic meter	Biomass—0.0022 milligrams per dry standard cubic meter. Coal—0.013 milligrams per dry standard cubic meter	3-run average (For Method 29 and ASTM D6784-02 (Reapproved 2008) <sup>4</sup> , collect a minimum volume of 2 dry standard cubic meters per run. For Method 30B, collect a minimum sample as specified in Method 30B at 40 CFR part 60, appendix A)	Performance test (Method 29 or 30B at 40 CFR part 60, appendix A-8) or ASTM D6784-02 (Reapproved 2008). <sup>4</sup>
Nitrogen oxides	76 parts per million dry volume	Biomass—290 parts per million dry volume. Coal—460 parts per million dry volume	3-run average (for Method 7E, 1 hour minimum sample time per run)	Performance test (Method 7 or 7E at 40 CFR part 60, appendix A-4).
Particulate matter filterable	110 milligrams per dry standard cubic meter	Biomass—11 milligrams per dry standard cubic meter. Coal—130 milligrams per dry standard cubic meter	3-run average (collect a minimum volume of 1 dry standard cubic meter)	Performance test (Method 5 or 29 at 40 CFR part 60, appendix A-3 or appendix A-8).
Sulfur dioxide	720 parts per million dry volume	Biomass—7.3 parts per million dry volume. Coal—850 parts per million dry volume	3-run average (1 hour minimum sample time per run)	Performance test (Method 6 or 6c at 40 CFR part 60, appendix A-4).

Fugitive ash	Visible emissions for no more than 5 percent of the hourly observation period	Visible emissions for no more than 5 percent of the hourly observation period	Three 1-hour observation periods	Visible emission test (Method 22 at 40 CFR part 60, appendix A-7).
--------------	---	---	----------------------------------	--

<sup>1</sup>The date specified in the state plan can be no later than 3 years after the effective date of approval of a revised state plan or February 7, 2018.

<sup>2</sup>All emission limitations (except for opacity) are measured at 7 percent oxygen, dry basis at standard conditions. For dioxins/furans, you must meet either the total mass basis limit or the toxic equivalency basis limit.

<sup>3</sup>In lieu of performance testing, you may use a CEMS or, for mercury, an integrated sorbent trap monitoring system, to demonstrate initial and continuing compliance with an emissions limit, as long as you comply with the CEMS or integrated sorbent trap monitoring system requirements applicable to the specific pollutant in §§60.2710 and 60.2730. As prescribed in §60.2710(u), if you use a CEMS or integrated sorbent trap monitoring system to demonstrate compliance with an emissions limit, your averaging time is a 30-day rolling average of 1-hour arithmetic average emission concentrations.

<sup>4</sup>Incorporated by reference, see §60.17.

[85 FR 63406, Oct. 7, 2020]

[Back to Top](#)

## Table 8 to Subpart DDDD of Part 60—Model Rule—Emission Limitations That Apply to Waste-Burning Kilns After May 20, 2011

[Date to be specified in state plan]<sup>1</sup>

For the air pollutant	You must meet this emission limitation <sup>2</sup>	Using this averaging time <sup>3</sup>	And determining compliance using this method <sup>34</sup>
Cadmium	0.0014 milligrams per dry standard cubic meter	3-run average (collect a minimum volume of 2 dry standard cubic meters)	Performance test (Method 29 at 40 CFR part 60, appendix A-8).
Carbon monoxide	110 (long kilns)/790 (preheater/precalciner) parts per million dry volume	3-run average (1 hour minimum sample time per run)	Performance test (Method 10 at 40 CFR part 60, appendix A-4).
Dioxins/furans (total mass basis)	1.3 nanograms per dry standard cubic meter	3-run average (collect a minimum volume of 4 dry standard cubic meters)	Performance test (Method 23 at 40 CFR part 60, appendix A-7).
Dioxins/furans (toxic equivalency basis)	0.075 nanograms per dry standard cubic meter	3-run average (collect a minimum volume of 4 dry standard cubic meters)	Performance test (Method 23 at 40 CFR part 60, appendix A-7).
Hydrogen chloride	3.0 parts per million dry volume	3-run average (collect a minimum volume of 1 dry standard cubic meter), or 30-	If a wet scrubber or dry scrubber is used, performance test (Method 321 at 40 CFR part 63, appendix A of this part). If a wet scrubber or dry

		day rolling average if HCl CEMS is being used	scrubber is not used, HCl CEMS as specified in §60.2710(j).
Lead	0.014 milligrams per dry standard cubic meter	3-run average (collect a minimum volume of 2 dry standard cubic meters)	Performance test (Method 29 at 40 CFR part 60, appendix A-8).
Mercury	0.011 milligrams per dry standard cubic meter. Or 58 pounds/million tons of clinker	30-day rolling average	Mercury CEMS or integrated sorbent trap monitoring system (performance specification 12A or 12B, respectively, of appendix B and procedure 5 of appendix F of this part), as specified in §60.2710(j).
Nitrogen oxides	630 parts per million dry volume	3-run average (for Method 7E, 1 hour minimum sample time per run)	Performance test (Method 7 or 7E at 40 CFR part 60, appendix A-4).
Particulate matter filterable	13.5 milligrams per dry standard cubic meter	3-run average (collect a minimum volume of 1 dry standard cubic meter)	Performance test (Method 5 or 29 at 40 CFR part 60, appendix A-3 or appendix-8).
Sulfur dioxide	600 parts per million dry volume	3-run average (for Method 6, collect a minimum of 20 liters; for Method 6C, 1 hour minimum sample time per run)	Performance test (Method 6 or 6c at 40 CFR part 60, appendix A-4).

<sup>1</sup>The date specified in the state plan can be no later than 3 years after the effective date of approval of a revised state plan or February 7, 2018.

<sup>2</sup>All emission limitations are measured at 7 percent oxygen (except for CEMS and integrated sorbent trap monitoring system data during startup and shutdown), dry basis at standard conditions. For dioxins/furans, you must meet either the total mass basis limit or the toxic equivalency basis limit.

<sup>3</sup>In lieu of performance testing, you may use a CEMS or, for mercury, an integrated sorbent trap monitoring system, to demonstrate initial and continuing compliance with an emissions limit, as long as you comply with the CEMS or integrated sorbent trap monitoring system requirements applicable to the specific pollutant in §§60.2710 and 60.2730. As prescribed in §60.2710(u), if you use a CEMS or integrated sorbent trap monitoring system to demonstrate compliance with an emissions limit, your averaging time is a 30-day rolling average of 1-hour arithmetic average emission concentrations.

<sup>4</sup>Alkali bypass and in-line coal mill stacks are subject to performance testing only, as specified in §60.2710(y)(3). They are not subject to the CEMS, integrated sorbent trap monitoring system, or CPMS requirements that otherwise may apply to the main kiln exhaust.

[85 FR 63407, Oct. 7, 2020]

[Back to Top](#)

**Table 9 to Subpart DDDD of Part 60—Model Rule—Emission Limitations That Apply to Small, Remote Incinerators After May 20, 2011 [Date To Be Specified in State Plan]<sup>1</sup>**

For the air pollutant	You must meet this emission limitation <sup>2</sup>	Using this averaging time <sup>3</sup>	And determining compliance using this method <sup>3</sup>
Cadmium	0.95 milligrams per dry standard	3-run average (collect a minimum volume of 1 dry standard cubic meters per run)	Performance test (Method 29 at 40 CFR part 60.


	cubic meter		appendix A-8).
Carbon monoxide	64 parts per million dry volume	3-run average (1 hour minimum sample time per run)	Performance test (Method 10 at 40 CFR part 60, appendix A-4).
Dioxins/furans (total mass basis)	4,400 nanograms per dry standard cubic meter	3-run average (collect a minimum volume of 1 dry standard cubic meters per run)	Performance test (Method 23 at 40 CFR part 60, appendix A-7).
Dioxins/furans (toxic equivalency basis)	180 nanograms per dry standard cubic meter	3-run average (collect a minimum volume of 1 dry standard cubic meters)	Performance test (Method 23 at 40 CFR part 60, appendix A-7).
Fugitive ash	Visible emissions for no more than 5 percent of the hourly observation period	Three 1-hour observation periods	Visible emissions test (Method 22 at 40 CFR part 60, appendix A-7).
Hydrogen chloride	300 parts per million dry volume	3-run average (For Method 26, collect a minimum volume of 120 liters per run. For Method 26A, collect a minimum volume of 1 dry standard cubic meter per run)	Performance test (Method 26 or 26A at 40 CFR part 60, appendix A-8).
Lead	2.1 milligrams per dry standard cubic meter	3-run average (collect a minimum volume of 1 dry standard cubic meters)	Performance test (Method 29 at 40 CFR part 60, appendix A-8). Use ICPMS for the analytical finish.
Mercury	0.0053 milligrams per dry standard cubic meter	3-run average (For Method 29 and ASTM D6784-02 (Reapproved 2008), <sup>3</sup> collect a minimum volume of 2 dry standard cubic meters per run. For Method 30B, collect a minimum sample as specified in Method 30B at 40 CFR part 60, appendix A)	Performance test (Method 29 or 30B at 40 CFR part 60, appendix A-8) or ASTM D6784-02 (Reapproved 2008). <sup>4</sup>
Nitrogen oxides	190 parts per million dry volume	3-run average (for Method 7E, 1 hour minimum sample time per run)	Performance test (Method 7 or 7E at 40 CFR part 60, appendix A-4).
Particulate matter (filterable)	270 milligrams per dry standard cubic meter	3-run average (collect a minimum volume of 1 dry standard cubic meters)	Performance test (Method 5 or 29 at 40 CFR part 60, appendix A-3 or appendix A-8).
Sulfur dioxide	150 parts per million dry volume	3-run average (for Method 6, collect a minimum of 20 liters per run; for Method 6C, 1 hour minimum sample time per run)	Performance test (Method 6 or 6c at 40 CFR part 60, appendix A-4).

<sup>1</sup>The date specified in the state plan can be no later than 3 years after the effective date of approval of a revised state plan or February 7, 2018.

<sup>2</sup>All emission limitations (except for opacity) are measured at 7 percent oxygen, dry basis at standard conditions. For dioxins/furans, you must meet either the total mass basis limit or the toxic equivalency basis limit.

<sup>3</sup>In lieu of performance testing, you may use a CEMS or, for mercury, an integrated sorbent trap monitoring system, to demonstrate initial and continuing compliance with an emissions limit, as long as you comply with the CEMS or integrated sorbent trap monitoring system requirements applicable to the specific pollutant in §§60.2710 and 60.2730. As prescribed in §60.2710(u), if you use a CEMS or integrated sorbent trap monitoring system to demonstrate compliance with an emissions limit, your averaging time is a 30-day rolling average of 1-hour arithmetic average emission concentrations.

<sup>4</sup>Incorporated by reference. see §60.17.

 [Back to Top](#)

[Need assistance?](#)