

**WEST VIRGINIA
SECRETARY OF STATE
NATALIE E. TENNANT
ADMINISTRATIVE LAW DIVISION**

Do Not Mark In This Box

Form #2

FILED
2014 OCT 17 A 11:18

NOTICE OF A COMMENT PERIOD ON A PROPOSED RULE

OFFICE WEST VIRGINIA
SECRETARY OF STATE

AGENCY: West Virginia Bureau of Senior Services TITLE NUMBER: 76

RULE TYPE: Interpretive CITE AUTHORITY: WV Code 16-P-1

AMENDMENT TO AN EXISTING RULE: YES NO

IF YES, SERIES NUMBER OF RULE BEING AMENDED: 3

TITLE OF RULE BEING AMENDED: West Virginia State Plan for Aging - Title V


IF NO, SERIES NUMBER OF RULE BEING PROPOSED: _____

TITLE OF RULE BEING PROPOSED: _____

IN LIEU OF A PUBLIC HEARING, A COMMENT PERIOD HAS BEEN ESTABLISHED DURING WHICH ANY INTERESTED PERSON MAY SEND COMMENTS CONCERNING THESE PROPOSED RULES. THIS COMMENT PERIOD WILL END ON November 17, 2014 AT 4:30 p. m. ONLY WRITTEN COMMENTS WILL BE ACCEPTED AND ARE TO BE MAILED TO THE FOLLOWING ADDRESS:

West Virginia Bureau of Senior Services
1900 Kanawha Boulevard, East
Charleston, West Virginia 25305

THE ISSUES TO BE HEARD SHALL BE LIMITED TO THIS PROPOSED RULE.


Authorized Signature

ATTACH A **BRIEF** SUMMARY OF YOUR PROPOSAL



FILED

STATE OF WEST VIRGINIA
BUREAU OF SENIOR SERVICES

1900 Kanawha Boulevard, East
Charleston, West Virginia 25305-0160
Telephone (304) 558-3333
FAX (304) 558-5609
www.wvseniorservices.gov

Robert E. Roswall
Commissioner

Earl Ray Tomblin
Governor

OCT 17 A 11:18
OFFICE OF THE SECRETARY OF STATE

October 17, 2014

Ms. Judy Cooper, Manager
Administrative Law Services
WV Secretary of State
Capitol Complex, Building 1, Room 157-K
1900 Kanawha Blvd., East
Charleston, West Virginia 25305

Dear Ms. Cooper:

The West Virginia Bureau of Senior Services is hereby filing the Modified West Virginia State Plan for Aging Programs – Title V as an Interpretive Rule. Enclosed are the Notice of Comment Period on a Proposed Rule; Fiscal Note; Code of State Rules Title 76, Series 3; Brief Program Summary; and the Summary of Changes.

Thank you for your assistance in this matter. If you have any questions or need additional information, please contact me at your earliest convenience.

Sincerely,

Robert E. Roswall
Commissioner

"Ensuring Well and Vital Seniors"

FISCAL NOTE FOR PROPOSED RULES

West Virginia State Plan for Aging Programs - Title V

Rule Title: _____

Type of Rule: Legislative Interpretive Procedural

Agency: West Virginia Bureau of Senior Services

Address: 1900 Kanawha Boulevard, East
Charleston, WV 25305

Phone Number: 304-558-3317 Email: Robert. E. Roswall@wv.gov

Fiscal Note Summary

Summarize in a clear and concise manner what impact this measure will have on costs and revenues of state government.

There will be no impact on costs and revenues of state government

Fiscal Note Detail

Show over-all effect in Item 1 and 2 and, in Item 3, give an explanation of Breakdown by fiscal year, including long-range effect.

FISCAL YEAR			
Effect of Proposal	Current Increase/Decrease (use "-")	Next Increase/Decrease (use "-")	Fiscal Year (Upon Full Implementation)
1. Estimated Total Cost			
Personal Services			
Current Expenses			
Repairs & Alterations			
Assets			
Other			
2. Estimated Total Revenues			

West Virginia State Plan for Aging Programs - Title V

Rule Title: _____

Rule Title: _____

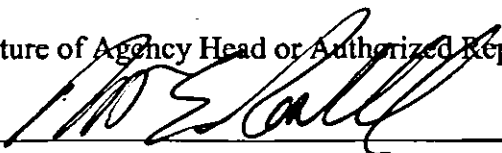
- 3. Explanation of above estimates (including long-range effect):**
Please include any increase or decrease in fees in your estimated total revenues.

MEMORANDUM

Please identify any areas of vagueness, technical defects, reasons the proposed rule would not have a fiscal impact, and/or any special issues not captured elsewhere on this form.

Date: October 17, 2014

Signature of Agency Head or Authorized Representative



**TITLE 76
INTERPRETIVE RULE
WEST VIRGINIA BUREAU OF SENIOR SERVICES**

**SERIES 3
WEST VIRGINIA STATE PLAN FOR AGING PROGRAMS**

§76-3-1. General.

1.1. Scope. -- The State Plan for Aging Programs includes all assurances and plans to be conducted by the Bureau of Senior Services under the provisions of the Older Americans Act of 1965, as amended. The Bureau of Senior Services is primarily responsible for the coordination of all the major responsibilities of developing and administering a comprehensive and coordinated system of services and activities for providing a positive impact on the lives of elderly people within the service area.

1.2. Authority. -- W. Va. Code §16-5P-1 et. seq.

1.3. Filing Date. -- October 17, 2014.

1.4. Effective Date. --

§76-3-2. Incorporation By Reference.

The West Virginia State Plan for Aging Programs is hereby incorporated by reference as an interpretive rule. This document is available from the Secretary of State's Office or the West Virginia Bureau of Senior Services.



Earl Ray Tomblin
Governor

**STATE OF WEST VIRGINIA
BUREAU OF SENIOR SERVICES**
1900 Kanawha Boulevard, East
Charleston, West Virginia 25305-0160
Telephone (304) 558-3317
FAX (304) 558-5609
www.wseniorservices.gov

Robert E. Roswall
Commissioner

Brief Program Summary

WV State Plan for Aging Programs Modifications – Title V

The State Plan modifications allow states to provide updated information on the longer term, strategic view of the Senior Community Services Employment Plan (SCSEP), projected state changes in demographics, economy and the labor market. Modifications of the State Plan should address the role of SCSEP with other workforce programs, whether or not they serve older workers.

These modifications are in response to Training and Employment Guidance Letter No. 8-14 dated October 1, 2014. They will be forwarded to the Employment and Training Administration of the U.S. Department of Labor.

"Ensuring Well and Vital Seniors"



Earl Ray Tomblin
Governor

**STATE OF WEST VIRGINIA
BUREAU OF SENIOR SERVICES**
1900 Kanawha Boulevard, East
Charleston, West Virginia 25305-0160
Telephone (304) 558-3317
FAX (304) 558-5609
www.wvseniorservices.gov

Robert E. Roswall
Commissioner

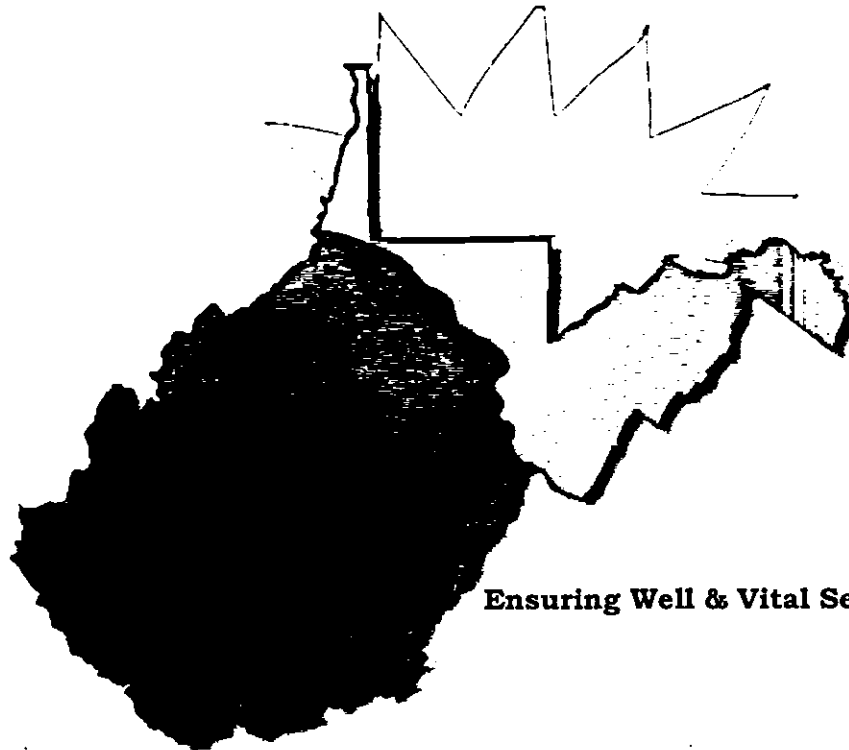
Brief Summary of Changes

WV State Plan for Aging Programs – Title V

- Updating “Service to Priority of Service Populations.”
- Updating “Minority Representation.”
- Updating Description of locations where SCSEP projects are most needed.”
- Updating Counties with high poverty rates.”
- Deleting “10 major cities experiencing high poverty rates.”
- Adding “Counties with high unemployment rates.”
- Updating “Enrollee Positions by Sponsor and County.”
- Adding name of Deputy Commissioner to organizational chart.

“Ensuring Well and Vital Seniors”

WEST VIRGINIA BUREAU OF SENIOR SERVICES



Ensuring Well & Vital Seniors

OLDER AMERICANS ACT

**WEST VIRGINIA STATE PLAN MODIFICATIONS FOR THE
SENIOR COMMUNITY SERVICE EMPLOYMENT PROGRAM**

PROGRAM YEARS JULY 1, 2012 – JUNE 30, 2015

Table of Contents

Section 1.	Purpose of the State Plan	Will insert page numbers when final
Section 2.	Involvement of Organizations and Individuals	
Section 3.	Solicitation and Collection of Public Comments	
Section 4.	Basic Distribution of SCSEP Positions within the State	
	a. Location of Positions	
	b. Rural and Urban Populations	
	c. Specific Population Groups	
Section 5.	Supporting Employment Opportunities for Participants	
Section 6.	Description of locations where SCSEP projects are most needed.	
Section 7.	Increasing Participant Placement in Unsubsidized Employment and Employer Outreach	
Section 8.	Community Service Needs	
Section 9.	Coordination with Other Programs, Initiatives and Entities	
Section 10.	Avoidance of Disruption in Service	
Section 11.	Improvement of SCSEP Services	
Section 12.	Appendices	
	Appendix A -	West Virginia Area Agencies on Aging
	Appendix B -	Letters of Support
	Appendix C -	Public Comments & Letters of Participation
	Appendix D -	West Virginia SCSEP Equitable Distribution/ Slot Allocation
	Appendix E -	WV Counties & Communities by Rural/Urban Designation
	Appendix F -	WV Targeted Population
	Appendix F1 -	Senior Population Groups by Age, Minority Representation and Percent
	Appendix F2 -	Veterans Status
	Appendix F3 -	Age by Language Spoken at Home by Ability to Speak English for the Population 5 Years and Over

Appendix G - WV SCSEP Organizational Chart

WEST VIRGINIA SENIOR COMMUNITY SERVICE EMPLOYMENT PROGRAM

STATE PLAN FOR PROGRAM YEARS JULY 1, 2012 THROUGH JUNE 30, 2015

SECTION 1. Purpose of the State Plan

The State Plan must outline a four-year strategy for the statewide provision of community service employment and other authorized activities for eligible individuals under the Senior Community Service Employment Program (SCSEP). The four-year strategy must specifically address the following:

(a) The State's long-term strategy for achieving an equitable distribution of SCSEP positions within the State that:

(1) Moves positions from over-served to underserved locations within the State;

(2) Equitably serves rural and urban areas; and

(3) Serves individuals afforded priority for service;

(b) The State's long-term strategy for avoiding disruptions to the program when new Census or other reliable data become available, or when there is over-enrollment for any other reason;

(c) The State's long-term strategy for serving minority older individuals under SCSEP;

(d) Long-term projections for job growth in industries and occupations in the State that may provide employment opportunities for older workers, and how those relate to the types of unsubsidized jobs for which SCSEP participants will be trained, and the types of skill training to be provided;

(e) The State's long-term strategy for engaging employers to develop and promote opportunities for the placement of SCSEP participants in unsubsidized employment;

(f) The State's strategy for continuous improvement in the level of performance for entry into unsubsidized employment, and to achieve, at a minimum, the levels specified in §513(a)(2)(E)(ii) of the Older Americans Act (OAA);

(g) Planned actions to coordinate activities of SCSEP grantees with the activities being carried out in the State under Title I of the Workforce Investment Act (WIA), including plans for using the WIA One-Stop delivery system and its partners to serve individuals aged 55 and older;

(h) Planned actions to coordinate activities of SCSEP grantees with the activities being carried out in the State under other titles of the OAA;

(i) Planned actions to coordinate the SCSEP with other public and private entities and programs that provide services to older Americans, such as community and faith-based organizations, transportation programs, and programs for those with special needs or disabilities;

(j) Planned actions to coordinate the SCSEP with other labor market and job training initiatives; and,

(k) The State's long-term strategy to improve SCSEP services, including planned long term changes to the design of the program within the State, and planned changes in the use of SCSEP grantees and program operators to better achieve the goals of the program; this may include recommendations to the U.S. Department of Labor, as appropriate.

The Workforce Investment Act (WIA) reforms Federal Job Training Programs and creates a new comprehensive workforce investment system. The goals of this system are achieved through the provision of workforce investment activities that are meant to increase the employment, retention and earnings of participants, and increase occupational skill attainment by participants, which will improve the quality of the workforce, reduce welfare dependency, and enhance the productivity and competitiveness of the Nation's economy (20 CFR 660.100).

The Workforce Investment Act of 1998 was the first major reform of the workforce development system since the Job Training Partnership Act (JTPA) of 1982. WIA provides the framework for a national workforce preparation and employment system.

This system is intended to be customer-focused and to help individuals access the tools they need to manage their careers. The system is also intended to help companies find the skilled workers they need to manage, compete, and succeed in business.

One of the 'Key Initiatives' of the Honorable Governor of the State of West Virginia, Earl Ray Tomblin, is *Improving Business Climate to Generate Private Sector Job Growth*. In doing so, Governor Tomblin believes, "Our State has made great strides in job growth; and as we move forward in our efforts to attract, recruit and sustain these business investments it is essential to remain steadfast in maintaining a responsible tax structure, a stable government which includes strong financial health, and a workforce that is educated, trained and ready to work."

The 2006 Older Americans Act (OAA), as amended, outlines the "Purposes of the Senior Community Service Employment Program" (SCSEP), which are to foster individual economic self-sufficiency and promote useful part-time opportunities in community service assignments for unemployed low-income persons who are 55 years of age or older, particularly persons who have poor employment prospects, and to increase the number of older persons who may enjoy the benefits of unsubsidized employment in both the public and private sectors.

The West Virginia Bureau of Senior Services State Plan on Aging (October 2012 – September 2014), addresses senior employment in Objective 1.8, which states, "Strengthen the ability of older West Virginians in their efforts to continue learning, improve their economic circumstances and support community service organizations by providing seniors with the necessary tools to seek and obtain gainful employment in later life, increasing those employed

through Older Americans Act funding (Title V).” This will be accomplished through the following:

- Continue developing strong relationships with key players in the workforce investment arena to enhance employment opportunities through the one-stop job assistance offices that traditionally target younger age groups;
- Continue to advocate on behalf of seniors seeking employment through public education and marketing strategies on the benefits of employing older West Virginians;
- Work with the national contractors employed by the U.S. Department of Labor;
- Provide technical assistance, support and guidance to the local sub-recipients in order to assure achievement of mandated performance goals;
- Serve as the liaison between workforce investment offices and local, state and national organizations that provide support and assistance to older people seeking to rejoin the workforce; and
- Continue to take an active role on the WV Workforce Investment Council and the Workforce WV Interagency Collaborative Team.

SECTION 2. Involvement of Organizations and Individuals

Under the authority of the West Virginia State Code, Chapter 16, Article 5P, the West Virginia Bureau of Senior Services (Bureau) is given authority and responsibility as West Virginia's State Unit on Aging. The purpose of the Bureau is to promote services to enhance the health, safety and welfare of West Virginia's senior population and serve as the primary agency within state government to provide services to the senior population.

In accordance with the OAA requirements and to lend direction to the State's extensive network of aging programs, the Bureau requires Area Agencies on Aging to represent older West Virginians on a regional basis and to review and comment on all programs and services targeted to senior citizens. In addition to our oversight of the Area Agencies on Aging (Appendix A), the Bureau either directly or indirectly maintains programmatic relations with 156 local providers. Taking the lead in overseeing services to our seniors are the 55 County Aging Directors, which includes our Title V Sub-grantee, Preston County Senior Citizens, Inc. The Bureau also utilizes a variety of providers to meet the needs and expectations of senior West Virginians.

West Virginia's Aging Network collaborates and partners with countless agencies, both public and private, and is represented on many Boards. As a result of these associations, the older worker, from the list below, though substantial, is but a fraction of the many dedicated professionals, lay people and volunteers who work together to improve the lives of seniors in our State.

National

Administration on Community Living (ACL)
Blanchette Rockefeller Neurosciences Institute
Centers for Medicare and Medicaid Services
Disabled American Veterans
Federal Emergency Management Agency (FEMA)
National Arthritis Foundation
National Association of States United for Aging and Disabilities (NASUAD)
National Association of Area Agencies on Aging (N4A)
National Council on Aging (NCOA)
United Mine Workers of America
U.S. Department of Agriculture
U.S. Department of Health and Human Services
U.S. Department of Veterans Affairs

State

AARP Foundation
AARP West Virginia
Alzheimer's Association, West Virginia Chapter
American Red Cross – West Virginia Region
College and University Extension Services
Meals on Wheels
Mission West Virginia, Relatives as Parents Program (RAPP)
Mountains of Hope Cancer Coalition
Nursing Home Advisory Committee
Public Partnerships, LLC
Retired Senior Volunteer Program (RSVP)
Shepherd University
State Health Education Council
Statewide Independent Living Council
West Virginia Governor's Office
West Virginia A Vision Shared – Long-Term Health Care Team
West Virginia Asthma Coalition
West Virginia Attorney General's Office
West Virginia Bureau for Behavioral Health & Health Facilities
West Virginia Bureau for Medical Services
West Virginia Bureau for Public Health
West Virginia Center for End-of-Life Care
West Virginia Commission for the Deaf & Hard of Hearing
West Virginia Comprehensive Cancer Control Coalition
West Virginia Cost Management Council
West Virginia Department of Agriculture
West Virginia Department of Health and Human Resources
West Virginia Department of Transportation
West Virginia Developmental Disabilities Council
West Virginia Directors of Senior and Community Services

West Virginia Division of Rehabilitation
West Virginia Federation of the Blind
West Virginia Geriatric Education Center
West Virginia Governor's Office
West Virginia Health Care Association
West Virginia Legislature
West Virginia Lottery Commission
West Virginia Homeland Security
West Virginia Medical Foundation
West Virginia Medical Institute, Quality Improvement Steering Committee
West Virginia Mental Health Planning Council
West Virginia Partnership for Elder Living
West Virginia Partnership to Promote Community Well-Being
West Virginia Primary Care Association
West Virginia Rural Health Aging Network
West Virginia Secretary of State's Office
West Virginia Suicide Prevention Council
West Virginia University Center for Excellence in Disabilities
West Virginia University Summer Institute on Aging Steering Committee
West Virginia Workforce Investment Council
WorkForce WV

County/Local

Faith-Based Organizations
Local Chamber of Commerce Offices
Case Management Agencies
Community & County Hospitals and Health Clinics
Community and Technical Colleges
County Commissions
County and Local Law Enforcement Agencies
County and Local Planning & Development Commissions
County Health Departments
County Libraries
Home Health Agencies
Hospice Organizations
Independent Living Councils
Lions Clubs
Local, County & Regional Transportation Providers
Local Extension Offices
Local Farmer's Markets
Local Food Banks
Local Internet Service Providers
Private Health Professionals
Rotary Clubs
Salvation Army
Social Service Agencies

United Way
YWCA's

The Grantee actively seeks job training opportunities leading to employment available in the local job market. A Memorandum of Understanding with State Level Partners provides employment and training activities with organizations and individuals, through the Workforce Investment Areas (WIAs). The designated West Virginia State Agencies are Workforce West Virginia; Council for Community and Technical College Education; Department of Education; Department of Education and the Arts; Health and Human Resources; Department of Military Affairs and Public Safety; and Development Office.

Each seeks input through a diverse array of mechanisms, including: surveys, monthly meetings, citizen input, complaint resolution from congressional/state officials, creation of advisory councils, public forums, training programs, and intra-agency workgroups to name a few of the most frequently utilized.

In February 2012, United States Senator, the Honorable Joe Manchin III chaired a U. S. Senate Special Committee on Aging, with the Honorable United States Congresswoman Shelley Moore Capito as a panelist. The Committee met in Charleston, West Virginia, and received testimony from a select group of individuals. Two of those individuals provided written testimony about their Title V Senior Community Service Employment Program experience.

Ms. Betty E.'s testimony was summarized in the following manner:

"After working for many years I developed coronary artery disease and eventually had to take disability. Therefore, I was without employment for a short time before receiving my Social Security Disability benefit. During the time of my illness, I was home with my mother who was also ill. I dearly love my mother, but I felt humiliated that I was financially dependent on her. Chronic illness, reduction in income, and loss of purpose took a toll on my self-identity.

My Title V Senior Community Service Employment Program earnings pay for living expenses. Without this income, there are months when I would have to choose between food, fuel and medications. I am thankful for this training period. I enjoy what I do, and have a renewed purpose for living. I am working and it feels good!

I ask you to remember the Title V Senior Community Service Employment Program is more than just numbers and reports. It is a threshold to economic security for a generation that can still make a difference."

Mr. Anthony J.'s testimony was summarized in the following manner:

"I am a retired educator. Throughout my career I worked with children with special needs. I was dedicated and enjoyed a successful career teaching students who had autism and other serious mental impairments. I am familiar with the commitment and determination it takes to work through barriers, develop good character, and pursue a life of contribution.

Three years ago I experienced a stroke and the life I knew came to an abrupt halt! After a period of examinations, tests and final diagnosis, I emerged from what seemed a dense fog to a new reality. My physician informed me the stress of my job would be fatal. I would spend the next few years wrangling with the label 'disabled' as it affected every aspect of my life.

Adjusting to less income was a challenge, but I managed. Making an adjustment to loss of purpose was daunting. It invaded my sense of self-image and self-esteem. My new normal suddenly had endless hours that passed into a meaningless void. I was wasting away, and it was sad. I had to do something. I began to engage in volunteer work and eventually considered the possibility of seeking employment.

My enrollment in Title V Senior Community Service Employment Program and my work responsibilities have opened a world of possibilities. I have new relationships that are respectful and supportive. I have a renewed sense of purpose and once again look forward to 'going to work.' I have regained a measure of dignity and self-respect that had slowly diminished. I had learned to live without pleasures that are welcomed back into my life. Simple things like shopping for groceries take on a whole new perspective. I am not surviving. I am thriving.

I am one of many older members of America's workforce. I am an intelligent man of strong character and valuable experience. I am a dependable, motivated team player, and I am confident I can make a difference. West Virginians are proud people who want to take care of themselves. We CHOOSE to work.

In summary, I implore you to recognize that the Title V Senior Community Services Employment Program is a gateway to economic security for a generation that still has a lot to contribute. The Older Americans Act provides opportunity that has an impact on lives beyond yours and mine."

The Bureau and Sub-grantee work in partnership with WorkForce West Virginia, and their State and Regional Workforce offices, to make an individual's training experience worthwhile. Under the auspices of the Department of Commerce, the Bureau of Employment administers West Virginia's Workforce Investment Act through seven regional boards that provide a link between the state and local level. Within the seven regions, nineteen comprehensive one-stop centers operate along with eighteen satellites and twenty-three affiliates. In administering the WV Workforce Investment Act, the centers are operated locally, providing job seekers a one-stop location for employment-related services. Through a partnership with Workforce West Virginia, the Sub-grantee, Preston County Senior Citizens, Inc. is a satellite One Stop Center and offers job seekers access to two computers. A copy of their participation can be viewed in Appendix B.

SECTION 3. Solicitation and Collection of Public Comments

The Bureau solicited comments on the State Plan from the following: the general public through a 30-day comment period; the 55 County Aging Programs, which includes the Sub-grantee; Workforce Interagency Collaboration Team; Four Area Agencies on Aging; and the two

National Sponsors (Experience Works and the National Council on Aging), operating within the state.

Copies of the draft state plan were electronically sent to each of the Area Agencies on Aging, the seven Workforce Investment Area offices, all County Aging Programs, and key leadership within state government who are involved in workforce initiatives (Appendix C). The Bureau also posted the plan on their website and face book for review and comment.

SECTION 4. Basic Distribution of SCSEP Positions within the State

a. Location of Positions

According to the 2010 Census, there are 562,229 individuals age 55 and older in West Virginia. Statewide, 90,319 people meet the eligibility requirements for enrollment in the Senior Community Service Employment Program (SCSEP). From this total, the State has 505 available SCSEP positions, with the Bureau sponsoring 103 (Appendix D). The remaining 402 positions have been awarded to Experience Works with 117 and the National Council on Aging (NCOA) with 285. There were no discussions held with the national sponsors regarding equitable distribution within the State. The Department of Labor determined the equitable distribution based upon the large reduction in funding from Program Year 2010 and, secondly, the new census information impacted the distribution of authorized positions within each state.

The Bureau of Senior Services moves positions as the slot allocation changes in accordance with equitable distribution. If an area is over-served, it is brought into equitable distribution with attrition. Therefore, no enrollee currently in the program is terminated, but once the enrollee is placed, the position is not filled in that area. When requested by the National Grantees, we recommend where those positions should be moved.

b. Rural and Urban Populations

The U. S. Census Bureau has not updated the Rural-Urban Commuting Area (RUCA) codes. The codes are expected to be updated by July 1, 2013. Until that time, the Bureau will continue to use the previously submitted information determining rural and urban populations by county and zip code in West Virginia (Appendix E). The State has 1,039 community zip codes with 818 being designated as rural. This figure equals 78.7 percent of the total, thus designating most of the State rural. In those instances where the RUCA did not contain a zip code, the State utilized Bureau of Census population figures to determine rural and urban status. With the bulk of the State being classified as rural, targeting this population is an ongoing program responsibility. In fact, twenty-eight counties or 51% are classified as being entirely rural with only eight counties or 15% designated entirely urban.

The Bureau of Senior Services has incorporated the seven WIA regions into three Areas served by the Sub-grantee:

In Area 1, the Sub-grantee works with five counties located within WIA #6. The counties are: Doddridge, Harrison, Monongalia, Preston, and Taylor. With the exception of Monongalia County, the remaining areas are predominantly rural in nature. The total eligible target population residing in this Area is 8,627. This represents 6,495 or 75% rural, as opposed to 2,132 or 25% residing in an urban area.

Area II represents four counties comprising three Workforce Investment Areas: WIA #2, WIA #3, and WIA #4. It represents the counties of Boone, Clay, Kanawha, and Putnam. The total eligible target populations in these Areas are 11,393. This represents 2,288 or 20% rural, as opposed to 9,105 or 80% residing in an urban area.

Area III represents two counties located within WIA #1, which comprises Raleigh and Wyoming. The total eligible target population in this entirely rural Area is 11,855.

The ratio of eligible individuals residing in Areas I, II, and III versus the total eligible population of 90,319 in the state are as follows:

CATEGORY	AREA I	AREA II	AREA III
Rural	7.2%	2.5%	100%
Urban	2.4%	10.1%	0%
Statewide	9.6%	12.6%	13.1%

Ratio of eligible individuals in each service area to the total eligible population in the State:

Data from the U.S. Census Bureau 2006-2010, American Community Survey, indicates there are 90,319 West Virginians age 55 and older living in poverty. West Virginia’s SCSEP has 103 slots to accommodate eligible individuals. Based on these figures, the West Virginia SCSEP has one slot for every 877 potentially eligible individuals.

Relative distribution of eligible individuals who reside in rural and urban areas:

Data from Program Year 11 SCSEP quarterly progress reports, shown in the “Specific Population Groups”, shows the percentage of participants served residing in rural areas as 40% for the Bureau, 45% for NCOA and 87% for Experience Works. Experience Works was awarded slots primarily in rural areas and therefore has the highest percentage of service to rural areas.

Due to the high prevalence of West Virginians living in rural areas, access to transportation services is limited. At the same time, 15.7 percent of the fifty-five and older population do not have a vehicle. There are 181 organizations that provide transportation, but are specialized and limited to specific population groups. While public transit is available in thirty of the fifty-five counties, most of the service is limited to cities. In those instances where an enrollee does not have access to transportation, the Sub-grantee relies on the county aging programs to provide the needed service. Each of the county aging programs offers transportation to older West Virginians, although scheduling sometimes conflicts with an enrollee’s work schedule. The

Bureau is continuing to work with these programs to assure SCSEP enrollees have access to transportation.

c. Specific Population Groups

The change in reporting census data has changed from 2000 to 2010 due to the elimination of the long form connected to the decennial census. Previously, the Bureau was able to report on minorities, veterans and disabled individuals living at 125% of the poverty rate. Unfortunately, the only information captured by the 2010 U.S. Census data is for the number of persons living at 125% by age (Appendix F).

According to the West Virginia Development Office, the American Community Survey (ACS) has been operating for approximately two years and may provide more specific data in the future. Disability data will not be collected until year 2013 and then it will be several years before the data will be distributed. The minority population may be seen in Appendix F1. According to the ACS 5 year estimate for the period covering 2006 – 2010, there are approximately 170,894 veterans in the State of West Virginia as seen in Appendix F2. In estimating the 55+ population with a plus or minus of 2,252 veterans, the numbers would range from 117,543 – 120,682.

It is impossible to determine eligible individuals with limited English proficiency using the 2010 U.S. Census, since the primary focus was on obtaining data on sex, age, and population. As a result, the 2006 – 2010 American Community Survey 5 Year Estimates are the primary source of information. A review of Appendix F3 indicates the closest determination of limited English proficiency would be individuals 65 years and over. While the data does not address eligibility, it is estimated there are 515 of the 291,162 older adults who either speak English “not well” or “not at all.”

As the State Unit on Aging, the Bureau defined “Greatest Economic Need” and “Greatest Social Need” in their Client Tracking Dictionary dated October 2011 as the following:

Greatest Social Need (GSN) - Those elderly individuals having non-economic factors that include physical and mental disabilities, language barriers, and cultural or social isolation including that caused by racial or ethnic status, which restrict ability to perform normal daily tasks or threaten capacity to live independently. An individual would be classified as GSN if he/she is a resident of a long-term care facility, has a disability not fully corrected, or needs assistance to leave the home, **OR** an individual would be classified as GSN if any two of the following factors apply: client is a member of a racial or ethnic minority group, is over 75 years of age, lacks a telephone, has a language/literacy barrier, lives alone, or lacks means of transportation.

Greatest Economic Need (GEN) - The criteria are based on figures defined by the U.S. Department of Health and Human Services as income level at or below the poverty line. A means test is not to be used to determine greatest economic need. Refer to the current year poverty guidelines (issued every January).

In terms of targeting the priority population subgroups, both the Bureau and the Sub-grantee have years of experience and practice targeting the most in-need populations. Since the inception of the Older Americans Act, both the Bureau and the 55 County Aging Programs have been required to target specific populations by demographic imperatives based on their representation within a given geographical area. Although data and research documents are limited for the fifty-five and older population, the Bureau has maintained the number and percentages of people who are at least sixty years of age and older who are:

- Female/Male
- Frail
- Have a disability
- Have limited English proficiency or low literacy skills
- Reside in a rural area
- Veterans
- High nutrition risk
- Represent a minority population
- Are low income
- Are single or married
- Have transportation
- Live alone

Service to “Priority of Service” Populations
SPARQ Quarterly Progress Report for Period July 1, 2011—June 30, 2012

Priority of Service Characteristics	WV BoSS (State Grantee)	NCOA	EW
Disabled	1%	25%	20%
Limited English Proficiency or Low Literacy	11%	8%	16%
Reside in Rural Area	40%	45%	87%
Veterans or Veterans' Spouses	15%	19%	9%
Low Employment Prospects	99%	94%	90%
Failed to Find	1%	59%	37%

Employment after using WIA Services			
Homeless or at Risk of Homelessness	1%	45%	51%
Minority Individuals	23%	12%	22%
Poverty Level or Below	85%	83%	84%

**Service to “Priority of Service” Populations
SPARQ Final Quarterly Progress Report
July 1, 2013 – June 30, 2014**

Priority of Service Characteristics	WV BoSS (State Grantee)	<u>National Council on Aging (NCoA)</u>	<u>Experience Works (EW)</u>
Disabled	<u>20%</u>	<u>22%</u>	<u>21%</u>
Limited English Proficiency or	<u>0%</u>	<u>1%</u>	<u>0%</u>
Low Literacy Skills	<u>23%</u>	<u>6%</u>	<u>9%</u>
Reside in Rural Area	<u>22%</u>	<u>41%</u>	<u>82%</u>
Veterans or Veterans’ Spouses	<u>19%</u>	<u>13%</u>	<u>13%</u>
Low Employment Prospects	<u>100%</u>	<u>95%</u>	<u>88%</u>
Failed to Find Employment after using WIA Services	<u>1%</u>	<u>85%</u>	<u>17%</u>
Homeless or at Risk of Homelessness	<u>4%</u>	<u>36%</u>	<u>47%</u>
Minority	<u>23%</u>	<u>11%</u>	<u>24%</u>

Individuals			
Poverty Level or Below	<u>88%</u>	<u>91%</u>	<u>80%</u>

The Bureau continues to seek minority representation in all of its available programs. The four Area Agencies on Aging, as well as the fifty-five County Aging Directors are encouraged to extend outreach efforts to the minority communities. While the statewide minority population represents 3.2% of the total statewide population, minority representation in SCSEP represents ~~22%~~ 24% participation.

Utilizing cooperative arrangements with the local One-Stop Centers and the Workforce Investment Areas, the Sub-grantee maintains county and local data in regard to seniors' ability to find employment with the One-Stop Centers or the conditions that determine employment prospects.

Equally important to the priority targeting of SCSEP participants is the relationship between the Title V Sub-grantee and its board of directors. The board is required to be composed of representatives of its counties and areas. As such, this relationship with its board allows the Sub-grantee the ability to access diverse groups that can increase enrollment. Specific examples of the board of directors' representatives include key leaders from the business community, religious groups, civic organizations, educational programs, social service agencies and older people themselves. Due to the wide variety of programs and activities that are conducted by other units of the Sub-grantee, the SCSEP directors have an intrinsic resource that can serve as both a program marketer and educator.

Locally, the Sub-grantee works closely with a variety of programs and groups to educate and encourage recruitment. In addition to position openings being listed at the one-stop centers, the Sub-grantee:

- a) Communicates with current and past host agencies for potential referrals;
- b) Provides literature and talks at local church and civic groups;
- c) Works closely with the county health and human resource centers;
- d) Participates in senior educational seminars;
- e) Works with local and regional veteran organizations and groups;
- f) Utilizes local media outlets for advertising;
- g) Places literature and posters at locations frequently accessed by older people such as medical facilities, grocers, governmental offices, and recreational facilities; and
- h) Actively participates in various chambers of commerce and other civic groups.

The Bureau requires the Sub-grantee to be responsible for the direct recruitment and selection of the SCSEP participants. In regard to recruitment, the role of the Bureau is three-fold:

- a) Provide technical assistance and support information that will enable the Sub-grantee to better target priority participants;

- b) Serve as a mediator/facilitator to enhance the working relationship between the Sub-grantee and the Workforce Investment Areas, their specific One-Stop Centers, and human/social service organizations that maintain both a local and statewide presence; and
- c) Enhance monitoring and management oversight for the purpose of either exceeding or minimally achieving the goals outlined by the Older Americans Act and the Department of Labor's Education and Training Administration.

SECTION 5. Supporting Employment Opportunities for Participants

The State unemployment rate for 2011 recorded an average unemployment rate of 8.0 percent. Counties with unemployment rates at 8.0 percent or less include Ohio (8.0), Berkeley (7.9), Mercer (7.9), Hampshire (7.8), Mineral (7.5), Boone (7.4), Cabell (7.3), Monroe (7.1), Kanawha (7.0), Preston (7.0), Raleigh (7.0), Harrison (6.9), Putnam (6.9), Marion (6.7), Pendleton (6.5), Lewis (6.4), Jefferson (6.0), and Monongalia (5.3). Several counties reported extremely high unemployment rates. Counties with rates higher than 11 percent were: Brooke (11.4), Pocahontas (11.6), Clay (11.9), Wetzel (11.9), Hancock (12.0), Mason (12.0), Calhoun (12.6), and Roane (12.6).

Attempting to improve West Virginia's economy and labor force market, the statewide partnership for the Workforce Investment Initiative has divided the state into seven distinct regions, referred to as Workforce Investment Areas (WIA). The Bureau of Senior Services Senior Community Services Program operates in thirteen of the fifty-five counties that are located in five of the seven regions. This represents an eligible population of 26,769, or 30% of the 90,319 statewide eligible participants. As SCSEP participants are required to register with the local workforce office, they have access to employment opportunities in West Virginia's expanding job market.

West Virginia's Sub-grantee has found that even though the backgrounds of SCSEP participants are diverse, marketable skills may be absent, especially technology skills. Many SCSEP participants face significant barriers to employment. These include outdated or non-existent work histories such that individuals are unable to obtain employment; limited education; low reading levels; lack of basic computer literacy; and general lack of communication skills including customer service skills. Frequently participants have multiple needs ranging from housing and transportation to other health needs that must be addressed prior to or while enrolled in the program. Health problems prevent some individuals from engaging in occupations for which they were trained earlier in life. Many are interested in part-time employment to supplement social security income.

Within each of these regions the top five types of business fields are related to coal mining, lumber, natural gas production, chemicals and petroleum development. The remaining major industries are agriculture in nature with a primary focus on livestock, poultry, produce, and dairy

farming. Excluding support work, all of these industries primarily target a long term employed workforce capable of maintain high levels of physical activity with extensive hours of employment. While the agricultural industries may appeal to a select few of potential SCSEP trainees, WIA projections through the year 2018 demonstrate many other lines of work that do not require multiple degrees or excessive hours of employment.

The following lists of occupations are considered to be in high demand and would provide employment opportunities for older workers. There are significant amounts of annual openings and growth are expected. Statistically, these occupations are in the highest quintile for both total annual openings and annual growth rate.

**Demand Occupations 2008-2018
Workforce Investment Area 1**

TITLE	TRAINING/EDUCATION REQUIRED
Social and Human Service Assistants	Moderate-term on-the-job training
Pharmacy Technicians	Moderate-term on-the-job training
Medical Assistants	Moderate-term on-the-job training
Correctional Officers and Jailers	Moderate-term on-the-job training
Bookkeeping, Accounting, and Auditing Clerks	Moderate-term on-the-job training
Customer Service Representatives	Moderate-term on-the-job training
Construction Laborers	Moderate-term on-the-job training
Maintenance and Repair Workers, General	Moderate-term on-the-job training
Sales Representatives, Wholesale and Manufacturing, except Technical	Work experience in related occupation

**Demand Occupations 2008-2018
Workforce Investment Area 2**

TITLE	TRAINING/EDUCATION REQUIRED
Social and Human Service Assistants	Moderate-term on-the-job training
Pharmacy Technicians	Moderate-term on-the-job training

Medical Assistants	Moderate-term on-the-job training
Bookkeeping, Accounting, and Auditing Clerks	Moderate-term on-the-job training
Customer Service Representatives	Moderate-term on-the-job training
Medical Secretaries	Moderate-term on-the-job training
Construction Laborers	Moderate-term on-the-job training
Operating Engineers and Other Construction Equipment Operator	Moderate-term on-the-job training
Maintenance and Repair Workers, General	Moderate-term on-the-job training
Team Assemblers	Moderate-term on-the-job training
Executive Secretaries and Administrative Assistants	Work experience in related occupation

**Demand Occupations 2008-2018
Workforce Investment Area 3**

TITLE	TRAINING/EDUCATION LEVEL
Social and Human Service Assistants	Moderate-term on-the-job training
Pharmacy Technicians	Moderate-term on-the-job training
Dental Assistants	Moderate-term on-the-job training
Medical Assistants	Moderate-term on-the-job training
Correctional Officers and Jailers	Moderate-term on-the-job training
Bookkeeping, Accounting, and Auditing Clerks	Moderate-term on-the-job training
Customer Service Representatives	Moderate-term on-the-job training
Eligibility Interviewers, Government Programs	Moderate-term on-the-job training

Construction Laborers	Moderate-term on-the-job training
Maintenance and Repair Workers, General	Moderate-term on-the-job training
Sales Representatives, Wholesale and Manufacturing, except Technical	Work experience in related occupation
Executive Secretaries and Administrative Assistants	Work experience in related occupation

**Demand Occupations 2008-2018
Workforce Investment Area 4**

TITLE	TRAINING/EDUCATION LEVEL
Social and Human Service Assistants	Moderate-term on-the-job training
Pharmacy Technicians	Moderate-term on-the-job training
Medical Assistants	Moderate-term on-the-job training
Bookkeeping, Accounting, and Auditing Clerks	Moderate-term on-the-job training
Customer Service Representatives	Moderate-term on-the-job training
Construction Laborers	Moderate-term on-the-job training
Maintenance and Repair Workers, General	Moderate-term on-the-job training
Extruding and Drawing Machine Setters, Operators, and Tender	Moderate-term on-the-job training
Sales Representatives, Wholesale and Manufacturing, except Technical	Work experience in related occupation
Executive Secretaries and Administrative Assistants	Work experience in related occupation

**Demand Occupations 2008-2018
Workforce Investment Area 5**

TITLE	TRAINING/EDUCATION LEVEL
Pharmacy Technicians	Moderate-term on-the-job training
Bookkeeping, Accounting, and Auditing Clerks	Moderate-term on-the-job training
Customer Service Representatives	Moderate-term on-the-job training
Construction Laborers	Moderate-term on-the-job training
Maintenance and Repair Workers, General	Moderate-term on-the-job training
Team Assemblers	Moderate-term on-the-job training
Sales Representatives, Wholesale and Manufacturing, except Technical	Work experience in related occupation

**Demand Occupations 2008-2018
Workforce Investment Area 6**

TITLE	TRAINING/EDUCATION LEVEL
Social and Human Service Assistants	Moderate-term on-the-job training
Pharmacy Technicians	Moderate-term on-the-job training
Medical Assistants	Moderate-term on-the-job training
Correctional Officers and Jailers	Moderate-term on-the-job training
Parts Salespersons	Moderate-term on-the-job training
Bookkeeping, Accounting, and Auditing Clerks	Moderate-term on-the-job training
Customer Service Representatives	Moderate-term on-the-job training
Construction Laborers	Moderate-term on-the-job training
Operating Engineers and Other Construction Equipment Operators	Moderate-term on-the-job training
Maintenance and Repair Workers, General	Moderate-term on-the-job training

Woodworking Machine Setters, Operators, and Tenders, except Sawing	Moderate-term on-the-job training
Sales Representatives, Wholesale and Manufacturing, except Technical	Work experience in related occupation
Executive Secretaries and Administrative Assistants	Work experience in related occupation

**Demand Occupations 2008-2018
Workforce Investment Area 7**

TITLE	TRAINING/EDUCATION LEVEL
Pharmacy Technicians	Moderate-term on-the-job training
Parts Salespersons	Moderate-term on-the-job training
Bookkeeping, Accounting, and Auditing Clerks	Moderate-term on-the-job training
Customer Service Representatives	Moderate-term on-the-job training
Construction Laborers	Moderate-term on-the-job training
Operating Engineers and Other Construction Equipment Operators	Moderate-term on-the-job training
Maintenance and Repair Workers, General	Moderate-term on-the-job training
Executive Secretaries and Administrative Assistants	Work experience in related occupation

The investment and employment opportunities in West Virginia have seen tremendous growth since 2010. It is anticipated that older workers will benefit from the investments made by a few of the following companies:

Gestamp, an international group dedicated to the design, development and manufacture of metal components and structural systems for the automotive industry, has promised to create hundreds of new jobs. It is investing a minimum of \$100 million at the former South Charleston Stamping and Manufacturing Plant in Kanawha County. Gestamp is a leading supplier of clients such as Volkswagen, Renault-Nissan, Peugeot-Citroen, Daimler, General Motors Corp., Ford, Chrysler,

Daewoo, BMW, Fiat, Iveco, Jaguar, Land Rover, Mazda, Mercedes-Benz, Porsche, Opel, Saab, Seat, Suzuki, Skoda, Volvo, Hyundai and Toyota.

Macy's Inc. built a fulfillment center in Berkeley County. The center will support Macy's on-line business. It is expected to create 1200 full time and part time jobs, and 700 temporary seasonal jobs.

Dupont Belle in Kanawha County plans to hire approximately 150 workers to fill vacancies as current employees retire during the next four to five years.

Lee Phillips Enterprises, a warehouse/trucking business in Upshur County, received a West Virginia Economic Development Authority (WVEDA) loan for expansion. This will increase the current nine employees to eighteen after three years.

Toyota announced a \$64 million expansion and 40 new jobs in Putnam County. This is the company's sixth expansion within 15 years. The project will expand production of 6-speed automatic transmissions.

ABB Instrumentation, a power and automation technology firm in Greenbrier County added 50 new jobs within six months.

Superior Appalachian Pipeline Company is expected to generate 100 construction jobs in Preston County. The 16 mile pipeline will extend across the Pennsylvania border. When completed, new natural gas jobs will follow.

TRG Customer Solutions and Power Direct handles in-bound and out-bound customer service calls for AT&T. The company created 150 new jobs in Randolph County. Additional facilities are located in Raleigh and Kanawha Counties. The three TRG facilities employ nearly 1,000 people.

ITW/Fleetwood-Signode, a packaging company, is shifting operations from Canada to West Virginia. This will create 15 new jobs in Hancock County.

STaSIS Engineering, a company that engineers leading-edge performance components for Volkswagen and Audi vehicles, will add 4 new jobs to the Jefferson County facility. Clothing retailer rue21 doubled the size of its Hancock County distribution center. They will create 75 new jobs and 7 part-time positions.

City National Bank received approval for loan insurance from the WVEDA for the operation of a long-term facility in Summers County. The loan will allow the reinstatement of 23 positions, with projected growth in three years to 26 positions.

National Bank of Blacksburg was approved for loan insurance from the WVEDA to allow a stone veneer products company in Monroe County to add 30 employees during the next three years.

Amazon.com expanded their customer service center in Cabell County. The center currently employs 500 people and will create 200 new full time jobs by the end of 2014.

TransGas Development Systems held a groundbreaking for a \$4 billion coal to gasoline plant in Mingo County. It is expected to take four years to build and will create 3,000 construction jobs.

Alcon Research, Ltd completed the \$40 million expansion of its manufacturing facility in Cabell County. When fully operational, it is expected to employ 300 people.

Carbonxt Inc., an Australian firm, plans to construct a \$29 million dollar plant in Kanawha County. The plant will convert coal into an activated carbon product, and will eventually employ 45 workers.

Hollingsworth Logistics LLC, a supply chain management firm, opened an operations center in Berkeley County. The center created 75 new full time positions and may increase to 100 positions during peak periods.

American Municipal Power is building a \$276 million hydroelectric power plant in Raleigh County. The plant is expected to generate 400 jobs during construction and employ nine full time workers.

Affinity Coal Company reopened after 20 years and created 250 jobs for miners and administrative staff. The mine is located in Raleigh County.

The State National Guard won a Navy contract to store equipment to make deployable bases. The contract is expected to contribute \$4.1 million to the State's economy and create 25 jobs.

Roaring Creek Coal Company is investing \$150 million to develop a previously mined site in Randolph County. When the mine becomes operational in 2013, it is expected to produce 250 jobs.

Ziengfelder Company, Inc. received an approval of \$5.8 million from the WVEDA to expand an existing manufacturing and distribution center in Ohio County. The company currently employs 100 people and plans to add 30 jobs when the expansion is complete in 2012.

Kureha PGA LLC is a polymer facility dedicated to the production of polyglycolic acid in Kanawha County. The \$150 million investment currently employs 35 workers.

Precision Converting Solutions (PCS) LLC opened a manufacturing facility in Kanawha County. The \$6 million investment will create 25 high technology jobs.

Truston Technologies is a fabricating company located in Wyoming County. The company has 21 employees.

DirectTV celebrated its move to a call center in Cabell County. The center retained 730 jobs and is expected to create up to 100 new jobs.

Audubon Engineering Co. announced plans to open a regional office in Kanawha County. The firm expects to have approximately 30 workers in place by mid-2012.

The WVEDA's Certified Development Corporation approved the following two Small Business Administration 504 loans:

- \$1.5 million to **Midland Meadows Senior Living** to add 30 additional senior living units plus duplex cottage units, creating up to 30 new jobs in Cabell County; and
- \$1.6 million to **Highlands Hospitality** in Ohio County, to finance a new hotel development. The development is expected to generate up to 30 jobs.

The Federal Bureau of Investigation is constructing a new Biometrics Technology Center in Harrison County. When completed, the facility will create approximately 1,200 new FBI jobs and 160 Department of Defense positions.

In his State of the State Address, the Honorable Governor Earl Ray Tomblin stated, "All of these are important investments in our State and we should all be proud that these companies share our confidence in West Virginia and her people. And, while we have made progress and our unemployment rate is below the national average, we need more good paying, stable jobs. Too many of our citizens are still suffering from the recent recession. We must stop the outsourcing of American jobs to foreign countries. We must reinvigorate manufacturing in our State! This is West Virginia where 'Made in America' still has meaning!

To ensure community service assignments are providing the skills that meet the needs of the enrollee and employer, the Sub-grantee targets host agencies that have a diverse array of positions. Once the Individual Employee Plan (IEP) has been completed, the Sub-grantee is able to target a host agency that matches the needs of both the host agency and future employer while providing the enrollee with training that will allow the enrollee to pursue a job he or she enjoys.

In order to provide the necessary training to older workers in meeting the demands of the workforce, the Sub-grantee, with assistance of the Bureau of Senior Services, determines the methods and resources to be used for training. Training will also be arranged for enrollees that help them increase their level of expertise, with particular emphasis on computer skills, reading skills and math skills. Additionally, the Sub-grantee will work with their Workforce Investment Area staff to target SCSEP enrollees for those long range growth positions.

SECTION 6. Description of locations where SCSEP projects are most needed.

~~West Virginia's 2010 poverty rate, based on the 2010 Census and American Community Survey (ACS), was 18.2%. This high rate of poverty is centered in 33 of the 55 Counties, or 60% of the total State population.~~

The US Census Bureau's latest Small Area Income and Poverty Estimates (SAIPE) are for the year 2012, and lists West Virginia's poverty rate at 18%. This is supported in a US Census Report authored by Alemayehu Bishaw and Kayla Fontenot titled "Poverty: 2012 and 2013 – American Survey Briefs." Both authors conclude, "Between 2012 and 2013, the number and percentage of people in poverty in 42 states and the District of Columbia remained statistically unchanged." The high rate of poverty in West Virginia is centered in 31 of the 55 Counties, or 56% of the total State population.

Counties experiencing poverty rates at 18.2% and above are:

Boone—18.9%	Braxton—23.6%	Cabell—23.3%
Calhoun—24.2%	Clay—26%	Doddridge—20.6%
Fayette—22.6%	Gilmer—29.1%	Greenbrier—20.8%
Hampshire—18.4%	Jackson—20.2%	Lewis—19.2%
Lincoln—24.2%	Logan—22.3%	McDowell—33.6%
Mason—18.4%	Mercer—21.6%	Mingo—23.7%
Monongalia—22.2%	Nicholas—18.6%	Pocahontas—19.9%
Randolph—18.7%	Ritchie—19.9%	Roane—23.2%
Summers—23.0%	Taylor—20.3%	Tucker—19.2%
Upshur—21.9%	Wayne—20.2%	Webster—26.5%
Wetzel—18.3%	Wirt—22.1%	Wyoming—20.0%

The 10 major cities in West Virginia experiencing high poverty rates are:

Belva—100%	Cass—100%
Friendly—53%	Glen White—100%
Gypsy—56.7%	Littleton—79.7%
Matoaka—61.8%	Page—62.8%
Roderfield—71.4%	Smithfield—75.6%

Counties experiencing poverty rates at 18% and above were:

Barbour—20.7%	Boone—20.4%	Braxton—20.7%
Cabell—20.2%	Calhoun—21.9%	Clay—23.2%
Doddridge—20.6%	Fayette—21.4%	Gilmer—31.5%

<u>Greenbrier – 18.6%</u>	<u>Harrison – 20.2%</u>	<u>Lewis – 18.9%</u>
<u>Lincoln- 24.1%</u>	<u>Logan – 20.9%</u>	<u>McDowell – 36%</u>
<u>Mason – 19.7%</u>	<u>Mercer – 20%</u>	<u>Mingo – 23.8%</u>
<u>Monongalia – 20.7%</u>	<u>Ohio – 18.1%</u>	<u>Pocahontas – 20.5%</u>
<u>Raleigh – 18.5%</u>	<u>Randolph – 18.4%</u>	<u>Ritchie – 19.1%</u>
<u>Roane – 21.6%</u>	<u>Summers – 26.5%</u>	<u>Wayne – 20.5%</u>
<u>Webster – 28.2%</u>	<u>Wetzel – 18.1%</u>	<u>Wirt – 18.2%</u>
<u>Wyoming – 22.0%</u>		

For the same period provided for the poverty rates, the West Virginia Economic Summary lists ten (10) Counties with unemployment higher than 10%:

<u>Boone – 10.0%</u>	<u>Calhoun – 10.9%</u>
<u>Clay – 12.3%</u>	<u>Grant – 10.8%</u>
<u>Mason - 11%</u>	<u>Pocahontas – 10.8%</u>
<u>Webster – 12.4%</u>	<u>Roane – 10.9%</u>
<u>Wetzel – 10.4%</u>	<u>Wirt – 10.5%</u>

SECTION 7. Increasing Participant Placement in Unsubsidized Employment and Employer Outreach

Community service assignments are based on two major components: the participant’s assessment and the identification of learning opportunities within community service host agencies. This responsibility lies primarily with the Bureau’s Sub-grantee who conducts both the assessment and the IEP. Ongoing steps taken to move program participants into unsubsidized placement initially target the host agency to hire the enrollee as one of its regular staff. At the same time, the Sub-grantee looks at the private sector to make certain that opportunities for the enrollee will not be limited to one agency. The partnership with Workforce West Virginia allows a greater pool of resources in meeting this goal. It is our expectation to meet these goals by continuing with the following efforts:

- a) Increasing monitoring to ensure goals are being obtained;
- b) Developing an improved process targeting host agencies that are willing to employ enrollees as regular staff;
- c) Maintaining the requirements contained within the Sub-grantee’s notification of grant award for increased accountability;

- d) Increasing awareness to the private sector who may ultimately become a major employer of previous SCSEP enrollees; and
- e) Continuing to strengthen relations between the one-stop centers and the Sub-grantee.

Since the Bureau only has one Sub-grantee, we have increased program monitoring to minimize any non-compliance issues. We also encourage the Sub-grantee to take advantage of training opportunities with the one stop centers.

SECTION 8. Community Service Needs

The Bureau relies exclusively on the Sub-grantee to determine community service needs. Between the Sub-grantee's advisory council, its board of directors, involvement from the local WIA and the role of the Area Agency on Aging in assisting in determining regional needs, the Sub-grantee is uniquely positioned to target the most in need. With local workforce areas targeting their funding on demand occupations, the Bureau's Sub-grantee also takes into account those demand occupations that will interest SCSEP participants and still meet a local need. As an integral part of the county's social service network, the Sub-grantee works with many of the other non-profit organizations on a regular basis.

The Sub-grantee utilizes the Department of Health and Human Resources 186 page "Children and Families Resource Guide," to assist participants with needed services and referrals. A log of those referrals is maintained in the participants file folder. The subject areas are:

Information and Referral Sources; Advocacy; Children's Health; Disability; Disease and Illness; Domestic Violence; Educational; Employment; Family Planning; Financial; Food/Nutritional; Health; Health Care and Insurance; Housing; Legal; Mental Health; Military and Veteran's; Seniors; Substance Abuse; Supports; Transportation; Utility Assistance; and Women's Health.

The most common and universal community service needs of participants are housing assistance, transportation assistance, food, utility support, and temporary financial assistance. Other concerns of our participant population are health concerns, financial difficulties, loneliness, lack of jobs, fear of identity theft, and caring for family members including children and grandchildren.

Community service needs and organizations to meet those needs vary throughout the state. Participants are connected to community resources that will address barriers and basic unmet needs, as listed in the "Children and Families Resource Guide," Participants are referred to groups that meet community service needs such as AAA, food banks, Salvation Army, Red Cross, United Way, Legal Aid Society, Senior Centers, food stamp offices, free clinics, adult education and literacy programs, community colleges, one-stop partners, and community action agencies. The sub-grantee is very resourceful in linking SCSEP participants to those organizations to meet the specific needs of each participant.

While the Sub-grantee continually seeks new host agencies, it has maintained a long and extended relationship with many of its host agencies. As the lead agencies charged with providing OAA services along with many other senior care programs, the Sub-grantee attempts to match the enrollees to those agencies uniquely skilled in working with older people. By targeting aging providers, the Sub-grantee has access to a wide variety of jobs, encompassing such fields as clerical/office, transportation, healthcare, food preparation, custodial, instructors, manufacturing, and the oil and gas industry. The Sub-grantee also targets agencies in which it already maintains some form of partnership.

Utilizing the “Melissa DATA” system that tracks nonprofit organizations on a county by county basis, the Sub-grantee is able to verify the accuracy of the county’s unmet need by determining growth and decline of non-profit organizations. In order of priority, the Sub-grantee targets county aging programs, county/municipal government offices, youth service organizations, shelters, libraries and other entities that maintain enough staff to potentially offer a position.

Recruitment of host agencies is an ongoing daily function. The Sub-grantee relies on television and newspaper marketing as its primary approach to reach both potential enrollees and host agencies. The Sub-grantee also provides information to each of the non-profit organizations that are contained within either the Melissa DATA system or the Secretary of State’s office, which maintains the registration of all social service agencies that rely on contributions or public funding.

SECTION 9. Coordination with Other Programs, Initiatives and Entities

The Bureau is a member of the WV Interagency Collaboration Team, which is comprised of leadership representing workforce target groups. One of the primary goals of this group is to enhance communications, resource sharing and program standardization.

Additionally, the Bureau sits on the WV Workforce Investment Council, which is comprised of key players within the workforce arena including legislators, members of the Governor’s Cabinet, labor leaders and corporate representatives. The main purpose of this group is to approach the system-based issues that require changes in law or formal regulations pertaining to workforce initiatives.

At the sub sponsor level, the relationship between both the WIAs and the one-stop centers varies across the State. While most maintain a positive and cooperative relationship, the limited funding at the one-stop centers encourages some local leaders to see older people as a secondary audience. Even with limited success in some parts of the State, the current Sub-grantee makes certain that both applicants and enrollees actively participate in the opportunities offered by their one-stop centers.

The Bureau will encourage and improve coordination in areas that consider “older people” as a secondary audience through the following planned actions:

Planned actions to coordinate activities of SCSEP grantees with WIA Title I programs, including plans for using the one-stop delivery system and its partners to serve individuals 55 and older:

- The Bureau will continue active participation on Workforce Investment Boards (WIBs) and other local networking groups in an effort to educate WIA partners on the needs of seniors and the SCSEP population.
- As a mandatory one-stop partner, WIA requires SCSEP grantees to enter into a memorandum of understanding (MOU) with local WIBs describing how services will be provided. The Bureau will continue these efforts.
- SCSEP participants will continue to be referred to local one-stop career centers throughout their respective service areas. We will continue to educate participants regarding the availability of comprehensive workforce development-related activities provided by one-stop centers, including updating interviewing skills, resume preparation, and job placement services, and strongly encourage participants to avail themselves of these services.
- When possible, the SCSEP Project Director will represent the Title V Program on each of the local WIBs. The cooperation of the grantee on local boards will improve coordination between workforce agencies.

Planned actions to coordinate activities of SCSEP grantees with activities being carried out in the state under other titles of the OAA:

Since the Bureau also administers other titles of the OAA through contractual agreements with its statewide network of AAAs, it is in a position to coordinate the activities of the OAA with SCSEP. The Bureau will continue these coordination efforts and will ensure that West Virginia's SCSEP national grantees are aware of AAA activities and initiatives through e-mail notifications.

The Bureau will continue to reach out to AAAs to offer them the opportunity to become host agencies for SCSEP participants. In addition, referrals will be made to nutrition programs, transportation services, health and wellness programs, caregiver support programs and services, and other programs offered through other titles of the OAA. SCSEP participants and other older workers will be directed to one of the local information and referral hotlines, when these workers are seeking services or information.

The grantee will become more involved with AAAs in their respective areas by sharing local job market information, making cross-referrals, taking advantage of speaking opportunities, increasing contact with case managers, exchanging support services information, and increasing information sharing that is mutually beneficial.

Planned actions to coordinate SCSEP with other private and public entities and programs that provide services to older Americans, such as community and faith-based organizations, transportation programs, and programs for those with special needs or disabilities

The Bureau will coordinate with career centers, vocational rehabilitation services organizations, and other members of the local disability community regarding activities, resources, and services for seniors with disabilities.

Participation in meetings, as appropriate, with senior service providers, both public and private, will develop partnerships and collaboration in an effort to more effectively and efficiently serve our participants through coordinated service delivery.

Coordination with local service providers and community stakeholders will be necessary to assess needs and develop solutions for local transportation services.

We will network with area faith-based organizations to conduct outreach to SCSEP-eligible individuals.

If assistance is needed for training and employment services with the deaf and hard of hearing, interpreters and other communication access services will be scheduled.

Other partnerships include organizations providing assistance with subsidized housing, healthcare and medical services, legal aid, food, personal and financial counseling, interviewing, and clothing.

Planned actions to coordinate with other labor market and job training initiatives:

The Bureau will increase advocacy roles with partner programs on behalf of the SCSEP population and seek opportunities to jointly serve SCSEP participants.

The grantee will seek job training opportunities leading to jobs available in the local labor market and offered by community colleges, technology centers, non-profit organizations, adult education programs, and other training institutions.

Actions to ensure that SCSEP is an active partner in the one-stop delivery system and steps the state will take to encourage and improve coordination with the one-stop delivery system

The Bureau will seek opportunities to have one-stop centers serve as host agencies, participate in local planning activities with all mandated partners, develop effective MOUs, and exchange information that is beneficial to all.

The Bureau will encourage one-stop career centers to include all SCSEP grantees operating in the local area in regular partner meetings to improve coordination with the one-stop delivery system.

SCSEP participant openings will be listed with one-stop career centers. Co-enrollment in WIA will be encouraged to participants seeking full-time employment.

Guidance will be requested from one-stop career centers on relevant skills required by local employers.

Where applicable, the Bureau will attend WIA Board meetings regularly in the service area. The Bureau uses local labor market information and staff information to identify occupations and industries with most promise for older job seekers, employers that are hiring or will soon be hiring, and employers moving to the local area, and finally;

The Bureau will refer participants who are ineligible for SCSEP to the closest career center for job search assistance.

Each county across the State has at least one career and technical school that also provides adult educational programs. The Sub-grantee relies heavily on the adult education centers as its primary source to access needed services that will enhance the employability of older people.

The Bureau and its Sub-grantee have found that one of the most effective mechanisms to ensure employment placement compatibility with the regional economy is to effectively communicate and work in partnership with Workforce Investment Area staff. This approach allows the Sub-grantee to utilize the skills and knowledge base of the workforce community without having to duplicate work already accomplished by another entity.

Part of the WV Workforce State Plan and the Interagency Collaboration Team state West Virginia is committed to the vision of:

- Assisting individuals in obtaining employment that leads to self-sufficiency;
- Providing employers with access to qualified and appropriately skilled employees;
- Maintaining effective programs and services that are delivered through a seamless and integrated delivery system;
- Maintaining a system that continually improves; and
- Developing (through collaboration with partners) a process to eliminate duplication of services.

As a mandated partner with WorkForce West Virginia, the Bureau works toward improving all workforce investment initiatives adopted by the State. This strong relationship also provides access to other key players involved in improving the employability of West Virginians. In an effort to reduce duplication of resources, the Bureau is able to access other workforce groups such as the Department of Health and Human Resources, the WV Vocational Rehabilitation Center, the State's Community and Technical Colleges, the U.S. Department of Housing and Urban Development and the Adult Basic Education System through participation in the WV Interagency Collaboration Team. At the local level, the Sub-grantee maintains a similar

relationship with the local One-Stop Center and the Adult Basic Education Center. The Sub-grantee and the state agencies operate through completed Memorandums of Understanding.

As the designated State Unit on Aging, the Bureau is intricately involved with all agencies that provide services to older West Virginians. Collectively, the listing of providers noted in Section 2 coordinates services to over 50,000 seniors from across the State. For the Older Americans Act program the Bureau maintains contracts with each of the fifty-five County Aging Programs, three specific Nutrition Providers, four Area Agencies on Aging and two Legal Service Providers. In regard to the Bureau's home care programs, forty-six provide direct service (in addition to the county aging programs) and twenty-three organizations provide comprehensive case management. Other statewide programs targeted to West Virginia's senior population are provided by the county aging programs as one-stop centers for senior citizens.

The Bureau does not maintain any leveraged resources for the Title V program. The Sub-grantee utilizes various services and training programs offered through the one-stop centers but does not track the financial costs in an effort to reduce the accounting burden from the Workforce Investment Areas. A similar approach is maintained in regard to obtaining donated goods, such as work shoes, eyeglasses and dental work that assist enrollees in obtaining work. Most businesses that provide such support do not want the added burden of tracking their donations.

SECTION 10. Avoidance of Disruption in Service

According to the 2010 Census data, approximately 31%, or 562,229, of West Virginian's total population (1,840,802) are age fifty-five and older. Population projections indicate this figure will continue to climb until 2030. Traditionally, the older Appalachian population does not migrate unless health conditions require relocation to family members.

The data indicates a 2.5% increase in the total population from 2000 - 2010. Population projections indicate at least seventy West Virginians will reach age sixty each day. Additionally, the current population maintains the highest median age in the country, with the in-migration and out-migration expected to remain minimal.

Both of these factors translate to a workforce with the same profile, which leaves businesses to speculate where they will find highly trained employees. Vocational schools and community and technical colleges are working to address the training needs of high school graduates. In order for the labor market to meet the high demand for proficient, well-trained workers, the current workforce must continually be re-trained with new skills.

While the Bureau administers all Older American Act funds across West Virginia and distributes those funds based upon a funding formula, it recognizes the need to shift financing and enrollee positions slowly. This will prevent an undue burden on program administrators or the targeted population. The Bureau will reinforce relationships with the national sponsors by advising them of Senior Center contacts and services in their sponsorship counties.

Equitable distribution considerations will be factored into all decisions regarding over-enrollment. They will be made only after consultation with the two national sponsors that share the Title V program with the Bureau of Senior Services. In addition to monitoring program enrollments, the Bureau of Senior Services will continue to adhere to all Department of Labor advisories and notifications.

SECTION 11. Improvement of SCSEP Services

Since the submittal of the last State Plan, the Bureau found it necessary to implement several changes to improve services for the older worker. The Department of Labor's funding and participant reduction of 25% for Program Year 2011 and the subsequent 1% reduction for Program Year 2012 required a new strategy to maximize resources. In addition to improved discussions with current national sponsors, the following changes have proven successful:

- Selecting one sub-grantee to meet program goals for a more efficiently run operation.
- Increasing programmatic and fiscal monitoring of the sub-grantee.
- Implementing a new statutory individual participant durational limit of 48 months without the possibility of extensions. This means that no participants will be offered an extension beyond the 48-month time limit for participation in SCSEP. The new policy with Department of Labor approval went into effect on November 1, 2011.

The above individual durational limit policy was implemented with the following provisions:

Participant Notification of New Policy: All current and incoming participants will be informed in writing immediately of the Grantee's individual durational limit policy.

Fairness and Consistency: Grantee's individual durational limit policy is uniformly applied to each and every participant served by all of the Grantee's new local projects.

Transition Plans: Appropriate transition plans are in place for each participant affected by a durational limit and will be implemented in a timely manner to ensure the best possible outcome for each participant.

Participant Notification of Termination: When a participant will be terminated due to reaching his or her time limit, the participant must be sent a written notice of termination at least 30 days before the termination date.

Grievance Policy: Grantee's SCSEP grievance procedure is in effect for any participants who wish to appeal terminations, including durational limit terminations, and a copy will be given to each participant whenever the participant is informed of any durational limit termination.

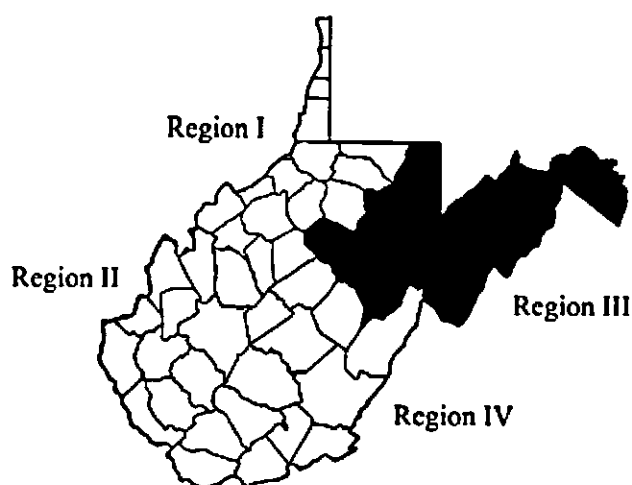
- Increased collaboration with WorkForce West Virginia to offer better training and educational opportunities with a particular focus on SCSEP enrollees.
- Lastly, communicating with our Congressional Representatives to strongly oppose any future cuts to the Senior Community Services Program.

Section 11

APPENDICES

West Virginia Area Agencies on Aging

West Virginia's four Area Agencies on Aging (AAAs) are part of a nationwide network of organizations created by the Older Americans Act for the purpose of developing a comprehensive and coordinated plan that assures seniors have access to needed services and programs. The AAAs contract with county aging providers (senior centers) for the provision of meals, transportation, and other services. They also monitor the providers for programmatic and fiscal compliance.



Region I Northwestern AAA- Lynn Williams Dipasquale, Executive Director

Counties Served: Brooke, Calhoun, Doddridge, Gilmer, Hancock, Harrison, Marion, Marshall, Monongalia, Ohio, Pleasants, Ritchie, Tyler, Wetzel, Wirt, Wood

Region II Metro AAA – Brenda Landers, Executive Director

Counties Served: Boone, Cabell, Jackson, Kanawha, Lincoln, Logan, Mason, Mingo, Putnam, Roane, Wayne

Region III Upper Potomac AAA – Scott Gossard, Executive Director

Counties Served: Barbour, Berkeley, Grant, Hampshire, Hardy, Jefferson, Lewis, Mineral, Morgan, Pendleton, Preston, Randolph, Taylor, Tucker, Upshur

Region IV Appalachian AAA – Ramona McNeely-Stanley, Executive Director

Counties Served: Braxton, Clay, Fayette, Greenbrier, McDowell, Mercer, Monroe, Nicholas, Pocahontas, Raleigh, Summers, Webster, Wyoming

Appendix B

Letters of Support

West Virginia Senior Legal Aid, Inc.

*Providing free legal services to needy
senior West Virginians age 60 and over*
235 High Street Rm 519, Morgantown WV 26505
1-800-239-8819 or 296-0082, Fax 304 296 2746
www.seniorlegalaid.org seniorlegalaid@yahoo.com

Robert E. Roswall, Commissioner
West Virginia Bureau of Senior Services
1900 Kanawha Boulevard, East
Charleston, West Virginia 25305-0160

June 18, 2012

Dear Commissioner Roswall:

I am happy to demonstrate our strong support for the Senior Community Service Employment Program (SCSEP) again this year. As you know we have been a host agency for many years through our contract with Preston County Senior Citizens, Inc.

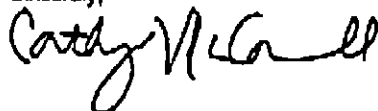
The older workers we have had the opportunity to host over the years have been a wonderful part of our team, and have truly enhanced our ability to serve seniors in several ways. They have provided us with valuable labor that we would not have been able to afford without the program. Since our SCSEP workers typically handle intake and telephone reception, they have created a welcoming gateway to the seniors we serve by being the first people our prospective clients talk to here. Our staff members have benefited from more opportunities to work side by side with older people through this program, as well.

I hope that the kinds of training we have provided to our SCSEP workers has been beneficial to them. We strive to offer opportunities for our SCSEP workers to learn new computer skills, telephone and communication skills, and to get transferrable experience working in a public interest law office.

Our experience with this program has encouraged us to seek out older workers when we have openings. We know they are likely to be dependable, eager learners, and people of integrity.

Thank you for the continued opportunity to host seniors through SCSEP, we deeply appreciate it.

Sincerely,



Cathy McConnell, Esq.
Executive Director

Preston County
Senior Citizens Inc.

RECEIVED

JUN 25 2012

Bureau of Senior Services

June 19, 2012

Robert Roswall
Commissioner
West Virginia Bureau of Senior Services
1900 Kanawha Boulevard, East
Charleston, WV 25305

Dear Commissioner Roswall:

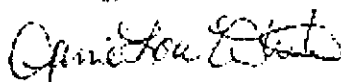
Preston County Senior Citizens, Inc. is pleased to present this letter of support for the Senior Community Service Employment Program. Our agency has served as a Host Agency for several years.

The opportunities afforded low-income, unemployed mature adults through this program are important to the participants' self-esteem, financial security, and transition to unsubsidized employment. We have been pleased to provide training opportunities and in many cases, employment for the enrollees placed with us. In addition, Preston County Senior Citizens, Inc. has benefited by the additional workers who expand our service to the community.

The collaboration between the Senior Community Service Employment Program and our business has removed critical employment barriers in the transition to work and job retention. We value and promote older workers as experienced, qualified, responsible, and talented employees.

Thank you.

Sincerely,



Janie Lou White, MSG
Executive Director

Senior Monongalians, Inc.

Monongalia County Committee on Aging Since 1961.

Telephone: (304) 296-3812 Fax: (304) 296-3917
P.O. Box 663 ~ Morgantown, WV 26507 ~ Mountaineer Mall
www.seniorcmfpa.org

RECEIVED

JUN 25 2012

Bureau of Senior Services

June 21, 2012

Robert E. Roswall, Commissioner
State of WV Bureau of Senior Services
1900 Kanawha Boulevard East
Charleston, WV 25305

Re: Letter of Support

Dear Mr. Roswall,


Please let this stand as a letter of support for the West Virginia State Plan for Senior Community Service Employment Program.

Senior Monongalians has been a Host Agency since 2009. Because of this valuable program, Senior Monongalians has not only been able to provide confidence, development and growth skills to the employee but as an Agency, Senior Monongalians has gained an employee that makes it possible to expand services to those who might not otherwise be a recipient of all services that are offered.

I, as Executive Director, urge the continuation of this vital program.

Thanking you in advance for consideration of this letter.

Sincerely,



Betsy Robinson,
Executive Director



RECEIVED
JUL 25 2012
Bureau of Senior Services
Putting Together For People

June 22, 2012

Mr. Robert E. Rowell, Commissioner
West Virginia Bureau of Senior Services
1900 Kanawha Boulevard East
Charleston, WV 25305 0160

Dear Commissioner Rowell,

We are very pleased to write to you in strong support of the Senior Community Service Employment Program. This program is making a measurable difference for our small nonprofit organization and for the seniors enrolled in the program.

Each person enrolled in the Title V Senior Community Service Employment Program (SCSEP) (the Enrollee) is challenged in one or numerous ways in re-entering the workforce on their own. The role of Worksite Agency is to help the person attain the new skills, responsibilities, and confidence necessary to transition successfully to the workforce. The Sponsor Agency, Preston County Senior Citizens, Inc., has many more resources, to help the Enrollee set and attain their goals and move to unassisted and gainful employment.

In the years I have overseen the Sponsor Agency component of the Title V SCSEP program at SPEC every person placed here has truly needed additional support prior to seeking and attaining independent employment. This program is in no way a "make work" program. It's not equivalent to a short-lived summer job or internship. Preston County Senior Citizens partners with Sponsor Agencies so that SCSEP Enrollees can have the time and support necessary to learn real, employable skills, while doing work that in turn helps fulfill the mission of the agency.

For Schoenbaum Family Enrichment Center, the placement of SCSEP Enrollees within our organization is essential to our program's operations. We recommend continuance of this program based on its very positive impact in the communities it serves.

Sincerely,


Jodi Haddad, MSW
President and CEO

*Commission on Aging
Raleigh County*

RECEIVED

JUN 25 2012

Bureau of Senior Services

21 June, 2012

Robert Roswell, Commissioner
State of WV Bureau of Senior Services
1900 Kanawha BLVD East
Charleston, WV 25305

Dear Commissioner Roswell:

As you know the Raleigh County Commission on Aging (RCCOA) has been committed to providing programs and services to help seniors sustain their independence to the fullest extent possible. For the past 30 years, the RCCOA grown to meet the ever changing needs of the seniors we serve. The agency's focus still remains to provide services and supports that allow seniors to maintain a healthy, independent lifestyle.

As a part of that focus, the RCCOA continues to support the WV Bureau of Senior Service's participation in the Senior Community Service Employment Program. This program not only provides financial assistance to those participating in the program, it also assists the agency in providing meaningful services to the seniors of the RCCOA.

If you have any questions about the Raleigh County Commission on Aging or its programs and service, please contact me at 304-255-1397. Office hours are Monday through Friday from 8 AM to 4 PM.

Sincerely,



Sherry A. Lucero, MSW, LGSW
Program Director



LEGAL AID OF WEST VIRGINIA, INC.
922 Quarrier Street
Fourth Floor
Charleston, WV 25301
Phone (304) 343-3013 x
2128
(866) 255-4370
Fax (304) 345-5934
www.lawv.net

June 29, 2012

Mr. Robert E. Roswall
Commissioner
Bureau of Senior Services
1900 Kanawha Blvd.
Charleston, WV 253050160

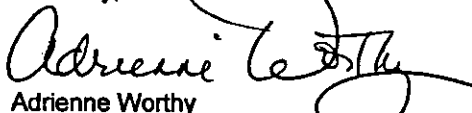
Dear Mr. Roswall:

It is my understanding that the West Virginia Bureau of Senior Services is in the process of developing the West Virginia State Plan for the Senior Community Service Employment Program.

As a long-time host agency, Legal Aid of West Virginia strongly supports this program. For many years, we have provided training opportunities for participants in several of our offices statewide and we feel like our staff and services have benefitted as much from the program as the participants. We hope the Program will continue its work to benefit participants as well as those like Legal Aid in the non-profit community.

Please let me know if you have any questions about our program's support or involvement.
Thank you!

Sincerely,


Adrienne Worthy
Executive Director



ADMINISTRATIVE OFFICE 922 Quarrier Street Fourth Floor Charleston, WV 25301 (800) 642-8279



1516 Washington St. E., Charleston, WV 25311 (304) 346-6398 • FAX (304) 346-6417

June 26, 2012

Robert E. Roswall
Commissioner
State of West Virginia
Bureau of Senior Services

Dear Mr. Roswall,

I am writing to voice my support for the Senior Community Service Employment Program. During a time of financial difficulty, the Religious Coalition for Community Renewal (RCCR) has been able to maintain our Administrative Position by utilizing the services of the Senior Community Service Employment Program. In return, we have provided training in file management, grant documentation requirements, and grant reimbursement requirements for the person assigned to us to fill this position. As our financial position improves, we will be more inclined to hire this person because they are already trained in the services that we need.

I feel that it is a great way to utilize the expertise that our Senior Community has obtained through years of experience on the jobs they have held over the years. Also Senior Employees tend to be very reliable and eager to work. I strongly recommend the continuation of this program.

Sincerely,

Debra A. Payne
Executive Director

Samaritan Inn
1117 Quarrier Street
Charleston, WV 25301
(304) 343-9632

Smith Street Station
801 Smith Street
Charleston, WV 25301
(304) 346-3055

www.rccr.org

Jubilee Housing
1516 Washington St. E.
Charleston, WV 25311
(304) 346-6398



East End Family Resource Center
502 Ruffner Avenue – P. O. Box 11559, Charleston, WV 25339
Telephone: 304.344.1656 Fax: 304.720.0201

June 29, 2012

Mr. Robert E. Roswall
State of West Virginia
Bureau of Senior Services
1900 Kanawha Boulevard East
Charleston, WV 25305-0160

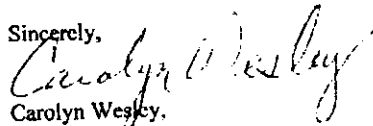
Dear Mr. Roswall,

It gives us great satisfaction to offer our support to the WV Bureau of Senior Services in your efforts to develop the WV State Plan for the Senior Community Service Employment Program.

As a host agency, we have provided training opportunities to several enrollees and now have the pleasure of working with four seniors who not only are learning and polishing many skills, but are also sharing with us the vast wealth of knowledge that only comes with experience.

We wish you the best of success in your pursuit of the Senior Community Employment Program and look forward to working with you in the future.

Sincerely,


Carolyn Wesley,
Director



"Connecting People with Information"

404 West Pike Street
Clarksburg, WV 26301
(304) 627-2236
FAX (304) 627-2239

Jenn Armistead
Director

Robert E Roswall
COMMISSIONER
STATE OF WEST VIRGINIA
BUREAU OF SENIOR SERVICES
1900 Kanawha Boulevard East
Charleston WV 26305-0160

Mr. Roswell:

The Senior Community Service Employment Program has been a great asset to the Clarksburg Harrison Public Library.

The training opportunities and skills the participant learns is a great acknowledgement of this program.

We hope this program continues in its success.

Respectfully Submitted,

A handwritten signature in cursive script that reads 'Julia M Todd'.

Julia M Todd
CIRCULATION TEAM LEADER
CLARKSBURG HARRISON PUBLIC LIBRARY

eliminating racism
empowering women

YWCA

charleston, wv



1426 Kanawha Blvd. East
Charleston, WV 25301

Phone: (304) 340-3594
Fax: (304) 340-3614

ywcacharleston.org

ywca sojourner's shelter
(304) 340-3553

ywca resolve family abuse program
(304) 340-3573

ywca mel wolf child development center
(304) 340-3560

ywca shanklin center
(304) 415-2682

ywca alicia macconnick homes
(304) 415-2682

ywca empowerment homes for women
(304) 415-2682

ywca tips/nautilus
(304) 340-3550

ywca past & present gently used clothing
(304) 340-3646

ywca 2nd seating gently used furniture
(304) 344-1348



July 2, 2012

RECEIVED

JUL 06 2012

Mr. Robert E. Roswall, Commissioner
State of WV, Bureau of Senior Services ~~Bureau of Senior Services~~
1900 Kanawha Blvd, East
Charleston, WV 25305-0160

Dear Commissioner Roswall:

I wish to express my profound appreciation for the West Virginia Senior Community Service Employment Program (SCSEP)! The YWCA of Charleston, WV has been a host agency for many years. We have seen firsthand the tremendous value that this program has both for our low income seniors who participate in this program and our agency as well. We have made many great hires from the SCSEP participants!

The YWCA utilizes the seniors in 2 of our programs. The YWCA Mel Wolf Child Development Center is the largest provider of child care and pre-school services to low income families in our community, and we utilize seniors from this program in our kitchen and in our classrooms. In fact, our wonderful cook of 10 years, Julia Ward, was a member of the SCSEP program at our Center. She was trained to cook at our Center, and was then offered, and took the full time cook position with us. She stayed with us in that full time position for 10 years, until she retired! We also have members of the SCSEP program at our gently used clothing store, YWCA Past and Present. We train the seniors in all aspects of retail, and then hire them when we have openings! (We also celebrate their successes when they get hired by other agencies/companies after we have trained them!) We hired Ann Myers, one of the most valued employees in our entire agency, after she trained with us at Past & Present through the SCSEP program. She remains today as one of the most competent, hard working employees that we have ever had at Past & Present!

In addition, we truly understand the financial benefit that the seniors obtain while in the program. They receive financial support while they are training, which, given their challenged financial constraints, is a true blessing.

Thank you again, Commissioner Roswall, for including the YWCA of Charleston as one of your host sites! We are grateful!

Sincerely,


Debby Weinstein, Executive Director
YWCA of Charleston, WV

City of Salem

229 West Main Street

Salem, West Virginia 26426

Telephone 304-782-1318

July 6, 2012

Robert E. Roswall
Commissioner
State of West Virginia
Bureau of Senior Services
1900 Kanawha Boulevard East
Charleston, West Virginia 25305-0160

Dear Mr. Roswall,

Your Senior Community Service Employment Program has been very beneficial to the City of Salem. Our Senior participating in this program runs our local Library and does a commendable job.

We whole heartedly support this worthwhile program and hope for its continuance.

I Remain,



Joe Davis

City Manager

Salem, WV 26426

Sub-Area Planning Committee

142 Marshall Avenue
Dunbar, WV 25064

304-768-7556

Walter L. Greenhowe-President
Kenneth R. Mosley-V President

Gloria D. Richmond-Secretary
Gloria W. Gray-Treasurer

William J. Raglin, Executive Director
June 30, 1982

RECEIVED
JUL 10 1982
General Services Administration

Mr. Robert E. Roswall
State of West Virginia
Bureau of Senior Services
1900 Kanawha Boulevard East
Charleston, WV 25305-0160

Dear Mr. Roswall

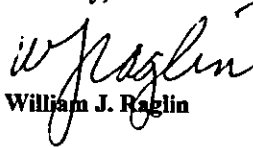
The Institute-West Dunbar-Pinewood Sub Area Planning Committee is pleased to comment on the great benefit to our organization and the community provided by the Title V Community Service Employment Program. We are a 501C (3) organization whose primary objective is to improve the quality of life in the affected Sub Area. We operate primarily with funding contributed by local industry. We support the community in areas such as street lighting, sanitation, paving, etc.; and provide an array of support for the youth and seniors in our community,

We receive no public funding and have no full time employees. Our total operating cost for administration including office expenses are minimal and the opportunity to utilize a Title V Employee as a part time office clerk has significantly improved our operation. This position has also been instrumental in assisting with record keeping for the Senior Nutrition Program.

Ms. Juanita McCarty, the Title V employee, has learned much about office procedures while improving her data processing skills. As she continues to progress in her knowledge of file management, data and work processing, she will be a well qualified office clerk.

We hope to continue receiving support from the Senior Community Services Employment Program.

Sincerely,



William J. Raglin

Appendix C

Public Comments & Letters of Participation

**West Virginia SCSEP Equitable Distribution Plan
Enrollee Positions by Sponsor and County
Program Year 2012**

County	PY-11-ED			% Difference: Census %-of State-vs.-PY-11 %-of State	PY-12-ED		
	All Grantees	State Grantee	National Grantees		All Grantees	State Grantee	National Grantees
West Virginia	509	104	405	52.7%	505	103	402
Barbour County	6		6	-3.82%	6	0	6
Berkeley County	12		12	-16.63%	14	0	14
Boone County	7	7	0	-21.29%	9	9	0
Braxton County	7		7	18.18%	6	0	6
Brooke County	10		10	102.10%	5	0	5
Cabell County	27		27	19.77%	23	0	23
Calhoun County	4		4	22.16%	3	0	3
Clay County	4	4.00	0	-0.03%	4	4	0
Doddridge County	3	3	0	-25.23%	4	4	0
Fayette County	16		16	-3.33%	16	0	16
Gilmer County	4		4	54.97%	3	0	3
Grant County	7		7	68.99%	4	0	4
Greenbrier County	13		13	3.26%	12	0	12
Hampshire County	3		3	-69.77%	10	0	10
Hancock County	8		8	24.63%	6	0	6
Hardy County	5		5	0.02%	5	0	5
Harrison County	16	16.00	0	-17.25%	19	19	0
Jackson County	8		8	10.21%	7	0	7
Jefferson County	5		5	-28.39%	7	0	7
Kanawha County	45	37.00	8	5.23%	42	35	7
Lewis County	6		6	-0.03%	6	0	6
Lincoln County	9		9	30.69%	7	0	7
Logan County	12		12	35.11%	9	0	9
McDowell County	13	3.00	10	-6.65%	14	0	14
Marion County	20		20	48.99%	13	0	13
Marshall County	9		9	-14.60%	10	0	10
Mason County	7		7	-24.26%	9	0	9
Mercer County	20	6	14	-14.77%	24	0	24
Mineral County	5		5	-34.47%	8	0	8
Mingo County	9		9	9.08%	8	0	8
Monongalia County	13	3	10	8.20%	12	3	9
Monroe County	4		4	4.23%	4	0	4
Morgan County	3		3	-44.08%	5	0	5

County	PY 11 ED				PY 12 ED		
	All Grantees	State Grantee	National Grantees	% Difference:	All Grantees	State Grantee	National Grantees
				Census % of State vs. PY 11 % of State			
Nicholas County	7		7	-24.26%	9	0	9
Ohio County	14		14	28.05%	11	0	11
Pendleton County	8		8	67.20%	5	0	5
Pleasants County	2		2	9.87%	2	0	2
Pocahontas County	4		4	60.58%	2	0	2
Preston County	8	8.00	0	-2.57%	8	8	0
Putnam County	7	7	0	-18.12%	8	8	0
Raleigh County	17	4.00	13	-26.75%	24	6	18
Randolph County	12		12	42.53%	8	0	8
Ritchie County	4		4	-1.15%	4	0	4
Roane County	5		5	-15.26%	6	0	6
Summers County	5		5	-30.30%	7	0	7
Taylor County	4	4.00	0	-20.70%	5	5	0
Tucker County	7		7	103.96%	3	0	3
Tyler County	4		4	12.13%	4	0	4
Upshur County	8		8	-21.92%	10	0	10
Wayne County	12		12	-25.29%	16	0	16
Webster County	5		5	28.77%	4	0	4
Wetzel County	10		10	63.39%	6	0	6
Wirt County	2		2	-21.83%	3	0	3
Wood County	17		17	-14.40%	20	0	20
Wyoming County	7	2	5	12.71%	6	2	4
Totals	509	104	405	-	505	103	402

**West Virginia SCSEP Equitable Distribution Plan
Enrollee Positions by Sponsor and County
Program Year 2014**

WV BOSS	County	<u>1st</u>				<u>2nd</u>			
		AP	E	V	% V	AP	E	V	% V
54005	Boone	9	4	-5	-55.6%	9	3	-6	-66.7%
54015	Clay	4	4	0	0%	4	3	-1	-25%
54017	Doddridge	4	0	-4	-100%	4	0	-4	-100%
54033	Harrison	18	8	10	-55.6%	18	8	10	-55.6%

54039	Kanawha	33	42	9	27.3%	33	48	15	45.5%
54061	Monongalia	3	3	0	0%	3	3	0	0%
54077	Preston	8	21	13	162.5%	8	20	12	150%
54079	Putnam	8	6	-2	-25%	8	3	-5	-62.5%
54081	Raleigh	6	1	-5	-83.3%	6	1	-5	-83.3%
54091	Taylor	5	3	-2	-40%	5	3	-2	-40%
54109	Wyoming	2	1	-1	-50%	2	2	0	0%
	TOTAL	100	93	-7	51%	100	94	-6	60%

NCOA	County	1st				2nd			
		AP	E	V	% V	AP	E	V	% V
54001	Barbour	6	6	0	0%	6	7	1	16.7%
54003	Berkeley	13	7	-6	-46.2%	13	10	-3	-23.1%
54005	Boone		1	1	0%		2	2	0%
54007	Braxton	6	6	0	0%	6	9	3	50%
54009	Brooke	5	1	-4	-80%	5	1	-4	-80%
54011	Cabell	21	35	14	66.7%	21	32	11	52.4%
54013	Calhoun	3	2	-1	-33.3%	3	2	-1	-33.3%
54019	Fayette				%		1	1	0%
54021	Gilmer	3	9	6	200%	3	11	8	266.7%
54023	Grant	4	7	3	75%	4	11	7	175%
54027	Hampshire	10	12	2	20%	10	14	4	40%
54029	Hancock	6	9	3	50%	6	10	4	66.7%
54031	Hardy	5	12	7	140%	5	10	5	100%
54035	Jackson	7	8	1	14.3%	7	8	1	14.3%
54037	Jefferson	7	1	-6	-85.7%	7	2	-5	-71.4%
54041	Lewis	6	3	-3	-50%	6	3	-3	-50%
54043	Lincoln	7	3	-4	-57.1%	7	3	-4	-57.1%
54045	Logan	9	4	-5	-55.6%	9	4	-5	-55.6%
54049	Marion	11	7	-4	-36.4%	11	9	-2	-18.2%

54051	Marshall	10	11	1	10%	10	10	0	0%
54053	Mason	9	8	-1	-11.1%	9	7	-2	-22.2%
54057	Mineral	8	3	-5	-62.5%	8	3	-5	-62.5%
54059	Mingo	8		-8	-100%	8	1	-7	-87.5%
54061	Monongalia	9	6	-3	-33.3%	9	5	-4	-44.4%
54065	Morgan	5	2	-3	-60%	5	2	-3	-60%
54069	Ohio	11	56	45	409.1%	11	48	37	336.4%
54071	Pendleton	5	25	20	400%	5	24	19	380%
54073	Pleasants	2	2	0	0%	2	2	0	0%
54075	Pocahontas		1	1	0%		1	1	0%
54083	Randolph	8	8	0	0%	8	5	-3	-37.5%
54085	Ritchie	4	3	-1	-25%	4	1	-3	-75%
54087	Roane	6	2	-4	-66.7%	6	2	-4	-66.7%
54091	Taylor		1	1	0%		2	2	0%
54093	Tucker	3	7	4	133.3%	3	7	4	133.3%
54095	Tyler	4	3	-1	-25%	4	2	-2	-50%
54097	Upshur	10	6	-4	-40%	10	7	-3	-30%
54099	Wayne	15	8	-7	-46.7%	15	10	-5	-33.3%
54101	Webster	4	8	4	100%	4	7	3	75%
54103	Wetzel	6	4	-2	-33.3%	6	2	-4	-66.7%
54105	Wirt	3		-3	-100%	3	0	-3	-100%
54107	Wood	18	24	6	33.3%	18	32	14	77.8%
	TOTAL	277	321	44	70%	277	329	52	72.9%

E W	County	1 st				2 nd			
		AP	E	V	% V	AP	E	V	% V
54019	Fayette	15	11	4	-26.7%	15	13	-2	-13.3%
54025	Greenbrier	11	12	1	9.1%	11	9	-2	-18.2%
54039	Kanawha	7	11	4	57.1%	7	12	5	71.4%
54047	McDowell	13	7	$\frac{-6}{6}$	-46.2%	13	7	-6	-46.2%

<u>54055</u>	<u>Mercer</u>	<u>24</u>	<u>18</u>	<u>$\frac{-}{6}$</u>	<u>-25%</u>	<u>24</u>	<u>17</u>	<u>-7</u>	<u>-29.2%</u>
<u>54059</u>	<u>Mingo</u>		<u>1</u>	<u>1</u>	<u>0%</u>		<u>1</u>	<u>1</u>	<u>0%</u>
<u>54063</u>	<u>Monroe</u>	<u>4</u>	<u>1</u>	<u>$\frac{-}{3}$</u>	<u>-75%</u>	<u>4</u>	<u>1</u>	<u>-3</u>	<u>-75%</u>
<u>54067</u>	<u>Nicholas</u>	<u>9</u>	<u>11</u>	<u>2</u>	<u>22.2%</u>	<u>9</u>	<u>11</u>	<u>2</u>	<u>22.2%</u>
<u>54075</u>	<u>Pocahontas</u>	<u>2</u>	<u>6</u>	<u>4</u>	<u>200%</u>	<u>2</u>	<u>7</u>	<u>5</u>	<u>250%</u>
<u>54079</u>	<u>Putnam</u>		<u>1</u>	<u>1</u>	<u>0%</u>		<u>1</u>	<u>1</u>	<u>0%</u>
<u>54081</u>	<u>Raleigh</u>	<u>18</u>	<u>14</u>	<u>$\frac{-}{4}$</u>	<u>-22.2%</u>	<u>18</u>	<u>14</u>	<u>-4</u>	<u>-22.2%</u>
<u>54089</u>	<u>Summers</u>	<u>7</u>	<u>8</u>	<u>1</u>	<u>14.3%</u>	<u>7</u>	<u>8</u>	<u>1</u>	<u>14.3%</u>
<u>54109</u>	<u>Wyoming</u>	<u>4</u>	<u>4</u>	<u>0</u>	<u>0%</u>	<u>4</u>	<u>4</u>	<u>0</u>	<u>0%</u>
	<u>TOTAL</u>	<u>114</u>	<u>105</u>	<u>$\frac{-}{9}$</u>	<u>32.5%</u>	<u>$\frac{11}{4}$</u>	<u>105</u>	<u>-9</u>	<u>34.2%</u>

WV Counties & Communities by Rural/Urban Designation

County	Community	Zip Code	RUCA
Barbour	Century	26201	Rural
Barbour	Volga	26238	Rural
Barbour	Belington	26250	Rural
Barbour	Junior	26275	Rural
Barbour	Brownnton	26334	Rural
Barbour	Galloway	26349	Rural
Barbour	Kasson	26405	Rural
Barbour	Moatsville	26405	Rural
Barbour	Philippi	26416	Rural
Berkeley	Martinsburg	25401	Urban
Berkeley	Bunker Hill	25413	Rural
Berkeley	Falling Waters	25419	Urban
Berkeley	Gerrardstown	25420	Urban
Berkeley	Glengary	25421	Urban
Berkeley	Jones Springs	25427	Urban
Berkeley	Cherry Run	25427	Urban
Berkeley	Hedgesville	25427	Urban
Berkeley	Inwood	25428	Urban
Berkeley	Ridgeway	25440	Urban
Boone	Ashford	25009	Rural
Boone	Bald Knob	25010	Rural
Boone	Bim	25021	Rural
Boone	Bloomingrose	25024	Urban
Boone	Bob White	25028	Rural
Boone	Comfort	25049	Urban
Boone	Costa	25051	Rural
Boone	Danville	25053	Rural
Boone	Gordon	25093	Rural
Boone	Hewett	25108	Rural
Boone	Ramage	25114	Rural
Boone	Jeffrey	25114	Rural
Boone	Madison	25130	Rural
Boone	Nellis	25142	Rural

Boone	Orgas	25148	Urban
Boone	Ottawa	25149	Rural
Boone	Peytona	25154	Rural
Boone	Racine	25165	Rural
Boone	Ridgeview	25169	Rural
Boone	Prenter	25181	Rural
Boone	Seth	25181	Rural
Boone	Sylvester	25193	Urban
Boone	Turtle Creek	25203	Rural
Boone	Twilight	25204	Rural
Boone	Bandytown	25204	Rural
Boone	Uneda	25205	Rural
Boone	Van	25206	Rural
Boone	Wharton	25208	Rural
Boone	Barrett	25208	Rural
Boone	Garrison	25209	Urban
Boone	Whitesville	25209	Urban
Boone	Julian	25529	Urban
Boone	Morrisvale	25565	Urban
Boone	Foster	25801	Rural
Braxton	Burnsville	26335	Rural
Braxton	Gem	26335	Rural
Braxton	Sutton	26601	Rural
Braxton	Herold	26601	Rural
Braxton	Newville	26601	Rural
Braxton	Centralia	26612	Rural
Braxton	Copen	26615	Rural
Braxton	Elmira	26618	Rural
Braxton	Riffle	26619	Rural
Braxton	Exchange	26619	Rural
Braxton	Corley	26621	Rural
Braxton	Flatwoods	26621	Rural
Braxton	Clem	26623	Rural
Braxton	Frametown	26623	Rural
Braxton	Glendon	26623	Rural
Braxton	Gassaway	26624	Rural
Braxton	Heaters	26627	Rural
Braxton	Little Birch	26629	Rural
Braxton	Tesla	26629	Rural
Braxton	Napier	26631	Rural
Braxton	Falls Mill	26631	Rural
Braxton	Strange Creek	26639	Rural
Braxton	Wilsie	26641	Rural

Brooke	Beech Bottom	26030	Urban
Brooke	Bethany	26032	Urban
Brooke	Colliers	26035	Urban
Brooke	Follansbee	26037	Urban
Brooke	Short Creek	26058	Urban
Brooke	Wellsburg	26070	Urban
Brooke	Windsor Heights	26075	Urban
Cabell	Barboursville	25504	Urban
Cabell	Culloden	25510	Urban
Cabell	Lesage	25537	Urban
Cabell	Milton	25541	Urban
Cabell	Ona	25545	Urban
Cabell	Salt Rock	25559	Urban
Cabell	Huntington	25704	Urban
Calhoun	Arnoldsburg	25234	Rural
Calhoun	Chloe	25235	Rural
Calhoun	Millstone	25261	Rural
Calhoun	Orma	25268	Rural
Calhoun	Minnora	25268	Rural
Calhoun	Five Forks	26136	Rural
Calhoun	Big Bend	26136	Rural
Calhoun	Nobe	26137	Rural
Calhoun	Big Springs	26137	Rural
Calhoun	Grantsville	26147	Rural
Calhoun	Mount Zion	26151	Rural
Clay	Bentree	25018	Rural
Clay	Fola	25019	Rural
Clay	Bickmore	25019	Rural
Clay	Bomont	25030	Rural
Clay	Clay	25043	Rural
Clay	Duck	25063	Rural
Clay	Glen	25088	Rural
Clay	Indore	25111	Rural
Clay	Ivydale	25113	Rural
Clay	Big Otter	25113	Rural
Clay	Lizemore	25125	Rural
Clay	Maysel	25133	Rural
Clay	Nebo	25141	Rural
Clay	Ovapa	25150	Rural
Clay	Procius	25164	Rural
Clay	Pigeon	25164	Rural

Clay	Widen	25211	Rural
Clay	Floe	25235	Rural
Clay	Valley Fork	25283	Rural
Clay	Wallback	25285	Rural
Clay	Dille	26617	Rural
Doddridge	Blandville	26328	Rural
Doddridge	Center Point	26339	Rural
Doddridge	New Milton	26411	Rural
Doddridge	Greenwood	26415	Rural
Doddridge	Smithburg	26436	Rural
Doddridge	West Union	26456	Rural
Fayette	Alloy	25002	Rural
Fayette	Boomer	25031	Urban
Fayette	Cannelton	25036	Urban
Fayette	Charlton Heights	25040	Rural
Fayette	Deep Water	25057	Rural
Fayette	Mahan	25083	Urban
Fayette	Gauley Bridge	25085	Urban
Fayette	Glen Ferris	25090	Urban
Fayette	Kanawha Falls	25115	Rural
Fayette	Kimberly	25118	Rural
Fayette	Kincaid	25119	Rural
Fayette	Montgomery	25136	Urban
Fayette	Mount Carbon	25139	Rural
Fayette	Page	25152	Rural
Fayette	Powellton	25161	Rural
Fayette	Robson	25173	Rural
Fayette	Beards Fork	25173	Rural
Fayette	Longacre	25186	Rural
Fayette	Smithers	25186	Rural
Fayette	Ansted	25812	Rural
Fayette	Danese	25831	Rural
Fayette	Maplewood	25831	Rural
Fayette	Clifftop	25831	Rural
Fayette	Dothan	25833	Rural
Fayette	Edmond	25837	Rural
Fayette	Fayetteville	25840	Rural
Fayette	Cunard	25840	Rural
Fayette	Glen Jean	25846	Rural
Fayette	Hico	25854	Rural
Fayette	Hilltop	25855	Rural
Fayette	Kilsyth	25859	Rural

Fayette	Lansing	25862	Rural
Fayette	Lawton	25864	Rural
Fayette	Layland	25864	Rural
Fayette	Lochgelly	25866	Rural
Fayette	Lookout	25868	Rural
Fayette	Minden	25879	Rural
Fayette	Mount Hope	25880	Rural
Fayette	Oak Hill	25901	Rural
Fayette	Harvey	25901	Rural
Fayette	Pax	25904	Rural
Fayette	Prince	25907	Rural
Fayette	Ramsey	25912	Rural
Fayette	Redstar	25914	Rural
Fayette	Scarbro	25917	Rural
Fayette	Summerlee	25931	Rural
Fayette	Thurmond	25936	Rural
Fayette	Victor	25938	Rural
Fayette	Winona	25942	Rural
Fayette	Meadow Bridge	25976	Rural
Fayette	Spring Dale	25986	Rural
Fayette	Jodie	26674	Rural
Fayette	Nallen	26680	Rural
Gilmer	Lockney	25258	Rural
Gilmer	Normantown	25267	Rural
Gilmer	Letter Gap	25267	Rural
Gilmer	Stumptown	25267	Rural
Gilmer	Tanner	26137	Rural
Gilmer	Coxs Mills	26342	Rural
Gilmer	Gilmer	26350	Rural
Gilmer	Baldwin	26351	Rural
Gilmer	Glenville	26351	Rural
Gilmer	Newberne	26362	Rural
Gilmer	Linn	26384	Rural
Gilmer	Sand Fork	26430	Rural
Gilmer	Stouts Mills	26430	Rural
Gilmer	Troy	26443	Rural
Gilmer	Flower	26611	Rural
Gilmer	Cedarville	26611	Rural
Gilmer	Perkins	26634	Rural
Gilmer	Rosedale	26636	Rural
Gilmer	Shock	26638	Rural
Grant	Bayard	26707	Rural

Grant	Wilson	26707	Rural
Grant	Gormanian	26720	Rural
Grant	Scherr	26726	Rural
Grant	Lahmansville	26731	Rural
Grant	Medley	26734	Rural
Grant	Mount Storm	26739	Rural
Grant	Maysville	26833	Rural
Grant	Arthur	26847	Rural
Grant	Dorcas	26847	Rural
Grant	Landes Station	26847	Rural
Grant	Petersburg	26847	Rural
Grant	Cabins	26855	Rural
Greenbrier	Lewisburg	24901	Rural
Greenbrier	Fairlea	24902	Rural
Greenbrier, Monroe	Alderson	24910	Rural
Greenbrier	Dawson	24910	Rural
Greenbrier	Asbury	24916	Rural
Greenbrier	Auto	24917	Rural
Greenbrier	Caldwell	24925	Rural
Greenbrier	Clintonville	24931	Rural
Greenbrier	Crawley	24931	Rural
Greenbrier	Fort Spring	24936	Rural
Greenbrier	Anthony	24938	Rural
Greenbrier	Frankford	24938	Rural
Greenbrier	Friars Hill	24938	Rural
Greenbrier	Grassy Meadows	24943	Rural
Greenbrier	Kieffer	24950	Rural
Greenbrier	Maxwelton	24957	Rural
Greenbrier	Meadow Bluff	24958	Rural
Greenbrier	Neola	24961	Rural
Greenbrier	Renick	24966	Rural
Greenbrier	Ronceverte	24970	Rural
Greenbrier	Smoot	24977	Rural
Greenbrier	White Sulphur Springs	24986	Rural
Greenbrier	Williamsburg	24991	Rural
Greenbrier	Trout	24991	Rural
Greenbrier	Charmco	25958	Rural
Greenbrier	Crichton	25961	Rural
Greenbrier	Rainelle	25962	Rural
Greenbrier	Hines	25967	Rural
Greenbrier	Leslie	25972	Rural
Greenbrier	Marfrance	25981	Rural
Greenbrier	Quinwood	25981	Rural

Greenbrier	Kessler	25984	Rural
Greenbrier	Rupert	25984	Rural
Greenbrier	Russellville	26680	Rural
Hampshire	Levels	25431	Rural
Hampshire	Points	25437	Rural
Hampshire	Slanesville	25444	Urban
Hampshire	Augusta	26704	Urban
Hampshire	Capon Bridge	26711	Urban
Hampshire	Delray	26714	Urban
Hampshire	Green Spring	26722	Rural
Hampshire	Rio	26755	Rural
Hampshire	Three Churches	26757	Rural
Hampshire	Romney	26757	Rural
Hampshire	Shanks	26761	Rural
Hampshire	Springfield	26763	Rural
Hampshire	High View	26808	Urban
Hampshire	Bloomery	26817	Urban
Hampshire	Capon Springs	26823	Urban
Hampshire	Junction	26824	Rural
Hampshire	Yellow Spring	26865	Urban
Hampshire	Lehew	26865	Urban
Hampshire	Purgitsville	26852	Rural
Hancock	Chester	26034	Rural
Hancock	New Cumberland	26047	Urban
Hancock	Newell	26050	Rural
Hancock	New Manchester	26056	Rural
Hancock	Weirton	26062	Urban
Hardy	Baker	26801	Rural
Hardy	Lost River	26810	Rural
Hardy	Lost City	26810	Rural
Hardy	Mathias	26812	Rural
Hardy	Fisher	26818	Rural
Hardy	Rig	26836	Rural
Hardy	Moorefield	26836	Rural
Hardy	Milam	26838	Rural
Hardy	Old Fields	26845	Rural
Hardy	Wardensville	26851	Rural

Harrison	Clarksburg	26301	Rural
Harrison	Dawmont	26301	Rural
Harrison	Anmoore	26323	Rural
Harrison	Bridgeport	26330	Rural
Harrison	Bristol	26332	Rural
Harrison	Gypsy	26361	Rural
Harrison	Haywood	26366	Rural
Harrison	Hepzibah	26369	Rural
Harrison	Industrial	26375	Rural
Harrison	Lost Creek	26385	Rural
Harrison	McWhorter	26385	Rural
Harrison	Lumberport	26386	Rural
Harrison	Meadowbrook	26404	Rural
Harrison	Mount Clare	26408	Rural
Harrison	Reynoldsville	26422	Rural
Harrison	Salem	26426	Rural
Harrison	Shinnston	26431	Rural
Harrison	Spelter	26438	Rural
Harrison	Wallace	26448	Rural
Harrison	West Milford	26451	Rural
Harrison	Wyatt	26463	Rural
Harrison	Enterprise	26568	Rural
Jackson	Advent	25231	Urban
Jackson	Cottageville	25239	Rural
Jackson	Evans	25241	Rural
Jackson	Gay	25244	Urban
Jackson	Rock Castle	25245	Urban
Jackson	Given	25245	Urban
Jackson	Kenna	25248	Urban
Jackson	Romance	25248	Urban
Jackson	Kentuck	25248	Urban
Jackson	Duncan	25252	Rural
Jackson	Leroy	25252	Rural
Jackson	Liverpool	25252	Rural
Jackson	Millwood	25262	Rural
Jackson	Mount Alto	25264	Rural
Jackson	Ripley	25271	Rural
Jackson	Sandyville	25275	Rural
Jackson	Statts Mills	25279	Urban
Jackson	Murraysville	26164	Rural
Jackson	Ravenswood	26164	Rural
Jackson	Sherman	26173	Rural

Jefferson	Bakerton	25410	Rural
Jefferson	Charles Town	25414	Urban
Jefferson	Halltown	25423	Rural
Jefferson	Harpers Ferry	25425	Urban
Jefferson	Middleway	25430	Rural
Jefferson	Kearneysville	25430	Rural
Jefferson	Millville	25432	Urban
Jefferson	Ranson	25438	Rural
Jefferson	Rippon	25441	Rural
Jefferson	Shenandoah Junction	25442	Rural
Jefferson	Shepherdstown	25443	Rural
Jefferson	Summit Point	25446	Urban
Kanawha	Alum Creek	25003	Urban
Kanawha	Diamond	25015	Urban
Kanawha	Belle	25015	Urban
Kanawha	Shrewsbury	25015	Urban
Kanawha	Blount	25025	Urban
Kanawha	Blue Creek	25026	Urban
Kanawha	Cabin Creek	25035	Urban
Kanawha	Burnwell	25038	Rural
Kanawha	Cedar Grove	25039	Urban
Kanawha	Clendenin	25045	Urban
Kanawha	Quick	25045	Urban
Kanawha	Corton	25045	Urban
Kanawha	Dawes	25054	Urban
Kanawha	Drybranch	25061	Urban
Kanawha	Dunbar	25064	Urban
Kanawha	Crown Hill	25067	Urban
Kanawha	East Bank	25067	Urban
Kanawha	Elkview	25071	Urban
Kanawha	Eskdale	25075	Urban
Kanawha	Kayford	25075	Urban
Kanawha	Decota	25075	Urban
Kanawha	Carbon	25075	Urban
Kanawha	Falling Rock	25079	Urban
Kanawha	Gallagher	25083	Urban
Kanawha	Whittaker	25083	Urban
Kanawha	Glasgow	25086	Urban
Kanawha	Handley	25102	Urban
Kanawha	Hansford	25103	Urban
Kanawha	Hernshaw	25107	Urban
Kanawha	Hugheston	25110	Urban
Kanawha	Institute	25112	Urban

Kanawha	Leewood	25122	Urban
Kanawha	London	25126	Urban
Kanawha	Mammoth	25132	Urban
Kanawha	Miami	25134	Urban
Kanawha, Putnam	Nitro	25143	Urban
Kanawha	Ohley	25147	Urban
Kanawha	Pinch	25156	Urban
Kanawha	Pond Gap	25160	Urban
Kanawha	Pratt	25162	Urban
Kanawha	Saint Albans	25177	Urban
Kanawha	Jefferson	25177	Urban
Kanawha	Sharon	25182	Urban
Kanawha	Tad	25201	Urban
Kanawha	Tornado	25202	Urban
Kanawha	Winifrede	25214	Urban
Kanawha	Charleston	25301	Urban
Kanawha	Big Chimney	25302	Urban
Kanawha	South Charleston	25303	Urban
Kanawha	Malden	25306	Urban
Kanawha	Spring Hill	25309	Urban
Kanawha	Cross Lanes	25356	Urban
Kanawha	Sissonville	25360	Urban
Kanawha	Marmet	25365	Urban
Kanawha	Frame	25701	Urban
Lewis	Vadis	26321	Rural
Lewis	Alum Bridge	26321	Rural
Lewis	Camden	26338	Rural
Lewis	Crawford	26343	Rural
Lewis	Horner	26372	Rural
Lewis	Wildcat	26376	Rural
Lewis	Ireland	26376	Rural
Lewis	Jane Lew	26378	Rural
Lewis	Orlando	26412	Rural
Lewis	Roanoke	26447	Rural
Lewis	Walkersville	26447	Rural
Lewis	Valley Chapel	26452	Rural
Lewis	Weston	26452	Rural
Lincoln	Alkol	25501	Urban
Lincoln	Palermo	25506	Urban
Lincoln	Branchland	25506	Urban
Lincoln	Sias	25506	Urban
Lincoln	Griffithsville	25521	Urban

Lincoln	Sweetland	25523	Rural
Lincoln	Hamlin	25523	Rural
Lincoln	Harts	25524	Rural
Lincoln	Leet	25524	Rural
Lincoln	Ferrellsburg	25524	Rural
Lincoln	Midkiff	25540	Urban
Lincoln	Myra	25544	Rural
Lincoln	Ranger	25557	Urban
Lincoln	Sod	25564	Urban
Lincoln	Spurlockville	25565	Urban
Lincoln	Sumerco	25567	Urban
Lincoln	West Hamlin	25571	Urban
Lincoln	Woodville	25572	Urban
Lincoln	Yawkey	25573	Urban
Logan	Blair	25022	Rural
Logan	Clothier	25047	Rural
Logan	Ethel	25076	Rural
Logan	Lake	25121	Rural
Logan	Sharples	25183	Rural
Logan	Big Creek	25505	Rural
Logan	Chapmanville	25508	Rural
Logan	Shively	25508	Rural
Logan	Pecks Mill	25547	Rural
Logan	West Logan	25601	Rural
Logan	Logan	25601	Rural
Logan	Accorville	25606	Rural
Logan	Robinette	25607	Rural
Logan	Amherstdale	25607	Rural
Logan	Baisden	25608	Rural
Logan	Bruno	25611	Rural
Logan	Chauncey	25612	Rural
Logan	Cora	25614	Rural
Logan	Davin	25617	Rural
Logan	Henlawson	25624	Rural
Logan	Holden	25625	Rural
Logan	Kistler	25628	Rural
Logan	Lorado	25630	Rural
Logan	Earling	25632	Rural
Logan	Lyburn	25632	Rural
Logan	Mallory	25634	Rural
Logan	Landville	25635	Rural
Logan	Hunt	25635	Rural
Logan	Man	25635	Rural

Logan	Monaville	25636	Rural
Logan	Mount Gay	25637	Rural
Logan	Barnabus	25638	Rural
Logan	Omar	25638	Rural
Logan	Peach Creek	25639	Rural
Logan	Sarah Ann	25644	Rural
Logan	Stirrat	25645	Rural
Logan	McConnell	25646	Rural
Logan	Stollings	25646	Rural
Logan	Switzer	25647	Rural
Logan	Verdunville	25649	Rural
Logan	Emmett	25650	Rural
Logan	Whitman	25652	Rural
Logan	Wilkinson	25653	Rural
Logan	Dehue	25654	Rural
Logan	Yolyn	25654	Rural
Marion	Jordan	26554	Rural
Marion	Fairmont	26554	Rural
Marion	Monongah	26554	Rural
Marion	Pleasant Valley	26554	Rural
Marion	Barrackville	26559	Rural
Marion	Baxter	26560	Rural
Marion	Carolina	26563	Rural
Marion	Colfax	26566	Rural
Marion	Fairview	26570	Rural
Marion	Farmington	26571	Rural
Marion	Four States	26572	Rural
Marion	Grant Town	26574	Rural
Marion	Idamay	26576	Rural
Marion	Kingmount	26578	Rural
Marion	Mannington	26582	Rural
Marion	Metz	26585	Rural
Marion	Montana Mines	26586	Rural
Marion	Rachel	26587	Rural
Marion	Rivesville	26588	Rural
Marion	Worthington	26591	Rural
Marshall	Benwood	26031	Urban
Marshall	Cameron	26033	Urban
Marshall	Dallas	26036	Urban
Marshall	Glen Dale	26038	Urban
Marshall	Glen Easton	26039	Urban

Marshall	McMehen	26040	Urban
Marshall	Moundsville	26041	Urban
Mason	Grimms Landing	25095	Rural
Mason	Henderson	25106	Rural
Mason	Arbuckle	25123	Rural
Mason	Leon	25123	Rural
Mason	Southside	25187	Rural
Mason	Hartford	25247	Rural
Mason	Lakin	25250	Rural
Mason	Letart	25253	Rural
Mason	Mason	25260	Rural
Mason	Clifton	25260	Rural
Mason	New Haven	25265	Rural
Mason	West Columbia	25287	Rural
Mason	Apple Grove	25502	Rural
Mason	Ashton	25503	Rural
Mason	Gallipolis Ferry	25515	Rural
Mason	Glenwood	25520	Rural
Mason	Point Pleasant	25550	Rural
McDowell	Welch	24801	Rural
McDowell	Superior	24801	Rural
McDowell	Anawalt	24808	Rural
McDowell	Avondale	24811	Rural
McDowell	Bartley	24813	Rural
McDowell	Valls creek	24815	Rural
McDowell	Berwind	24815	Rural
McDowell	Big Sandy	24816	Rural
McDowell	Bradshaw	24817	Rural
McDowell	Canebrake	24819	Rural
McDowell	Capels	24820	Rural
McDowell	Caretta	24821	Rural
McDowell	Coalwood	24824	Rural
McDowell	Crumpler	24825	Rural
McDowell	Cucumber	24826	Rural
McDowell	Asco	24828	Rural
McDowell	Davy	24828	Rural
McDowell	Eckman	24829	Rural
McDowell	Filbert	24830	Rural
McDowell	Elbert	24830	Rural
McDowell	Elkorn	24831	Rural
McDowell	English	24832	Rural
McDowell	Gary	24836	Rural

McDowell	Havaco	24841	Rural
McDowell	Hemphill	24842	Rural
McDowell	Hensley	24843	Rural
McDowell	Iaeger	24844	Rural
McDowell	Isaban	24846	Rural
McDowell	Jenkinjones	24848	Rural
McDowell	Jolo	24850	Rural
McDowell	Keystone	24852	Rural
McDowell	Vivian	24853	Rural
McDowell	Kimball	24853	Rural
McDowell	Kyle	24855	Rural
McDowell	Leckie	24856	Rural
McDowell	Maybeury	24861	Rural
McDowell	Mohawk	24862	Rural
McDowell	Newhall	24866	Rural
McDowell	McDowell	24868	Rural
McDowell	Northfork	24868	Rural
McDowell	Algoma	24868	Rural
McDowell	Pageton	24871	Rural
McDowell	Panther	24872	Rural
McDowell	Paynesville	24873	Rural
McDowell	Powhatan	24877	Rural
McDowell	Premier	24878	Rural
McDowell	Raysal	24879	Rural
McDowell	Roderfield	24881	Rural
McDowell	Skygusty	24883	Rural
McDowell	Squire	24884	Rural
McDowell	Switchback	24887	Rural
McDowell	Thorpe	24888	Rural
McDowell	Twin Branch	24889	Rural
McDowell	War	24892	Rural
McDowell	Warriormine	24894	Rural
McDowell	Wilcoe	24895	Rural
McDowell	Gilliam	24897	Rural
McDowell	Worth	24897	Rural
McDowell	Yukon	24899	Rural
Mercer	Green Valley	24701	Rural
Mercer	Bluefield	24701	Urban
Mercer	Bluewell	24701	Rural
Mercer	Athens	24712	Rural
Mercer	Beeson	24714	Rural
Mercer	Bramwell	24715	Rural
Mercer	Coaldale	24724	Rural

Mercer	Freeman	24724	Rural
Mercer	Hiawatha	24729	Rural
Mercer	Kegley	24731	Rural
Mercer	Kellysville	24732	Rural
Mercer	Lashmeet	24733	Rural
Mercer	Dott	24736	Rural
Mercer	Matoaka	24736	Rural
Mercer	Montcalm	24737	Rural
Mercer	Nemours	24738	Rural
Mercer	Oakvale	24739	Rural
Mercer	Princeton	24740	Urban
Mercer	Elgood	24740	Rural
Mercer	Duhrig	24747	Rural
Mercer	Rock	24747	Rural
Mercer	McComas	24747	Rural
Mercer	Wolfe	24751	Rural
Mercer	Camp Creek	25820	Rural
Mercer	Flat Top	25841	Rural
Mercer	Spanishburg	25922	Rural
Mercer	Lerona	25971	Rural
Mineral	Burlington	26710	Rural
Mineral	Elk Garden	26717	Rural
Mineral	Fort Ashby	26719	Rural
Mineral	Short Gap	26726	Rural
Mineral	Keyser	26727	Urban
Mineral	New Creek	26743	Rural
Mineral	Piedmont	26750	Rural
Mineral	Ridgeley	26753	Rural
Mineral	Patterson Creek	26753	Rural
Mineral	Wiley Ford	26767	Rural
Mingo	Justice	24851	Rural
Mingo	Gilbert	25261	Rural
Mingo	Hampden	25623	Rural
Mingo	Verner	25650	Rural
Mingo	Whamcliffe	25651	Rural
Mingo	Williamson	25661	Rural
Mingo	Sprigg	25661	Rural
Mingo	Borderland	25665	Rural
Mingo	Breden	25666	Rural
Mingo	Chattaroy	25667	Rural
Mingo	Delbarton	25670	Rural
Mingo	Myrtle	25670	Rural

Mingo	Dingess	25671	Rural
Mingo	Edgarton	25672	Rural
Mingo	Kermit	25674	Rural
Mingo	Lenore	25676	Rural
Mingo	Blackberry City	25678	Rural
Mingo	Lobata	25678	Rural
Mingo	Matewan	25678	Rural
Mingo	Meador	25682	Rural
Mingo	Naugatuck	25685	Rural
Mingo	Newtown	25686	Rural
Mingo	Nolan	25687	Rural
Mingo	North Matewan	25688	Rural
Mingo	Ragland	25690	Rural
Mingo	Rawl	25691	Rural
Mingo	Red Jacket	25692	Rural
Mingo	Thacker	25694	Rural
Mingo	Varney	25696	Rural
Mingo	Vulcan	25697	Rural
Monongalia	Westover	26502	Urban
Monongalia	Star City	26504	Urban
Monongalia	Morgantown	26505	Urban
Monongalia	Little Falls	26508	Urban
Monongalia	Blacksville	26521	Urban
Monongalia	Booth	26522	Rural
Monongalia	Cassville	26527	Urban
Monongalia	Core	26529	Urban
Monongalia	Dellslow	26531	Urban
Monongalia	Everettville	26533	Rural
Monongalia	Granville	26534	Urban
Monongalia	Maidsville	26541	Urban
Monongalia	Osage	26543	Urban
Monongalia	Pentress	26544	Urban
Monongalia	Pursglove	26546	Urban
Monongalia	Wadestown	26589	Rural
Monongalia	Wana	26590	Urban
Monroe, Greenbrier	Alderson	24910	Rural
Monroe	Ballard	24918	Rural
Monroe	Gap Mills	24941	Rural
Monroe	Sweet Springs	24941	Rural
Monroe	Glace	24942	Rural
Monroe	Greenville	24945	Rural
Monroe	Lindside	24951	Rural

Monroe	Peterstown	24963	Rural
Monroe	Bozoo	24963	Rural
Monroe	Secondcreek	24974	Rural
Monroe	Sinks Grove	24976	Rural
Monroe	Pickaway	24976	Rural
Monroe	Sarton	24983	Rural
Monroe	Willow Bend	24983	Rural
Monroe	Union	24983	Rural
Monroe	Waiteville	24984	Rural
Monroe	Wayside	24985	Rural
Monroe	Wolfcreek	24993	Rural
Morgan	Berkley Springs	25411	Urban
Morgan	Unger	25411	Urban
Morgan	Hancock	25411	Urban
Morgan	Great Cacapon	25422	Rural
Morgan	Paw Paw	25434	Rural
Nicholas	Dixie	25059	Rural
Nicholas	Fenwick	26202	Rural
Nicholas	Craigsville	26205	Rural
Nicholas	Cottle	26205	Rural
Nicholas	Richwood	26261	Rural
Nicholas	Birch River	26610	Rural
Nicholas	Summersville	26651	Urban
Nicholas	Belva	26656	Rural
Nicholas	Calvin	26660	Rural
Nicholas	Canvas	26662	Rural
Nicholas	Drennen	26667	Rural
Nicholas	Gilboa	26671	Rural
Nicholas	Keslers Cross Lanes	26675	Rural
Nicholas	Leivasy	26676	Rural
Nicholas	Mount Lookout	26678	Rural
Nicholas	Mount Nebo	26679	Rural
Nicholas	Runa	26679	Rural
Nicholas	Richwood	26261	Rural
Nicholas	Birch River	26610	Rural
Nicholas	Summersville	26651	Urban
Nicholas	Belva	26656	Rural
Nicholas	Calvin	26660	Rural
Nicholas	Canvas	26662	Rural
Nicholas	Drennen	26667	Rural
Nicholas	Gilboa	26671	Rural
Nicholas	Keslers Cross Lanes	26675	Rural

Nicholas	Leivasy	26676	Rural
Nicholas	Mount Lookout	26678	Rural
Nicholas	Mount Nebo	26679	Rural
Nicholas	Nettie	26681	Rural
Nicholas	Pool	26684	Rural
Nicholas	Swiss	26690	Rural
Nicholas	Tioga	26691	Rural
Nicholas	Swiss	26690	Rural
Nicholas	Tioga	26691	Rural
Ohio	Warwood	26003	Urban
Ohio	Wheeling	26003	Urban
Ohio	Elm Grove	26003	Urban
Ohio	Triadephia	26059	Urban
Ohio	Valley Grove	26060	Urban
Ohio	West Liberty	26074	Urban
Pendleton	Bradywine	26802	Rural
Pendleton	Circleville	26804	Rural
Pendleton	Fort Seybert	26806	Rural
Pendleton	Franklin	26807	Rural
Pendleton	Riverton	26814	Rural
Pendleton	Moyers	26815	Rural
Pendleton	Sugar Grove	26815	Rural
Pendleton	Upper Tract	26866	Rural
Pendleton	Seneca Rocks	26884	Rural
Pendleton	Onego	26886	Rural
Pleasants	Belmont	26134	Urban
Pleasants	Eureka	26134	Urban
Pleasants	Willow Island	26134	Urban
Pleasants	Saint Marys	26170	Urban
Pocahontas	Arbovale	24915	Rural
Pocahontas	Barlow	24920	Rural
Pocahontas	Buckeye	24924	Rural
Pocahontas	Stony Bottom	24927	Rural
Pocahontas	Cass	24927	Rural
Pocahontas	Dunmore	24934	Rural
Pocahontas	Green Bank	24944	Rural
Pocahontas	Mill Point	24946	Rural
Pocahontas	Hillsboro	24946	Rural
Pocahontas	Droop	24946	Rural
Pocahontas	Seebert	24946	Rural

Pocahontas	Marlinton	24954	Rural
Pocahontas	Minnehaha Springs	24954	Rural
Pocahontas	Snowshoe	26209	Rural
Pocahontas	Durbin	26264	Rural
Pocahontas	Slatyfork	26291	Rural
Preston	Independence	26374	Urban
Preston	Newburg	26410	Rural
Preston	Manheim	26425	Rural
Preston	Rowlesburg	26425	Rural
Preston	Tunnelton	26444	Rural
Preston	Albright	26519	Urban
Preston	Arthur Dale	26520	Urban
Preston	Bretz	26524	Urban
Preston	Brandonville	26525	Urban
Preston	Bruceton Mills	26525	Urban
Preston	Cuzzart	26525	Urban
Preston	Hazelton	26535	Rural
Preston	Kingwood	26537	Urban
Preston	Cascade	26542	Urban
Preston	Masontown	26542	Urban
Preston	Reedsville	26547	Urban
Preston	Amboy	26705	Rural
Preston	Aurora	26705	Rural
Preston	Eglon	26716	Rural
Preston	Horse Shoe Run	26719	Rural
Preston	Terra Alta	26764	Rural
Preston	Corinth	26764	Rural
Preston	Hopemont	26764	Rural
Putnam	Bancroft	25011	Urban
Putnam	Buffalo	25033	Urban
Putnam	Eleanor	25070	Urban
Putnam	Hometown	25109	Urban
Putnam	Robertsburg	25123	Rural
Putnam	Liberty	25124	Urban
Putnam, Kanawha	Nitro	25143	Urban
Putnam	Lanham	25159	Urban
Putnam	Poca	25159	Urban
Putnam	Red House	25168	Urban
Putnam	Winfield	25213	Urban
Putnam	Hurricane	25526	Urban
Putnam	Scott Depot	25560	Urban
Putnam	Teays	25569	Urban

Putnam	Frazier Bottom	25802	Rural
Raleigh	Ameagle	25004	Rural
Raleigh	Arnett	25007	Rural
Raleigh	Artie	25008	Rural
Raleigh	Clear Creek	25044	Rural
Raleigh	Colcord	25048	Rural
Raleigh	Dorothy	25060	Rural
Raleigh	Dry Creek	25062	Rural
Raleigh	Stickney	25140	Rural
Raleigh	Sundial	25140	Rural
Raleigh	Naoma	25140	Rural
Raleigh	Montcoal	25140	Rural
Raleigh	Rock Creek	25174	Rural
Raleigh	Saxon	25180	Rural
Raleigh	Packsville	25209	Urban
Raleigh	Cranberry	25801	Rural
Raleigh	Beckley	25801	Rural
Raleigh	Beaver	25813	Rural
Raleigh	Blue Jay	25816	Rural
Raleigh	Bolt	25817	Rural
Raleigh	Bradley	25818	Rural
Raleigh	Coal City	25823	Rural
Raleigh	Whitby	25823	Rural
Raleigh	Cool Ridge	25825	Rural
Raleigh	Crab Orchard	25827	Rural
Raleigh	Daniels	25832	Rural
Raleigh	Eccles	25836	Rural
Raleigh	Fairdale	25839	Rural
Raleigh	Ghent	25843	Rural
Raleigh	Glen Daniel	25844	Rural
Raleigh	Sullivan	25847	Rural
Raleigh	Glen Morgan	25847	Rural
Raleigh	Glen White	25849	Rural
Raleigh	Harper	25851	Rural
Raleigh	Helen	25853	Rural
Raleigh	Jonben	25856	Rural
Raleigh	Josephine	25857	Rural
Raleigh	Lanark	25860	Rural
Raleigh	Lester	25865	Rural
Raleigh	Mabscott	25871	Rural
Raleigh	MacArthur	25873	Rural
Raleigh	Midway	25878	Rural
Raleigh	Pemberton	25878	Rural

Raleigh	Odd	25902	Rural
Raleigh	Piney View	25906	Rural
Raleigh	Winding Gulf	25908	Rural
Raleigh	Princewick	25908	Rural
Raleigh	Prosperity	25909	Rural
Raleigh	Raleigh	25911	Rural
Raleigh	Mead	25915	Rural
Raleigh	Rhodell	25915	Rural
Raleigh	East Gulf	25915	Rural
Raleigh	Shady Spring	25918	Rural
Raleigh	Abraham	25918	Rural
Raleigh	Skelton	25919	Rural
Raleigh	Slab Fork	25920	Rural
Raleigh	Sophia	25921	Rural
Raleigh	Mcalpin	25921	Rural
Raleigh	Tams	25921	Rural
Raleigh	Sprague	25926	Rural
Raleigh	Stanaford	25927	Rural
Raleigh	Surveyor	25932	Rural
Raleigh	Terry	25934	Rural
Raleigh	White Oak	25989	Rural

Randolph	Helvetia	26224	Rural
Randolph	Pickens	26230	Rural
Randolph	Elkins	26241	Rural
Randolph	Beverly	26253	Rural
Randolph	Bowden	26254	Rural
Randolph	Wymer	26254	Rural
Randolph	Coalton	26257	Rural
Randolph	Dailey	26259	Rural
Randolph	Dryfork	26263	Rural
Randolph	Ellamore	26267	Rural
Randolph	Glady	26268	Rural
Randolph	Harman	26270	Rural
Randolph	Huttonsville	26273	Rural
Randolph	Kerens	26276	Rural
Randolph	Mabie	26278	Rural
Randolph	Mill Creek	26280	Rural
Randolph	Monterville	26282	Rural
Randolph	Montrose	26283	Rural
Randolph	Norton	26285	Rural
Randolph	Valley Bend	26293	Rural
Randolph	Mingo	26294	Rural
Randolph	Valley Head	26294	Rural

Randolph	Job	26296	Rural
Randolph	Whitmer	26296	Rural
Ritchie	MacFarlan	26148	Urban
Ritchie	Petroleum	26161	Urban
Ritchie	Smithville	26178	Urban
Ritchie	Auburn	26325	Rural
Ritchie	Berea	26327	Rural
Ritchie	Cairo	26337	Urban
Ritchie	Highland	26346	Rural
Ritchie	Ellenboro	26346	Rural
Ritchie	Hazelgreen	26362	Rural
Ritchie	Harrisville	26362	Rural
Ritchie	Mahone	26362	Rural
Ritchie	Mountain	26407	Rural
Ritchie	Pennsboro	26415	Rural
Ritchie	Toll Gate	26415	Rural
Ritchie	Pullman	26421	Rural
Roane	Amma	25005	Rural
Roane	Clio	25046	Rural
Roane	Gandeeville	25243	Rural
Roane	Harmony	25243	Rural
Roane	Left Hand	25251	Rural
Roane	Linden	25256	Rural
Roane	Looneyville	25259	Rural
Roane	Newton	25266	Rural
Roane	Uler	25266	Rural
Roane	Reedy	25270	Rural
Roane	Spencer	25276	Rural
Roane	Tariff	25281	Rural
Roane	Walton	25286	Rural
Summers	Ballangee	24919	Rural
Summers	Forest Hill	24935	Rural
Summers	Indian Mills	24935	Rural
Summers	Pence Springs	24962	Rural
Summers	Talcott	24981	Rural
Summers	Brooks	25951	Rural
Summers	Hinton	25951	Rural
Summers	Elton	25965	Rural
Summers	Green Sulphur Springs	25966	Rural
Summers	Jumping Branch	25969	Rural
Summers	Streeter	25969	Rural

Summers	Lockbridge	25973	Rural
Summers	Meadow Creek	25977	Rural
Summers	Nimitz	25978	Rural
Summers	Pipstem	25979	Rural
Summers	Sandstone	25985	Rural
Summers	True	25988	Rural
Taylor	Wendel	26347	Rural
Taylor	Flemington	26347	Rural
Taylor	Grafton	26354	Rural
Taylor	Rosemont	26424	Rural
Taylor	Simpson	26435	Rural
Taylor	Thornton	26440	Rural
Tucker	Davis	26260	Rural
Tucker	Hambleton	26269	Rural
Tucker	Hendricks	26271	Rural
Tucker	Parsons	26287	Rural
Tucker	Saint George	26287	Rural
Tucker	Red Creek	26289	Rural
Tucker	Thomas	26292	Rural
Tyler	Bens Run	26135	Rural
Tyler	Friendly	26146	Rural
Tyler	Wick	26149	Rural
Tyler	Middlebourne	26149	Rural
Tyler	Sistersville	26175	Rural
Tyler	Alma	26320	Rural
Tyler	Wilbur	26320	Rural
Tyler	Alvy	26377	Rural
Tyler	Lima	26377	Rural
Tyler	Shirley	26434	Rural
Upshur	Tennerton	26201	Rural
Upshur	Buckhannon	26201	Rural
Upshur	Adrian	26210	Rural
Upshur	Cleveland	26215	Rural
Upshur	French Creek	26218	Rural
Upshur	Alexander	26218	Rural
Upshur	Frenchton	26219	Rural
Upshur	Kanawha Head	26228	Rural
Upshur	Lorentz	26229	Rural
Upshur	Rock Cave	26234	Rural
Upshur	Selbyville	26236	Rural

Upshur	Tallmansville	26237	Rural
Wayne	Ceredo	25507	Urban
Wayne	Dunlow	25511	Urban
Wayne	East Lynn	25512	Urban
Wayne	Fort Gay	25514	Urban
Wayne	Genoa	25517	Rural
Wayne	Radnor	25517	Rural
Wayne	Glenhayes	25519	Rural
Wayne	Kenova	25530	Urban
Wayne	Cove Gap	25534	Rural
Wayne	Kiahsville	25534	Rural
Wayne	Lavalette	25535	Urban
Wayne	Prichard	25555	Urban
Wayne	Shoals	25562	Urban
Wayne	Wayne	25570	Urban
Wayne	Crum	25669	Rural
Wayne	Wilsondale	25699	Rural
Webster	Erbacon	26203	Rural
Webster	Boggs	26206	Rural
Webster	Gauley Mills	26208	Rural
Webster	Camden On Gauley	26208	Rural
Webster	Diana	26217	Rural
Webster	Replete	26222	Rural
Webster	Hacker Valley	26222	Rural
Webster	Upperglade	26266	Rural
Webster	Curtin	26288	Rural
Webster	Webster Springs	26288	Rural
Webster	Parcoal	26288	Rural
Webster	Bergoo	26298	Rural
Webster	Cowen	26206	Rural
Wetzel	Proctor	26055	Urban
Wetzel	New Martinsville	26155	Rural
Wetzel	Paden City	26159	Rural
Wetzel	Porters Falls	26162	Rural
Wetzel	Reader	26167	Rural
Wetzel	Burnt House	26178	Urban
Wetzel	Wileyville	26186	Rural
Wetzel	Folsom	26348	Rural
Wetzel	Jacksonburg	26377	Rural
Wetzel	Hastings	26419	Rural
Wetzel	Pine Grove	26419	Rural

Wetzel	Smithfield	26437	Rural
Wetzel	Big Run	26561	Rural
Wetzel	Coburn	26562	Rural
Wetzel	Burton	26562	Rural
Wetzel	Hundred	26575	Rural
Wetzel	Knob Fork	26581	Rural
Wetzel	Littleton	26581	Rural
Wirt	Brohard	26138	Urban
Wirt	Creston	26141	Rural
Wirt	Elizabeth	26143	Urban
Wirt	Munday	26152	Urban
Wirt	Palestine	26160	Urban
Wood	Fort Neal	26101	Urban
Wood	Parkersburg	26101	Urban
Wood	North Parkersburg	26104	Urban
Wood	Vienna	26105	Urban
Wood	Belleville	26133	Urban
Wood	Davisville	26142	Urban
Wood	Mineralwells	26150	Urban
Wood	Rockport	26169	Urban
Wood	Walker	26180	Urban
Wood	Washington	26181	Urban
Wood	New England	26181	Urban
Wood	Waverly	26184	Urban
Wood	Williamstown	26187	Urban
Wyoming	Bud	24716	Rural
Wyoming	Covel	24719	Rural
Wyoming	Herndon	24726	Rural
Wyoming	Ikes Fork	24745	Rural
Wyoming	Brenton	24818	Rural
Wyoming	Clear Fork	24822	Rural
Wyoming	Coal Mountain	24823	Rural
Wyoming	Cyclone	24827	Rural
Wyoming	Fanrock	24834	Rural
Wyoming	Hanover	24839	Rural
Wyoming	Itmann	24847	Rural
Wyoming	Jesse	24849	Rural
Wyoming	Kopperston	24854	Rural
Wyoming	Lynco	24857	Rural
Wyoming	Marianna	24859	Rural
Wyoming	Matheny	24860	Rural

Wyoming	New Richmond	24867	Rural
Wyoming	North Spring	24869	Rural
Wyoming	Oceana	24870	Rural
Wyoming	Pineville	24874	Rural
Wyoming	Rock View	24880	Rural
Wyoming	Simon	24882	Rural
Wyoming	Wolf Pen	24896	Rural
Wyoming	Wyoming	24898	Rural
Wyoming	Allen Junction	25810	Rural
Wyoming	Amigo	25811	Rural
Wyoming	Corinne	25826	Rural
Wyoming	Glen Fork	25845	Rural
Wyoming	Glen Rogers	25848	Rural
Wyoming	Maben	25870	Rural
Wyoming	McGraws	25875	Rural
Wyoming	Saulsville	25876	Rural
Wyoming	Mullens	25882	Rural
Wyoming	Ravencliff	25913	Rural
Wyoming	Sabine	25916	Rural
Wyoming	Stephenson	25928	Rural
Wyoming	Wyco	25943	Rural

SOURCE: The Rural-Urban Commuting Area Codes have been updated using data from the 2000 Census. RUCA codes are based on the same theoretical concepts used by the Office of Management & Budget to define county level metropolitan and micropolitan areas. The codes utilized to determine rurality are based on the commuting area to an urban area or cluster.

Targeted Population Need Profile for West Virginia						
At Or Below 125% of the US Poverty Level						
	AGE 55+	% of 55+	AGE 65+	% of 65+	AGE 75+	% of 75+
West Virginia	90,319	17.0	50,020	17.7	25,449	20.2
Barbour	1,107	22.7	693	26.3	275	23.5
Berkeley	2,554	11.3	1,298	12.2	645	15.2
Boone	1,578	22.7	668	19.5	269	18.7
Braxton	1,051	23.0	598	23.9	298	27.0
Brooke	878	10.9	642	14.5	397	18.6
Cabell	4,000	15.0	2,307	15.6	1,285	18.2
Calhoun	581	22.9	233	17.3	176	28.9
Clay	710	28.7	370	31.8	150	35.5
Doddridge	712	29.8	400	31.6	152	29.9
Fayette	2,937	20.7	1,560	20.4	900	24.1
Gilmer	458	26.8	205	22.4	54	16.2
Grant	735	19.6	531	26.8	292	36.9
Greenbrier	2,234	19.2	1,324	20.8	682	24.1
Hampshire	1,761	25.4	1,041	29.3	404	28.9
Hancock	1,139	11.6	566	10.5	399	15.8
Hardy	887	21.6	551	25.1	206	23.1
Harrison	3,431	17.1	1,877	17.1	1,088	20.5
Jackson	1,288	15.5	709	15.1	331	17.4
Jefferson	1,239	10.1	659	11.3	307	13.0
Kanawha	7,588	13.1	4,351	13.8	2,512	16.7
Lewis	1,065	21.0	721	26.1	386	32.6
Lincoln	1,222	20.0	677	21.4	231	18.8
Logan	1,576	15.0	648	12.3	318	13.8
McDowell	2,471	35.2	1,181	32.1	419	24.6
Marion	2,382	14.4	1,389	15.4	797	18.5
Marshall	1,870	17.8	995	17.9	572	22.5
Mason	1,640	21.0	840	19.8	433	25.0
Mercer	4,164	21.1	2,143	19.7	1,039	20.4
Mineral	1,354	16.3	870	19.7	379	20.6
Mingo	1,464	20.0	661	19.0	283	19.8
Monongalia	2,132	11.7	1,032	11.2	483	11.0
Monroe	681	15.2	469	19.2	189	18.2

Morgan	952	17.2	572	19.3	261	21.1
Nicholas	1,640	19.9	945	21.7	424	23.3
Ohio	1,940	14.0	1,115	14.3	578	14.4
Pendleton	849	30.8	557	34.5	272	34.9
Pleasants	323	15.2	165	14.6	96	18.5
Pocahontas	442	16.1	230	16.7	116	22.8
Preston	1,457	15.5	888	18.0	480	22.9
Putnam	1,517	10.3	826	11.1	360	12.2
Raleigh	4,118	17.6	2,399	19.3	1,215	20.1
Randolph	1,494	17.3	845	18.1	425	21.7
Ritchie	718	21.8	387	21.7	275	36.9
Roane	1,047	22.6	556	23.0	264	26.9
Summers	1,273	28.6	842	34.2	448	41.6
Taylor	895	18.4	574	21.9	386	31.6
Tucker	609	24.0	427	29.9	222	36.6
Tyler	633	21.5	310	19.4	161	23.5
Upshur	1,818	25.6	991	25.7	440	26.9
Wayne	2,850	22.5	1,525	22.1	758	25.1
Webster	689	24.3	395	27.9	212	38.4
Wetzel	1,086	19.6	698	22.3	304	22.1
Wirt	454	27.0	148	17.1	89	27.2
Wood	3,524	13.9	1,955	14.2	1,021	17.1
Wyoming	1,102	15.2	461	13.0	291	19.3

WV SENIOR POPULATION GROUPS
BY AGE, MINORITY REPRESENTATION & PERCENT
2010 ACS 5yr estimates

		55+	%	65+	%	75+	%	85+	%
WV		537558		289598		133479		34986	
	White	522108	97.1	282165	97.4	129673	97.1	33822	96.7
	Minority	15450	2.9	7433	2.6	3806	2.9	1164	3.3
Barbour		4818		2604		1170		251	
	White	4771	99.0	2593	99.6	1159	99.1	240	95.6
	Minority	47	1.0	11	0.4	11	0.9	11	4.6
Berkeley		22861		10970		4523		976	
	White	21518	94.1	10568	96.3	4313	95.4	904	92.6
	Minority	1343	5.9	402	3.7	210	4.9	72	8.0
Boone		7028		3508		1513		293	
	White	6951	98.9	3500	99.8	1505	99.5	293	100.0
	Minority	77	1.1	8	0.2	8	0.5	0	0.0
Braxton		4626		2482		1098		265	
	White	4605	99.5	2474	99.7	1090	99.3	265	100.0
	Minority	21	0.5	8	0.3	8	0.7	0	0.0
Brooke		8180		4613		2310		702	
	White	8015	98.0	4548	98.6	2310	100.0	702	100.0
	Minority	165	2.0	65	1.4	0	0.0	0	0.0
Cabell		26985		15194		7427		1752	
	White	25898	96.0	14644	96.4	7096	95.5	1671	95.4
	Minority	1087	4.0	550	3.6	331	4.7	81	4.8
Calhoun		2518		1347		617		93	
	White	2492	99.0	1335	99.1	605	98.1	81	87.1
	Minority	26	1.0	12	0.9	12	2.0	12	14.8
Clay		2746		1429		642		174	
	White	2719	99.0	1429	100.0	642	100.0	174	100.0
	Minority	27	1.0	0	0.0	0	0.0	0	0.0
Doddridge		2392		1265		508		156	
	White	2392	100.0	1265	100.0	508	100.0	156	100.0
	Minority	0	0.0	0	0.0	0	0.0	0	0.0
Fayette		14297		7673		3715		1084	
	White	13526	94.6	7284	94.9	3510	94.5	1016	93.7
	Minority	771	5.4	389	5.1	205	5.8	68	6.7

Gilmer		2073		1161		521		181	
	White	1949	94.0	1147	98.8	521	100.0	181	100.0
	Minority	124	6.0	14	1.2	0	0.0	0	0.0
Grant		3825		2060		858		228	
	White	3801	99.4	2051	99.6	857	99.9	228	100.0
	Minority	24	0.6	9	0.4	1	0.1	0	0.0
Greenbrier		11907		6683		3103		817	
	White	11535	96.9	6455	96.6	2986	96.2	772	94.5
	Minority	372	3.1	228	3.4	117	3.9	45	5.8
Hampshire		7005		3639		1473		342	
	White	6950	99.2	3639	100.0	1473	100.0	342	100.0
	Minority	55	0.8	0	0.0	0	0.0	0	0.0
Hancock		10151		5735		2860		722	
	White	9893	97.5	5597	97.6	2851	99.7	722	100.0
	Minority	258	2.5	138	2.4	9	0.3	0	0.0
Hardy		4106		2202		900		139	
	White	4036	98.3	2180	99.0	891	99.0	130	93.5
	Minority	70	1.7	22	1.0	9	1.0	9	6.9
Harrison		20229		11147		5478		1414	
	White	19889	98.3	11005	98.7	5409	98.7	1386	98.0
	Minority	340	1.7	142	1.3	69	1.3	28	2.0
Jackson		8646		5026		2191		526	
	White	8635	99.9	5026	100.0	2191	100.0	526	100.0
	Minority	11	0.1	0	0.0	0	0.0	0	0.0
Jefferson		12274		5872		2409		587	
	White	11446	93.3	5495	93.6	2228	92.5	530	90.3
	Minority	828	6.7	377	6.4	181	8.1	57	10.8
Kanawha		57814		31811		15518		4334	
	White	55063	95.2	30463	95.8	14912	96.1	4109	94.8
	Minority	2751	4.8	1348	4.2	606	4.1	225	5.5
Lewis		5244		2898		1304		371	
	White	5174	98.7	2854	98.5	1289	98.8	371	100.0
	Minority	70	1.3	44	1.5	15	1.2	0	0.0
Lincoln		6178		3233		1292		347	
	White	6173	99.9	3228	99.8	1287	99.6	347	100.0
	Minority	5	0.1	5	0.2	5	0.4	0	0.0

Logan		10779		5434		2443		539	
	White	10511	97.5	5216	96.0	2334	95.5	518	96.1
	Minority	268	2.5	218	4.0	109	4.7	21	4.1
McDowell		7025		3675		1703		346	
	White	6193	88.2	3183	86.6	1385	81.3	277	80.1
	Minority	832	11.8	492	13.4	318	23.0	69	24.9
Marion		16851		9417		4673		1416	
	White	16367	97.1	9184	97.5	4536	97.1	1397	98.7
	Minority	484	2.9	233	2.5	137	3.0	19	1.4
Marshall		10773		5804		2774		780	
	White	10661	99.0	5719	98.5	2755	99.3	761	97.6
	Minority	112	1.0	85	1.5	19	0.7	19	2.5
Mason		8065		4470		1910		367	
	White	8058	99.9	4470	100.0	1910	100.0	367	100.0
	Minority	7	0.1	0	0.0	0	0.0	0	0.0
Mercer		19828		10947		5228		1488	
	White	18829	95.0	10466	95.6	4993	95.5	1411	94.8
	Minority	999	5.0	481	4.4	235	4.7	77	5.5
Mineral		8467		4606		1992		581	
	White	8320	98.3	4516	98.0	1927	96.7	581	100.0
	Minority	147	1.7	90	2.0	65	3.4	0	0.0
Mingo		7430		3564		1500		408	
	White	7194	96.8	3475	97.5	1460	97.3	408	100.0
	Minority	236	3.2	89	2.5	40	2.7	0	0.0
Monongalia		18470		9479		4597		1194	
	White	17895	96.9	9165	96.7	4437	96.5	1169	97.9
	Minority	575	3.1	314	3.3	160	3.6	25	2.1
Monroe		4526		2480		1110		306	
	White	4491	99.2	2475	99.8	1105	99.5	306	100.0
	Minority	35	0.8	5	0.2	5	0.5	0	0.0
Morgan		5642		3054		1314		299	
	White	5518	97.8	2996	98.1	1265	96.3	299	100.0
	Minority	124	2.2	58	1.9	49	3.9	0	0.0
Nicholas		8287		4401		1860		469	
	White	8280	99.9	4394	99.8	1853	99.6	462	98.5
	Minority	7	0.1	7	0.2	7	0.4	7	1.5

Ohio		14252		8168		4377		1150	
	White	13830	97.0	8019	98.2	4334	99.0	1150	100.0
	Minority	422	3.0	149	1.8	43	1.0	0	0.0
Pendleton		2756		1620		786		214	
	White	2694	97.8	1582	97.7	777	98.9	207	96.7
	Minority	62	2.2	38	2.3	9	1.2	7	3.4
Pleasants		2208		1192		543		163	
	White	2208	100.0	1192	100.0	543	100.0	163	100.0
	Minority	0	0.0	0	0.0	0	0.0	0	0.0
Pocahontas		3050		1639		712		258	
	White	3038	99.6	1627	99.3	700	98.3	246	95.3
	Minority	12	0.4	12	0.7	12	1.7	12	4.9
Preston		9586		5039		2185		544	
	White	9497	99.1	5021	99.6	2177	99.6	544	100.0
	Minority	89	0.9	18	0.4	8	0.4	0	0.0
Putnam		14878		7666		3158		903	
	White	14831	99.7	7664	100.0	3156	99.9	903	100.0
	Minority	47	0.3	2	0.0	2	0.1	0	0.0
Raleigh		23659		12546		6136		1652	
	White	21829	92.3	11550	92.1	5527	90.1	1391	84.2
	Minority	1830	7.7	996	7.9	609	11.0	261	18.8
Randolph		9026		4974		2208		760	
	White	8947	99.1	4914	98.8	2187	99.0	739	97.2
	Minority	79	0.9	60	1.2	21	1.0	21	2.8
Ritchie		3294		1786		753		150	
	White	3294	100.0	1786	100.0	753	100.0	150	100.0
	Minority	0	0.0	0	0.0	0	0.0	0	0.0
Roane		4588		2433		1040		254	
	White	4586	100.0	2433	100.0	1040	100.0	254	100.0
	Minority	2	0.0	0	0.0	0	0.0	0	0.0
Summers		4692		2632		1229		312	
	White	4629	98.7	2617	99.4	1229	100.0	312	100.0
	Minority	63	1.3	15	0.6	0	0.0	0	0.0
Taylor		4968		2717		1291		360	
	White	4869	98.0	2625	96.6	1241	96.1	360	100.0
	Minority	99	2.0	92	3.4	50	4.0	0	0.0

Tucker		2534		1428		607		132	
	White	2531	99.9	1425	99.8	607	100.0	132	100.0
	Minority	3	0.1	3	0.2	0	0.0	0	0.0
Tyler		3033		1670		747		286	
	White	3006	99.1	1653	99.0	730	97.7	286	100.0
	Minority	27	0.9	17	1.0	17	2.3	0	0.0
Upshur		7099		3898		1691		420	
	White	7021	98.9	3849	98.7	1642	97.1	412	98.1
	Minority	78	1.1	49	1.3	49	3.0	8	1.9
Wayne		12616		6869		3021		636	
	White	12616	100.0	6869	100.0	3021	100.0	636	100.0
	Minority	0	0.0	0	0.0	0	0.0	0	0.0
Webster		3022		1596		704		178	
	White	3017	99.8	1596	100.0	704	100.0	178	100.0
	Minority	5	0.2	0	0.0	0	0.0	0	0.0
Wetzel		5537		3133		1378		299	
	White	5517	99.6	3133	100.0	1378	100.0	299	100.0
	Minority	20	0.4	0	0.0	0	0.0	0	0.0
Wirt		1667		860		323		43	
	White	1667	100.0	860	100.0	323	100.0	43	100.0
	Minority	0	0.0	0	0.0	0	0.0	0	0.0
Wood		25810		14310		6546		2072	
	White	25549	99.0	14172	99.0	6501	99.3	2062	99.5
	Minority	261	1.0	138	1.0	45	0.7	10	0.5
Wyoming		7237		3539		1510		253	
	White	7184	99.3	3539	100.0	1510	100.0	253	100.0
	Minority	53	0.7	0	0.0	0	0.0	0	0.0

S2101: VETERAN STATUS
2006-2010 American Community Survey 5-Year Estimates

Subject	Subject	Subject	Civilian population 18 years and over	AGE		
				55 to 64 years	65 to 74 years	75 years and over
West Virginia	Total	Estimate	1,449,403	17.2%	10.8%	9.3%
West Virginia	Total	Margin of Error	+/-497	+/-0.1	+/-0.1	+/-0.1
West Virginia	Veterans	Estimate	170,894	28.2%	20.1%	21.4%
West Virginia	Veterans	Margin of Error	+/-2,252	+/-0.7	+/-0.4	+/-0.4
West Virginia	Nonveterans	Estimate	1,278,509	15.8%	9.6%	7.6%
West Virginia	Nonveterans	Margin of Error	+/-2,372	+/-0.1	+/-0.1	+/-0.1

**AGE BY LANGUAGE SPOKEN AT HOME BY ABILITY TO SPEAK ENGLISH FOR THE
POPULATION 5 YEARS AND OVER**

2006-2010 American Community Survey 5-Year Estimates

	West Virginia	
	Estimate	Margin of Error
Total:	1,737,044	+/-492
5 to 17 years:	285,712	+/-558
Speak only English	278,306	+/-692
Speak Spanish:	4,505	+/-468
Speak English "very well"	2,714	+/-353
Speak English "well"	1,038	+/-297
Speak English "not well"	674	+/-198
Speak English "not at all"	79	+/-48
Speak other Indo-European languages:	1,650	+/-299
Speak English "very well"	1,443	+/-266
Speak English "well"	124	+/-63
Speak English "not well"	83	+/-44
Speak English "not at all"	0	+/-119
Speak Asian and Pacific Island languages:	748	+/-176
Speak English "very well"	474	+/-143
Speak English "well"	174	+/-80
Speak English "not well"	100	+/-73
Speak English "not at all"	0	+/-119
Speak other languages:	503	+/-259
Speak English "very well"	422	+/-253
Speak English "well"	45	+/-35
Speak English "not well"	36	+/-43
Speak English "not at all"	0	+/-119
18 to 64 years:	1,160,170	+/-541
Speak only English	1,132,048	+/-1,239
Speak Spanish:	12,346	+/-840
Speak English "very well"	7,995	+/-632
Speak English "well"	1,969	+/-371
Speak English "not well"	2,138	+/-330
Speak English "not at all"	244	+/-95
Speak other Indo-European languages:	8,043	+/-565
Speak English "very well"	6,308	+/-489
Speak English "well"	1,092	+/-208

	West Virginia	
	Estimate	Margin of Error
Speak English "not well"	632	+/-164
Speak English "not at all"	11	+/-19
Speak Asian and Pacific Island languages:	5,245	+/-478
Speak English "very well"	3,019	+/-415
Speak English "well"	1,464	+/-269
Speak English "not well"	717	+/-182
Speak English "not at all"	45	+/-44
Speak other languages:	2,488	+/-439
Speak English "very well"	1,784	+/-333
Speak English "well"	519	+/-198
Speak English "not well"	185	+/-116
Speak English "not at all"	0	+/-119
65 years and over:	291,162	+/-347
Speak only English	286,688	+/-524
Speak Spanish:	1,009	+/-184
Speak English "very well"	744	+/-163
Speak English "well"	139	+/-65
Speak English "not well"	109	+/-70
Speak English "not at all"	17	+/-25
Speak other Indo-European languages:	2,327	+/-281
Speak English "very well"	1,820	+/-235
Speak English "well"	310	+/-94
Speak English "not well"	192	+/-80
Speak English "not at all"	5	+/-9
Speak Asian and Pacific Island languages:	753	+/-153
Speak English "very well"	472	+/-136
Speak English "well"	134	+/-70
Speak English "not well"	105	+/-65
Speak English "not at all"	42	+/-39
Speak other languages:	385	+/-120
Speak English "very well"	319	+/-119
Speak English "well"	21	+/-20
Speak English "not well"	35	+/-41
Speak English "not at all"	10	+/-16

WV SCSEP Organizational Chart

