

WEST VIRGINIA  
SECRETARY OF STATE

KEN HECHLER

ADMINISTRATIVE LAW DIVISION

Form #3

Do Not Mark In this Box

FILED

1970 AUG 10 3:51

NOTICE OF AGENCY APPROVAL OF A PROPOSED RULE  
AND  
FILING WITH THE LEGISLATIVE RULE-MAKING REVIEW COMMITTEE

AGENCY: WV Air Pollution Control Commission TITLE NUMBER: 45CSR21

CITE AUTHORITY Chapter 16, Article 20, Section 5

AMENDMENT TO AN EXISTING RULE: YES  NO

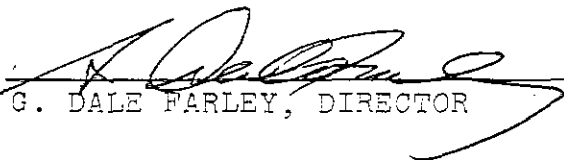
IF YES, SERIES NUMBER OF RULE BEING AMENDED: 21

TITLE OF RULE BEING AMENDED: "Regulations to Prevent and Control Air  
Pollution From the Emission of Volatile Organic Compounds From  
The Storage of Petroleum Liquids In Fixed Roof Tanks"

IF NO, SERIES NUMBER OF NEW RULE BEING PROPOSED: \_\_\_\_\_

TITLE OF RULE BEING PROPOSED: \_\_\_\_\_

THE ABOVE PROPOSED LEGISLATIVE RULE HAVING GONE TO A PUBLIC HEARING OR A PUBLIC COMMENT PERIOD IS HEREBY APPROVED BY THE PROMULGATING AGENCY FOR FILING WITH THE SECRETARY OF STATE AND THE LEGISLATIVE RULE MAKING REVIEW COMMITTEE FOR THEIR REVIEW.

  
G. DALE FARLEY, DIRECTOR

APPENDIX B

FISCAL NOTE FOR PROPOSED RULES  
 Chapter 16-20, Series 21 - "To Prevent and Control Air  
 Pollution From the Emission of Volatile Organic Compounds  
 Rule Title: From The Storage of Petroleum Liquids in Fixed Roof Tanks"

Type of Rule:  X  Legislative   Interpretive   Procedural

Agency  WVAPCC  Address  1558 Washington St., E.   
 Charleston, WV 25311

1. Effect of Proposed Rule	ANNUAL		FISCAL YEAR		
	Increase	Decrease	Current	Next	Thereafter
Estimated Total Cost	\$ -0-	\$ -0-	\$ -0-	\$ -0-	\$ -0-
Personal Services					
Current Expense					
Repairs and Alterations					
Equipment					
Other					

2. Explanation of above estimates:

The proposed amendments will have negligible effect on the budget.

3. Objectives of these rules:

The purpose of the amendments to Regulation 21 is to address USEPA's identified deficiencies in order to provide national consistency in existing volatile organic compound regulations applicable in State Implementation Plan call areas.

4. Explanation of Overall Economic Impact of Proposed Rule.

A. Economic Impact on State Government.

There should be no economic impact on State Government.

B. Economic Impact on Political Subdivisions; Specific Industries;  
Specific groups of citizens.

There should be no economic impact on political subdivisions or industry. There should be no economic impact on specific groups of citizens.

C. Economic Impact on Citizens/Public at Large.

There should be no economic impact on citizens/public at large.

Date: August 10, 1990

Signature of Agency Head or Authorized Representative

  
\_\_\_\_\_  
G. DALE FARLEY, DIRECTOR

DATE:

TO: LEGISLATIVE RULE-MAKING REVIEW COMMITTEE

FROM: G. DALE FARLEY, DIRECTOR, WVAPCC

Regulation 21 - "Regulations to Prevent and Control Air Pollution  
LEGISLATIVE RULE TITLE: From the Emission of Volatile Organic Compounds  
From The Storage of Petroleum Liquids In Fixed Roof Tanks"

1. Authorizing statute(s) citation \_\_\_\_\_

Chapter 16, Article 20, Section 5

2. a. Date filed in State Register with Notice of Hearing:

April 6, 1990

b. What other notice, including advertising, did you give of the hearing?

Notice of hearing was provided in each of four (4)  
designated air quality control regions in the state.

(See attached list with dates of publication).

c. Date of hearing (s): June 5, 1990

d. Attach list of persons who appeared at hearing, comments received, amendments, reasons for amendments.

Attached X No comments received \_\_\_\_\_

e. Date you filed in State Register the agency approved proposed Legislative Rule following public hearing:  
(be exact)

August 10, 1990

f. Name and phone number of agency person to contact for additional information:

G. Dale Farley, Director, WVAPCC

1558 Washington St., E., Charleston, WV 25311

(304) 348-2275

3. If the statute under which you promulgated the submitted rules requires certain findings and determinations to be made as a condition precedent to their promulgation:

a. Give the date upon which you filed in the State Register a notice of the time and place of a hearing for the taking of evidence and a general description of the issues to be decided.

N/A

b. Date of hearing: N/A

c. On what date did you file in the State Register the findings and determinations required together with the reasons therefor?

N/A

d. Attach findings and determinations and reasons:

Attached N/A

August 10, 1990

**ERRATA**

**CHANGES TO REGULATION 21  
(45CSR21)**

"Regulations to Prevent and Control Air Pollution From the Emission of Volatile Organic Compounds From the Storage of Petroleum Liquids in Fixed Roof Tanks"

- Page 1, Section 1.1: Added sentence to "Scope" for clarity
- Page 5, Section 3.25.: Added compounds exempted in "VOC" definition: HCFC-123, HFC-134a, HCFC-141b, HCFC-142b, and others listed by U.S. EPA
- Page 5, Section 3.26.: Changed definition of "Vapor Control System"
- Page 6, Section 4.1.b.: Added "capable of achieving 85 percent emissions reduction"
- Page 6, Section 4.2.b.: Added new section
- Page 6, Section 4.2.c.: Added new section
- Page 6, Section 4.2.d.: Moved, was old 4.2.b.
- Page 6, Section 4.2.d.2.: Added "supports"
- Page 9, Section 7.1.a.: Changed "once per month" to "at least once every six (6) months"
- Page 9, Section 7.1.b.: Added new section
- Page 9, Section 7.1.c.: Moved, was old 7.1.b.
- Page 10, Section 7.6.: Deleted section
- Page 10, Section 8: Changed entire section
- Page 12, Section 11: Added new section "Enforceability", and deleted proposed section "Inconsistency Between Regulations"

Renumbered sections as required.

Regulation was amended as a result of comments from industry and U.S. EPA.

**[PROPOSED]**  
**45CSR21**

**SUMMARY**

45CSR21 was promulgated by the commission on May 8, 1979 and became effective on October 27, 1979. The regulation pertains to the control of volatile organic compounds from the storage of petroleum liquids in fixed roof tanks. The regulation is being revised to address EPA's identified deficiencies and the requirement to provide a greater degree of equity and national consistency among all states and localities that received post-1987 ozone SIP calls. The areas affected were expanded to include additional counties that were identified as nonattainment of the ozone standards after 1979.

**[PROPOSED]**  
**45CSR21**  
**TITLE 45**  
**LEGISLATIVE RULES**  
**WEST VIRGINIA AIR POLLUTION CONTROL COMMISSION**

**SERIES 21**  
**REGULATIONS TO PREVENT AND CONTROL AIR POLLUTION FROM**  
**THE EMISSION OF VOLATILE ORGANIC COMPOUNDS FROM THE STORAGE**  
**OF PETROLEUM LIQUIDS IN FIXED ROOF TANKS**

Index.

- §45-21-1. General
- §45-21-2. Area Affected.
- §45-21-3. Definitions.
  - 3.1. "Air Pollution"
  - 3.2. "Approved"
  - 3.3. "Commission"
  - 3.4. "Condensate"
  - 3.5. "Construction"
  - 3.6. "Control Device"
  - 3.7. "Crude Oil"
  - 3.8. "Custody Transfer"
  - 3.9. "Day"
  - 3.10. "Director"
  - 3.11. "Emission"
  - 3.12. "External Floating Roof"
  - 3.13. "Facility"
  - 3.14. "Fixed Roof Tank"
  - 3.15. "Internal Floating Roof"
  - 3.16. "Owner or Operator"
  - 3.17. "Person"

- 3.18. "Petroleum Liquids"
  - 3.19. "Petroleum Refinery"
  - 3.20. "Reasonably Available Control Technology"
  - 3.21. "Standard Conditions"
  - 3.22. "Stationary Source"
  - 3.23. "Storage Tank"
  - 3.24. "True Vapor Pressure"
  - 3.25. "Volatile Organic Compound"
  - 3.26. "Vapor Control System"
- 
- §45-21-4. Control and Prohibition of Emissions.
  - §45-21-5. Registration.
  - §45-21-6. Permits.
  - §45-21-7. Inspection, Reports, and Testing.
  - §45-21-8. Compliance Programs and Schedules.
  - §45-21-9. Variance.
  - §45-21-10. Exemptions.
  - §45-21-11. Enforceability.

AFFIDAVIT OF PUBLICATION

STATE OF WEST VIRGINIA,

KANAWHA COUNTY, TO-WIT:

I, Betha Caldwell OF

THE CHARLESTON GAZETTE, A DAILY DEMOCRATIC NEWSPAPER,  
PUBLISHED IN THE CITY OF CHARLESTON, KANAWHA COUNTY,  
WEST VIRGINIA, DO SOLEMNLY SWEAR THAT THE ANNEXED  
NOTICE OF: PUBLIC HEARINGS

WAS DULY PUBLISHED IN SAID PAPER(S) ON THE DATES  
LISTED BELOW, AND WAS POSTED AT THE FRONT DOOR OF THE  
COURT HOUSE OF SAID KANAWHA COUNTY, WEST VIRGINIA,

ON THE  
2ND DAY OF MAY, 1990.

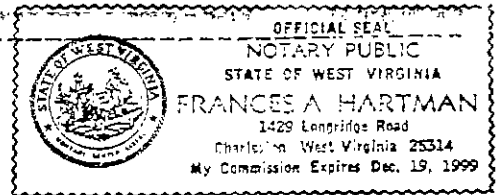
DATES PUBLISHED:  
05/01/90 GAZETTE 05/08/90 GAZETTE

SUBSCRIBED AND SWORN TO BEFORE ME THIS  
11TH DAY OF MAY, 1990.

Francis A. Hartman

NOTARY PUBLIC OF KANAWHA COUNTY, WEST VIRGINIA

MY COMMISSION EXPIRES  
PRINTERS FEE \$ 36.16



NOTICE OF PUBLIC HEARING  
On Tuesday, June 5, 1990 beginning at 9:15 a.m. the West Virginia Air Pollution Control Commission will hold public hearings on proposed amendments to the following Regulations:  
Regulation 21—"To Prevent and Control Air Pollution From the Storage of Petroleum Liquids in Fixed Roof Tanks"  
Regulation 23—"To Prevent and Control Air Pollution From the Emission of Volatile Organic Compounds From Bulk Gasoline Terminals"  
Regulation 24—"To Prevent and Control Air Pollution From Emission of Volatile Organic Compounds From Petroleum Refinery Sources"  
These hearings will be held in the Commission's conference room located at 1558 Washington Street, East, Charleston, Kanawha County, West Virginia.  
These hearings are open to the public and written and oral testimony by all interested parties will be heard and made part of the record.  
Copies of the proposed Regulations are available for public review in the office of the West Virginia Air Pollution Control Commission, 1558 Washington Street, East, Charleston, West Virginia.  
All comments and inquiries relative to these proposed amendments should be directed to:  
G. Dale Farley  
Director  
WV Air Pollution Control Commission  
1558 Wash. St., E.  
Charleston, WV 25311  
(810841)

# AFFIDAVIT OF PUBLICATION

STATE OF WEST VIRGINIA,  
COUNTY OF CABELL, TO-WIT:

NOTICE

NOTICE OF PUBLIC HEARING

On Tuesday, June 5, 1990 beginning at 9:15 a.m. the West Virginia Air Pollution Control Commission will hold public hearings on proposed amendments to the following Regulations:

Regulation 21 - "To Prevent and Control Air Pollution From the Storage of Petroleum Liquids in Fixed Roofs Tanks"

Regulation 23 - "To Prevent and Control Air Pollution From the Emission of Volatile Organic Compounds from Bulk Gasoline Terminals"

Regulation 24 - "To Prevent and Control Air Pollution From Emission of Volatile Organic Compounds from Refinery Sources"

These hearings will be held in the Commission's conference room located at 1554 Washington Street, East, Charleston, Kanawha County, West Virginia.

These hearings are open to the public and written and oral testimony by all interested parties will be heard and made part of the record.

Copies of the proposed Regulations are available for public review in the office of the West Virginia Air Pollution Control Commission, 1554 Washington Street, East, Charleston, West Virginia and at the Cabell County Public Library, 455 9th Street Plaza, Huntington, WV 25701.

All comments and inquiries relative to these proposed amendments should be directed to:

G. Dale Farley  
Director  
WV Air Pollution  
Control Commission  
1554 Washington Street, E.  
Charleston, WV 25311  
LH-378 4-24-90

I, Dianna Webb being first duly sworn, depose and say that I am Legal Clerk for Huntington Publishing Company, a corporation, who publishes at Huntington, Cabell County, West Virginia, the newspaper: The Herald-Dispatch, a independent newspaper, in the morning seven days each week, Monday through Sunday including New Year's Day, Memorial Day, the Fourth of July, Labor Day, Thanksgiving and Christmas; that I have been duly authorized by the Board of Directors of such corporation to execute this affidavit of publication for and on behalf of such corporation and the newspaper mentioned herein; that the legal advertisement attached in the left margin of this affidavit and made a part hereof and bearing number LH-590 was duly published in

The Herald-Dispatch

one time, once a week for 2 successive weeks, commencing with its issue of the 28th day of April, 1990, and ending with the issue of the 5th day of May, 1990, and was posted at the East Door of Cabell Co. Courthouse

on the 28th day of April, 1990; that said legal advertisement was published on the following dates: April 28, 1990 May 5, 1990

; that the cost of publishing said annexed advertisement as aforesaid was \$38.69; that such newspaper in which such legal advertisement was published

has been and is now published regularly, at least as frequently as once a week for at least fifty weeks during the calendar year as prescribed by its mailing permit, and has been so published in the municipality of Huntington, Cabell County, West Virginia, and at least one year immediately preceding the date on which the legal advertisement set forth herein was delivered to such newspaper for publication; that such newspaper is a newspaper of "general circulation" as defined in Article 3, Chapter 59, of the West Virginia Code, within the publication area or areas of the municipality of Huntington, Cabell and Wayne Counties, West Virginia, and \_\_\_\_\_

\_\_\_\_\_;  
that such newspaper is circulated to the general public at a definite price or consideration; that such newspaper on each date published consists of not less than four pages without a cover; and that it is a newspaper to which the general public resorts for passing events of a political, religious, commercial and social nature, and for current happenings, announcements, miscellaneous reading matters, advertisements and other notices.

Dianna Webb

Taken, subscribed and sworn to before me in my said county this 5th day of May, 1990

My commission expires 27 March 1992

Ben H. Howard

Notary Public  
Cabell County,  
West Virginia

**LEGAL NOTICE**

**NOTICE OF PUBLIC HEARING**

On Tuesday, June 5, 1990 beginning at 9:15 a.m. the West Virginia Air Pollution Control Commission will hold public hearings on proposed amendments to the following Regulations:

Regulation 21 - "To Prevent and Control Air Pollution From the Storage of Petroleum Liquids in Fixed Roof Tanks"

Regulation 23 - "To Prevent and Control Air Pollution From the Emission of Volatile Organic Compounds From Bulk Gasoline Terminals"

Regulation 24 - "To Prevent and Control Air Pollution From Emission of Volatile Organic Compounds From Petroleum Refinery Sources"

These hearings will be held in the Commission's conference room located at 1558 Washington Street, East, Charleston, Kanawha County, West Virginia.

These hearings are open to the public and written and oral testimony by all interested parties will be heard and made part of the record.

Copies of the proposed Regulations are available for public review in the office of the West Virginia Air Pollution Control Commission, 1558 Washington Street, East, Charleston, West Virginia and at the Parkersburg/Wood County Public Library, 3100 Emerson Avenue, Parkersburg, WV 26104.

All comments and inquiries relative to these proposed amendments should be directed to:

G. Dale Farley  
Director

WV Air Pollution Control Commission  
1558 Washington Street, E.  
Charleston, WV 25311

May 2, 9

MAR C IA MOORE

being first duly sworn, says that the

notice of public hearing--- JUNE 5th

hereto attached was printed in the **Parkersburg News**

a daily newspaper published in the City of Parkersburg, Wood County, West Virginia, and posted at the front door of the Court House for <sup>TWO</sup>

successive weeks, the first publication ~~and posting~~ thereon being on

the 2nd day of MAY 1990, and subse-

quent publication on the 9th day of MAY 1990,

the        day of        19      , the        day of

       19      , the        day of       

19      , and the        day of        19      .

Printer's Fee \$ 25.48

233 words @ 10.9375 marcia moore

Subscribed and sworn to before me this 9th day of

MAY 1990

Notary Public for Wood County, West Virginia

My commission expires 2-20-91

THE WEST VIRGINIA DAILY NEWS  
P.O. BOX 471  
LEWISBURG WV 24901  
PHONE: (304) 645-1206

NOTICE OF  
PUBLIC HEARING

AFFIDAVIT OF PUBLICATION

On Tuesday, June 5, 1990 beginning at 9:15 a.m. the West Virginia Air Pollution Control Commission will hold public hearings on proposed amendments to the following Regulations:

Regulation 21 - "To Prevent and Control Air Pollution From the Storage of Petroleum liquids in Fixed Roof Tanks"

Regulation 23 - "To Prevent and Control Air Pollution From the Emission of Volatile Organic Compounds From Bulk Gasoline Terminals"

Regulation 24 - "To Prevent and Control Air Pollution From Emission of Volatile Organic Compounds From Petroleum Refinery Sources"

These hearings will be held in the Commission's conference room located at 1558 Washington Street, East, Charleston, Kanawha County, West Virginia.

These hearings are open to the public and written and oral testimony by all interested parties will be heard and made part of the record.

Copies of the proposed Regulations are available for public review in the office of the West Virginia Air Pollution Control Commission, 1558 Washington Street, East, Charleston, West Virginia and at the Greenbrier County Library and Museum, 301 Courtney Drive, Lewisburg, WV 24901.

All comments and inquiries relative to these proposed amendments should be directed to:  
G. Dale Farley  
Director  
WV Air Pollution Control Commission  
1558 Washington Street E.  
Charleston, WV 25311  
(Apr. 30, May 7c)

STATE OF WEST VIRGINIA  
COUNTY OF  
GREENBRIER, TO WIT:

I, Louise Bowman, one of the editors of the West Virginia Daily News, a daily newspaper of general circulation published at Lewisburg, West Virginia, in the County of Greenbrier, State of West Virginia, do certify that publication of the advertisement or advertisements attached hereto

was made in two

issues of said newspaper, dated

Apr. 30<sup>th</sup>, May 7<sup>th</sup>

Given under my hand this, the

14<sup>th</sup> day of MAY

1990.

Louise Bowman  
Editor or Publisher

Subscribed and sworn to before me this 14<sup>th</sup> day of May

1990. My Commission expires Sept 11, 1990

Judy Dawdy, Notary Public.

Publication Fee: \$ 40.43

**MAILING LIST FOR HEARING**

Mr. Charles White  
Chairman  
Sub Area Planning Committee  
PO Box 113  
Institute, WV 25112

Dr. Paul Hill  
President  
National Institute for  
Chemical Studies  
University of Charleston  
2300 MacCorkle Avenue, SE  
Charleston, WV 25304

The Honorable William Croye  
Mayor, City of Belle  
National Institute for  
Chemical Studies  
Upper Kanawha Valley Committee  
110 East DuPont Avenue  
Belle, WV 25015

Mr. Ray de Bolt  
Fire Chief  
Charleston Fire Department  
808 Virginia Street, West  
Charleston, WV 25302

Ms. Suzzanne Tenkhoff  
National Institute for  
Chemical Studies  
Nitro/St. Albans Committee  
31 Bailes Drive  
Nitro, WV 25143

Ms. Lillian Erskin  
52 Bailes Drive  
Nitro, WV 25143

Ms. Mildred Holt  
PO Box 367  
Institute, WV 25112

Ms. Joline Brady  
103 Timberlake Circle  
Scott Depot, WV 25560

Dr. Ernest Capstack, Jr.  
91 Smithfield Street  
Buckhannon, WV 26201

Mr. Robert Hieronymus  
1338 Morningside Drive  
Charleston, WV 25314

Mr. Bob Parsons  
Jackson & Kelly  
1600 Laidley Tower  
Charleston, WV 25301

Mr. Eric Niiler  
Charleston Gazette  
1001 Virginia Street, East  
Charleston, WV 25301

Mr. Norm Steenstra  
Environmental Coordinator  
West Virginia Citizen Action Group  
1324 Virginia Street, East  
Charleston, WV 25301

Ms. Becky Fleming  
Charleston Daily Mail  
1001 Virginia Street, East  
Charleston, WV 25301

Mr. Rob Hill  
ERM Midwest  
5088 West Washington Street  
Charleston, WV 25313

Mr. Brain Broderick  
BNA PLUS  
Bureau of National Affairs  
1231 25th Street, NW  
Washington, DC 20037

COMMISSION MEETING

REGISTER  
JUNE 5, 1990

Date	Name	Address	Company Affiliation
06-05-90	Don Bergers	FARMOUNT	WAF
"	Shirley Harmon Reporter	St. Chary WV	Hudson Printing
"	L P Reasi	Char. WV	Quality Works
"	Yum Fossil	Char WV	Quality Works
"	K. B. Polank	Charleston, WV	Robinson & McElwain
"	John Cummings	Charleston, WV	Robinson & McElwain
"	Patrick McFaulley	Charleston, WV	West Virginia Mountaineer
"	P. J. G. [unclear]	Martinsburg, WV	Raven-Hackler
"	Al Sweetey	Martinsburg, WV	Go-Mary Inc.
"	David Wilkerson	1001 Va. St. E	Associated Press

Please Print

COMMISSION MEETING

REGISTER  
JUNE 5, 1990

Date	Name	Address	Company Affiliation
06-05-90	R. L. FOSTER	So. Plains	WEC
"	Dana Fry F. A. Decker	Spartan Charlotte, NC	Fry Food, Inc. Columbia Gas.
"	Kulbun	Metrolaus	
"	Sam HENNER	Grossman MD	Go-man INC
"	Bruce Morgan	1134 Market Street Wheeling	Wheeling - Pitt Steel
"	Bob Pavaara	DRESON & KELLY	CHARESTON, W. Va.
"	Mackey Lantz	Techimedia	STech, Ohio
"	Dick - Mankus	Spartan Mankus & Co	Wheeling WV.
"			

Please Print

COMMISSION MEETING

REGISTER  
JUNE 5, 1990

Date	Name	Address	Company Affiliation
06-05-90	Darius Daniels	Chevalier	WQBS News
"			
"			
"			
"			
"			
"			
"			
"			
"			



West Virginia Department of  
Commerce, Labor & Environmental Resources  
Air Pollution Control Commission

1558 Washington Street, East  
Charleston, West Virginia 25311

Telephone: (304)348-4022  
or (304) 348-3286

M E M O R A N D U M

To: File

From: G. Dale Farley  
Secretary *GD*

Date: August 10, 1990

Subject: Regulations 21, 23 and 24

Regulations 21, 23 and 24 were brought before the Commission for final approval on August 10, 1990. The Commission voted unanimously to adopt the proposed regulations with amendments [to the proposed regulations] as shown on the Errata sheet. In addition, the Commission took comments from an interested party who had previously submitted comments, and voted to maintain the definitions of "Approved", "Commission", and "Director", notwithstanding the comments from EPA.

Further, a discussion was held regarding EPA's approval of delayed compliance programs and Orders. It was determined that no change to the proposed regulation was necessary to effectuate the Commission's intent.

SO 11-9 11



UNITED STATES ENVIRONMENTAL PROTECTION AGENCY

REGION III

841 Chestnut Building  
Philadelphia, Pennsylvania 19107

WEST VIRGINIA AIR POLLUTION CONTROL COMMISSION

Mr. G. Dale Farley, Director  
West Virginia Air Pollution Control  
Commission  
1558 Washington Street, East  
Charleston, West Virginia 25311

JUL 6 1990

Dear Mr. Farley:

As requested in your letter of June 19, 1990, we have reviewed West Virginia's second draft of the volatile organic compound (VOC) regulatory corrections. We have also reviewed the public hearing comments submitted by the West Virginia Manufacturers Association (WVMA). Our comments on both documents follow:

FIXED ROOF TANKS

§45-21-1 GENERAL

- 1.1 WVAPCC has resolved this issue, by incorporating EPA's comment, clarifying the applicability of this subsection.
- 1.4 WVAPCC has indicated that this regulation will become effective, upon approval of the Commission.

§45-21-3 DEFINITIONS

- 3.2 The definition of "approved" is acceptable to EPA.
- 3.3 This definition should be amended to read, "Commission means the West Virginia Air Pollution Control Commission, and, where applicable, the U.S. EPA (see §45-21-12)."
- 3.10 This definition should be amended to read, " Director means the director of the West Virginia Air Pollution Control Commission, and, where applicable, the U.S. EPA (see §45-21-12)."
- 3.25 The definition of VOC is acceptable, since the definition of approved has been amended.
- 3.26 The definition of "vapor control system" is acceptable.

§45-21-4 CONTROL AND PROHIBITION OF EMISSIONS

- 4.1b) West Virginia Air Pollution Control Commission (WV APCC) has amended this sub-section to read, "The source has been equipped with an approved vapor control system capable of achieving 85% emissions reduction." Therefore the issue has been resolved.
- 4.2b) (2) WV APCC added the word "support" following roof legs, keeping the sub-section consistent with the entire regulation. This issue has been resolved.

§45-21-7 INSPECTION, REPORTS, AND TESTING

- 7.1a) EPA recommends that this sub-section read, "routine visual inspections are conducted through roof hatches once per month; and,". However, the current draft language in this sub-section is acceptable to EPA.
- 7.1b) Please note this language was inadvertently incorrect in the EPA comments on the first draft. This sub-section should read, " a complete inspection of cover and seal is conducted, once per year, or whenever the tank is emptied for nonoperational reasons;
- 7.1b) (2) This sub-section should be deleted, since the above language will address inspection requirements.

§45-21-8 COMPLIANCE PROGRAMS

This section should be amended to read, "For sources previously not subject to the requirements of 45CSR21 (1979) or, for sources that previously complied with the requirements of 45CSR21 (1979), but as a result of amendments to this regulation (1991) are required to make major process changes and/or major capital expenditures, as determined by the commission, an acceptable program to comply with this regulation shall be developed and submitted to the commission by the owner and/or operator of such source within sixty (60) days of the effective date of this regulation. The program shall include the dates for ordering, receiving, installations, and start-up of necessary equipment. All such programs shall be approved by the commission. No such compliance program shall exceed one (1) year from the effective date of this regulation unless the owner and/or operator can demonstrate to the commission that compliance within such time limit is technically or economically infeasible. If the owner and/or operator can make such a demonstration, the commission may issue an order for

additional time for compliance up to three (3) years from the effective date of this regulation. All such orders shall be issued only after notice to the public. All such orders shall contain a schedule and timetable for compliance, including increments of progress which will require compliance with the applicable requirements as expeditiously as practicable, and shall further require that the source comply with all the requirements of these regulations insofar as the source is able to do so. All such orders shall further require the source to include such measures as the commission determines are necessary to avoid an imminent and substantial endangerment to the public health. In the case of any major stationary source, no such order issued by the commission shall take effect until the Administrator of U.S. EPA determines that such order was issued in accordance with these requirements, or within the applicable provisions of the federal Clean Air Act. In the case of any source other than a major stationary source, any such order issued by the commission shall cease to be effective upon a determination by the Administrator of U.S. EPA that it was not issued in accordance with these requirements or with the applicable provisions of the federal Clean Air Act."

§45-21-11 INCONSISTENCY BETWEEN REGULATIONS

EPA cannot approve this section, and recommends that this section be deleted.

§45-21-12 ENFORCEABILITY

This section should be amended to read, "For the purpose of federal enforceability of the provisions of this regulation, references to the commission and/or director, where applicable, shall also include the requirement that the Administrator of the U.S. EPA shall also approve the decisions of the commission and/or director."

BULK GASOLINE TERMINALS

§45-23-1 GENERAL

1.4 Refer to comment under §45-21-1, 1.4.

§45-23-3 DEFINITION

3.2 See comments under §45-21-3, 3.2.

3.4 See comments under §45-21-3, 3.3.

3.9 See comments under §45-21-3, 3.10.

3.12 The definition of "gasoline" is acceptable.

3.19 See comments under §45-21-3, 3.26

3.20 See comments under §45-21-3, 3.25.

#### §45-23-4 CONTROL AND PREVENTION OF EMISSIONS

4.2(a)(1) Issue resolved, since the WVAPCC has amended this sub-section to require 90 percent emissions reduction.

#### §45-23-7 REPORTS, AND TESTING

7.3 (a) Issue resolved, since the definition of approved has been amended.

7.3 (b) There is a typographical error in this sub-section. The second sentence should read, "... organic compound emissions from their point of origination to the control equipment..."

7.3 (c) Issue resolved, since the definition of approved has been amended.

#### §45-23-8 COMPLIANCE PROGRAMS

See comments under §45-21-8.

#### §45-23-11 INCONSISTENCY BETWEEN REGULATIONS

EPA cannot approve this section, and recommends that this section be deleted.

#### §45-23-12 ENFORCEABILITY

See comments under §45-21-12.

PETROLEUM REFINERY SOURCES

§45-24-1 GENERAL

1.4 See comments under §45-21-1.

§45-24-3 DEFINITION

3.3 See comments under §45-21-3, 3.2.

3.4 See comments under §45-21-3, 3.3.

3.10 See comments under §45-21-3, 3.10.

3.26 See comments under §45-21-3, 3.26.

3.27 See comments under §45-21-3, 3.25.

§45-24-4 CONTROL AND PREVENTION OF EMISSIONS

4.2(a) Issue resolved, since WVAPCC has amended this subsection to reflect EPA's comment.

4.3(b) Issue resolved, since WVAPCC has amended this subsection to reflect EPA's comment.

§45-24-7 REPORTS, AND TESTING

7.1 Issue resolved, since the definition of approved has been amended.

§45-24-8 COMPLIANCE PROGRAMS

See comments under §45-21-8.

§45-24-10 INCONSISTENCY BETWEEN REGULATIONS

EPA cannot approve this section, and recommends that this section be deleted.

§45-24-11 ENFORCEABILITY

See comments under §45-21-12.

## EPA'S RESPONSE TO WVMA COMMENTS

### WVMA COMMENT:

The Commission must eliminate ambiguities in the definition of the term "volatile organic compound" under sections 45-21-3.25, 45-23-3.20, and 45-24-3.27.

### EPA'S RESPONSE:

West Virginia Manufacturers Association (WVMA) proposed definition of volatile organic compound (VOC) is inconsistent with EPA policy. References to vapor pressure cut-offs, i.e. 0.1 mm Hg must be excluded from the definition. Refer to enclosure 1 for further information.

### WVMA COMMENT:

The Silicones Health Council proposed definition of volatile organic compound should be considered.

### EPA'S RESPONSE:

WVMA's proposed definition of VOC as stated by the Silicones Health Council would be acceptable if sub-section iii were excluded.

### WVMA COMMENT:

The term "vapor control system" should be defined consistently in sections 45-21-3.16, 45-23-3.19 and 45-24-3.26, and should be modified to reflect the technological impossibility of preventing 100% of VOC emissions.

### EPA'S RESPONSE:

The definition of vapor control system (VCS) is acceptable to EPA.

### WVMA COMMENT:

The Commission should not delete provisions presently contained in sections 45-21-4.4, 45-23-4.4 AND 45-24-4.4 which provide for petitions by owners and operators of covered sources for the granting of exemptions on a case-by-case basis.

### EPA'S RESPONSE:

EPA cannot generically approve any alternative control system into a State regulation which is not explicitly described in the regulation.

Before inclusion of this section into West Virginia's SIP, West Virginia must clearly specify that any such alternative compliance plans must be submitted to EPA for approval. Alternatively, West Virginia may delete this provision from its regulations. Deletion of the provision does not prohibit any

source from soliciting approval for alternative compliance plans.

WVMA COMMENT:

The proposed provisions of section 45-21-4.4, 45-23-4.4 and 45-24-4.4 requiring that, once regulated, a source remains subject to VOC rules despite later falling within an exemption level, should be eliminated.

EPA'S RESPONSE:

EPA policy requires all sources which now exceed or ever exceed the exemption level, to be subject to the applicable regulation from that time forward. Refer to enclosure 2 which is an excerpt from Appendix D of the November 24, 1987 Federal Register notice.

WVMA COMMENT:

Storage tanks with double seal internal floating roofs should not be subjected to the same requirements as storage tanks with single seal internal floating roofs.

EPA'S RESPONSE:

The Federal regulations cited by the WVMA regarding single seals verses double seals reflect the New Source Performance Standards (NSPS) for Volatile Organic Liquids Storage Vessels (Including Petroleum Liquid Storage Vessels) for which Construction, or Modification Commenced after July 23, 1984 and Storage Vessels for Petroleum Liquids for which Construction, Reconstruction, or Modification, Commenced After June 11, 1973, and Prior to May 19, 1978. West Virginia's proposed regulations are being developed to provide for implementation of reasonably available control technology (RACT) for these source categories as required by the Clean Air Act. RACT requirements are established to ensure continued progress towards attainment of an ambient based air quality standard (in this case ozone). NSPS requirements are in many cases less stringent than RACT standards. In order for the Fixed Roof Petroleum Tanks to be controlled to RACT levels, WVAPCC proposed regulations must be consistent with the Control Technique Guideline for this source category.

WVMA COMMENT:

The definition of the term "gasoline" under the proposed rule for bulk gasoline terminals should be clarified to exclude lighter grades of petroleum products such as dry gas, propylene, and butanes.

EPA'S RESPONSE:

The definition of "gasoline" is acceptable to EPA.

WVMA COMMENT:

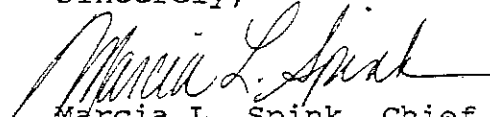
The proposed rule concerning bulk gasoline terminals should be clarified to allow the discharge of gasoline into sewers containing oil/water separators.

EPA'S RESPONSE:

EPA guidelines require this prohibition, in order for this proposed regulation to be approved by EPA as a SIP revision.

We appreciate the opportunity to review and comment on these draft regulations. As required by our SIP call of November 1989, and EPA's efforts to "level the playing field", these comments reflect the necessary changes that need to be made in order to make these VOC regulations federally approvable. Should you have any questions regarding our comments, please feel free to call me at (215) 597-9075 or your staff may contact Ms. Jacqueline Lewis at (215) 597-6863.

Sincerely,



Marcia L. Spink, Chief  
Air Programs Branch

Enclosures

UNITED STATES ENVIRONMENTAL PROTECTION AGENCY  
Office of Air Quality Planning and Standards  
Research Triangle Park, North Carolina 27711

MEMORANDUM

SUBJECT: Definition of VOC

FROM: G. T. Helms, Chief *Tom*  
Control Programs Operations Branch (MD-15)

TO: Chief, Air Branch, Regions I-X

Attached is a copy of a letter addressed to the State of Illinois Environmental Protection Agency, dated February 27, 1987, concerning the definition of "volatile organic compounds (VOC)."

As stated in the letter, "No VOC rules will be approved by USEPA unless VOC is substantively defined as all organic compounds except those that USEPA has listed as negligibly photochemically reactive in its Federal Register notices." This is USEPA's current policy.

In light of the post-1987 ozone policy and in order to ensure national consistency in the definition of VOC, State regulations with definitions that include a vapor pressure cutoff such as 0.1 mm Hg or 0.0019 PSIA that effectively exempts some photochemically reactive compounds from control must be revisited and revised as necessary.

The definition of VOC as cited in the letter or the definition cited in 40 CFR 60, Subpart A, 60.2, would be approved by USEPA; however, the recommended definition for VOC is as follows:

Volatile Organic Compound (VOC) - Any organic compound which participates in atmospheric photochemical reactions; that is, any organic compound other than those which the Administrator designates as having negligible photochemical reactivity. VOC may be measured by a reference method, an equivalent method, an alternative method or by procedures specified under 40 CFR Part 60. A reference method, an equivalent method, or an alternative method, however, may also measure nonreactive organic compounds. In such cases, an owner or operator may exclude the nonreactive organic compounds when determining compliance with a standard.

**RECEIVED**

APR 22 1987

ENFORCEMENT CASE  
ACTIVITY

Should you have any questions, please contact me (FTS 629-5526).

Attachment

cc: Ron Campbell  
Gerald Emison  
Jack Farmer  
John Rasnic  
B. J. Steigerwald  
Peter Wyckoff  
VOC Regulatory Contact, Regions I-X  
VOC Enforcement Contact, Regions I-X

## CTG RACT REGULATION CUTOFFS/EXEMPTIONS

- ° Recommended cutoffs contained in CTG's, model regulations, or EPA policy memorandums (See Attachment 1)
- ° For additional CTG categories size cutoffs, see SELECTED COATINGS CTG CATEGORY RECOMMENDED EXEMPTION LEVEL, page 16.
- ° Calculating regulation size cutoffs for CTG sources
  - °° Base tpy cutoff on theoretical potential to emit (design capacity [or maximum production] and 8760 hr/yr) before add-on controls. Care should be taken to make enforceable any regulations specified on an "actual" emissions basis.
  - °° Cutoff total determined from the sum of individual emission sources within same CTG category (Exception: petroleum marketing--storage tanks, terminals and loading racks must be combined)
  - °° Apply RACT if plantwide emissions > cutoff limit
  - °° If caught with emissions > cutoff limit in the future, then State must apply RACT ("once in, always in")
  - °° CTG area sources have no cutoff (e.g., cold cleaner degreasers and tank trucks)
- ° SIP call requires States to assess their existing VOC regulations and address cutoffs in EPA guidance. Exemptions can be granted only by way of the 5% rule (see Attachment 2)
- ° In cases where past guidance recommends high cutoff (e.g., 100 tpy), SIP call should also recommend that State investigate small exemption levels to prepare for additional emission reductions under full response to SIP call



WEST VIRGINIA  
MANUFACTURERS ASSOCIATION

SUITE 505  
405 CAPITOL STREET  
CHARLESTON, WV 25301  
TELEPHONE (304) 342-2123

90 JUN 25 AM 11:45

WEST VIRGINIA  
AIR POLLUTION  
CONTROL COMMISSION

June 18, 1990

Mr. G. Dale Farley  
Director  
West Virginia Air Pollution  
Control Commission  
1558 Washington Street, E.  
Charleston, West Virginia 25311

Re: Amendments to Regulations on Volatile  
Organic Compounds.

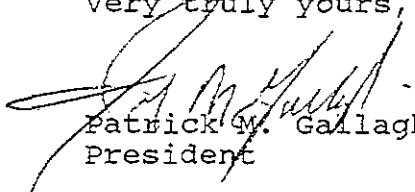
Dear Director Farley:

As a follow-up to the recent hearing and filing of comments on the proposed amendments to rules governing the emissions of volatile organic compounds, we have come into the possession of some information from the State of California which we find to be interesting and helpful in dealing with the universe of VOCs to be regulated.

On behalf of the Manufacturers, we are therefore submitting these additional comments for your consideration. Enclosed you will find correspondence and documents with the California Air Resources Board dealing with the definition of "volatile organic compound". This definition proposed for use in California allows for flexibility in the regulation of VOCs by tying the State definition to the EPA listings for negligibly reactive compounds. Adopting a similar regulation would help to clarify this term and to exclude chemicals of low reactivity from regulation.

We urge your review and consideration of this approach for defining volatile organic compounds in each of the three regulations now under consideration by you.

Very truly yours,

  
Patrick W. Gallagher  
President

Enclosures

cc: Mr. Robert L. Foster



RECEIVED

90 JUN 25 AM 11:45

WEST VIRGINIA  
AIR POLLUTION  
CONTROL COMMISSION

June 1, 1990


Ms. Peggy Vanicek  
Manager, Solvents Control Section  
California Air Resources Board  
P.O. Box 2815  
Sacramento, CA 95812

Dear Ms. Vanicek:

The Silicones Health Council is an Association comprised of domestic and foreign silicone producer companies. Attached is a proposed definition of VOLATILE ORGANIC COMPOUND which the Council wishes to offer as a more flexible, yet meaningful, approach in regulating VOC's. The rationale supporting this proposed definition is also enclosed.

Your review and consideration of this proposal would be most appreciated. If further elaboration of this submittal is desired, please feel free to contact me.

Sincerely yours,

  
James W. Pollack, P.E.  
Chairman  
Environmental Affairs Committee  
Silicones Health Council

## Proposed Definition of Volatile Organic Compound

### DEFINITION

**Volatile Organic Compound** means any compound containing at least one atom of carbon, excluding:

- i) carbon monoxide, carbon dioxide, carbonic acid, metallic carbides or carbonates, methane, 1,1,1-trichloromethane [methyl chloroform], methylene chloride, trifluoromethane [FC-23], trichlorotrifluoromethane [CFC-113], dichlorodifluoromethane [CFC-12], trichlorofluoromethane [CFC-11], chlorodifluoromethane [CFC-22], dichlorotetrafluoroethane [CFC-114], chloropentafluoroethane [CFC-115], dichlorotrifluoroethane [HCFC-123], tetrafluoroethane [HFC-134a], dichlorofluoroethane [HCFC-141b], chlorodifluoroethane [HCFC-142b];
- ii) any other negligibly reactive compounds listed by the Environmental Protection Agency pursuant to its Recommended Policy on the Control of Volatile Organic Compounds; and
- iii) any other compounds less photochemically reactive than ethane. Photochemical reactivity shall be measured by the compound's hydroxyl radical (OH) reaction rate constant (kOH).

### RATIONALE

The above definition for volatile organic compound (VOC) allows for flexibility in the regulation of VOC's. The Federal list of exemptions has expanded twice since its inception in 1977, the most recent expansion occurring just last year. By tying the California definition of VOC to the EPA listing, California will automatically keep current with developments in this area. Once a compound has been included in the EPA list of exempted compounds, the State of California may not take credit for controlling releases of the compound as part of the State's ozone SIP control strategy.

The South Coast Air Quality Management District Rules and Regulations contain an incomplete definition. The date of the rules and regulations is January, 1990, but the definition of reactive organic gases does not exclude the four compounds added to the Federal exemption list in 1989. In contrast, regulations

proposed by the Bay Area Air Quality Management District in April, 1990, do not include the new additions to the list. This discrepancy demonstrates the need to link the State definition of VOC to the Federal definition of VOC.

EPA first announced its Recommended Policy on Control of Volatile Organic Compounds on July 8, 1977. See 42 Fed. Reg. 35314. EPA identified four negligibly reactive compounds in that initial notice: methane, ethane, methyl chloroform, and Freon 113. Ethane is the most reactive of these compounds. The EPA has since agreed that compounds found to be less reactive than ethane may be "considered for addition to the current list of negligibly reactive VOC s". 54 Fed. Reg. 1987, 1988 (1989) (adding specified halocarbons to the list of negligibly reactive compounds). The above definition allows for the exemption of a chemical less photochemically reactive than ethane without requiring an actual EPA listing of the chemical.

In January, 1990, the United States District Court for the Northern District of California ordered the CARB to adopt measures to reduce VOC emissions from consumer solvents by 4.0 tons per day. It would be inappropriate to seek to comply with the Court's order by reducing emissions of negligibly reactive compounds. Unless a definition of VOC similar to above definition is adopted, the CARB regulations may require reductions in emissions of compounds that the EPA has determined do not contribute to significant ozone buildup.

Faced with the immediate need to reduce ozone and smog formation, the substitution of less reactive compounds for higher reactive compounds should be encouraged. To this end, it is important to exclude chemicals of low reactivity from SIP regulation. An overly inclusive regulation will frustrate environmentally beneficial product reformulations, and may lead to more costly product reformulations or reduce product use and in some cases product bans without any environmental benefit.

Submitted by:

Silicones Health Council  
1330 Connecticut Ave., N.W. #300  
Washington, D.C. 20036-1702

Attn: William Smock  
Executive Director

202/659-0060

EPA/600/3-25/058

RECEIVED

90 JUN 25 AM 11:45

WEST VIRGINIA  
AIR POLLUTION  
CONTROL COMMISSION

EXPERIMENTAL PROTOCOL FOR DETERMINING  
HYDROXYL RADICAL REACTION RATE CONSTANTS FOR ORGANIC COMPOUNDS  
Estimation of Atmospheric Reactivity

ATMOSPHERIC SCIENCES RESEARCH LABORATORY  
OFFICE OF RESEARCH AND DEVELOPMENT  
U. S. ENVIRONMENTAL PROTECTION AGENCY  
RESEARCH TRIANGLE PARK, NORTH CAROLINA 27711

EXPERIMENTAL PROTOCOL FOR DETERMINING  
HYDROXYL RADICAL REACTION RATE CONSTANTS FOR ORGANIC COMPOUNDS  
Estimation of Atmospheric Reactivity

by

James N. Pitts, Jr., Arthur M. Winer, Sara M. Aschmann  
William P. L. Carter and Roger Atkinson

Statewide Air Pollution Research Center  
University of California  
Riverside, California 92521

Cooperative Agreement

CR-810214

Project Officer

Joseph J. Bufalini  
Atmospheric Chemistry and Physics Division  
Atmospheric Sciences Research Laboratory  
Research Triangle Park, North Carolina 27711

ATMOSPHERIC SCIENCES RESEARCH LABORATORY  
OFFICE OF RESEARCH AND DEVELOPMENT  
U. S. ENVIRONMENTAL PROTECTION AGENCY  
RESEARCH TRIANGLE PARK, NORTH CAROLINA 27711

NOTICE

The information in this document has been funded by the United States Environmental Protection Agency under cooperative agreement CR-810214 to the Statewide Air Pollution Research Center, University of California, Riverside. It has been subject to the Agency's peer and administrative review, and it has been approved for publication as an EPA document. Mention of trade names or commercial products does not constitute endorsement or recommendation for use.

## ABSTRACT

An experimental protocol for the determination at room temperature of rate constants for the reactions of hydroxyl radicals with organic chemicals in the gas phase is described in detail. This protocol provides a basis for evaluating the reactivity of organic substances which are emitted into the environment and which are consumed primarily by reaction with hydroxyl radicals.

The experimental technique is based upon monitoring the disappearance rates of the test compound and of a reference organic in irradiated methyl nitrite-NO-organic-air mixtures. Irradiations, employing blacklamps emitting in the actinic region, are carried out in ~75-liter volume cylindrical Teflon bags. The concentrations of the reactants are: methyl nitrite, zero to ~15 ppm; NO, ~5 ppm; test compound, ~1 ppm; reference organic, ~1 ppm. The test compound and reference organic are monitored by gas chromatography or other appropriate techniques and NO, NO<sub>x</sub>, and O<sub>3</sub> by chemiluminescence instruments. Using this technique, OH radical rate constants  $\geq 3 \times 10^{-13} \text{ cm}^3 \text{ molecule}^{-1} \text{ sec}^{-1}$  can be measured.

## TABLE OF CONTENTS

Abstract	iii
List of Figures	vii
List of Tables	viii
<b>I. INTRODUCTION AND BACKGROUND</b>	<b>1</b>
A. Factors Affecting Reactivity	3
B. Overall Approach Employed	5
C. Limitations of the Experimental Technique	8
<b>II. GENERAL EQUIPMENT AND MATERIALS REQUIRED</b>	<b>11</b>
A. Methods for the Analyses of the Test and Reference Organics	11
B. Ozone Monitor	12
C. NO-NO <sub>x</sub> Monitor	12
D. Reaction Chamber and Fluorescent Lamp Irradiation Assembly	13
1. Reaction Chamber	13
2. Injection and Sampling Port	13
3. Heat Sealing	16
E. Reaction Bag Cover	16
F. Seal Reinforcement and Leak Testing	16
G. Fluorescent Lamp Assembly	16
H. Vacuum Gas-Handling System	18
1. Vacuum Pumping System	18
2. Vacuum Rack	20
3. Pressure Gauges	20
I. Glassware for Preparation of Methyl Nitrite	20
J. Flowmeter	22

TABLE OF CONTENTS  
(Continued)

K. Temperature Measurement	24
III. EXPERIMENTAL PROTOCOL	25
A. Operation of Gas Handling System	25
1. Start-up	25
2. Shut-down	25
3. Maintenance	26
B. Preparation of Methyl Nitrite	26
C. Experimental Procedure for the Determination of Rate Constants for Reaction with the Hydroxyl Radical	27
1. Filling the Reaction Bag	27
2. Introduction of Initial Reactants	27
a. Injection of Methyl Nitrite	27
b. Injection of NO	28
c. Injection of Test Compound and Reference Organic	30
(1) Gaseous Compounds	30
(2) Liquid Compounds	33
(3) Solid Compounds	33
3. Pre-Irradiation Analyses	36
4. Irradiation Procedure	37
5. Safety Considerations	40
D. Data Analysis	40
E. Reference Organics	41
F. Information to be Reported	41
IV. REFERENCES	45

## LIST OF FIGURES

<u>Figure Number</u>	<u>Title</u>	<u>Page</u>
1	Construction of the Teflon Reaction Bag	14
2	Injection and Sampling Port	15
3	Fluorescent Lamp Assembly	17
4	Schematic of Gas Handling Vacuum Rack	19
5	Schematic of Glassware Assembly for Methyl Nitrite Production	21
6	Design of a Bubble Flowmeter	23
7	Attachment of Pyrex Bulbs to the Injection Port	29
8	Syringe-to-Syringe Gas Transfer	31
9	Design of Pyrex Bulb for Injection of Gaseous or Liquid Compounds	32
10	Apparatus for Introducing Solid Compounds into the Reaction Chamber	35
11	Example of Gas Chromatographic Analysis of Propene ( $C_3^=$ ) and n-Butane ( $n-C_4$ ) During a $CH_3ONO/NO/$ Propene/n-Butane/Air Irradiation	38
12	OH Radical Concentrations During a Typical Irradiation at Full Light Intensity with an Initial Concentration of $CH_3ONO$ of 10 ppm	39
13	Plot of Equation (V) for Several Hydrocarbons Using Ethane as the Reference Organic	42

LIST OF TABLES

<u>Table Number</u>	<u>Title</u>	<u>Page</u>
1	List of Several Organics for Which Accurate OH Radical Rate Constants are Available, and Which do not Photolyze	43

## SECTION I

### INTRODUCTION AND BACKGROUND

Volatile organic compounds, when emitted into the atmosphere in the presence of oxides of nitrogen ( $\text{NO}_x$ ), can react in sunlight to contribute to the photochemical formation of ozone and other photochemical oxidants, a major air quality problem in many areas of the United States. Organic compounds are known to differ to the extent in which they contribute to ozone formation, or increase the rate of its formation. In particular, certain organics react to form ozone extremely rapidly when irradiated in the presence of  $\text{NO}_x$ , while others are essentially inert in the lower troposphere or react too slowly to affect ozone formation in the area in which they are emitted. These differences, which are referred to as the "reactivity" of the compound, need to be taken into account in assessing the impacts of emissions of different organic compounds on photochemical ozone formation.

The reactivity of organic compounds with respect to ozone formation has been defined and measured in a number of ways. These include:

- The amount of ozone produced when the organic compound is irradiated in environmental chambers in the presence of  $\text{NO}_x$ .
- The rate of NO oxidation observed in such environmental chamber irradiations [NO oxidation in organic- $\text{NO}_x$ -air irradiations is directly related to ozone formation, as discussed in detail elsewhere (Bufalini et al. 1976, Finlayson-Pitts and Pitts 1977, Atkinson and Lloyd 1984)].
- The rate of removal of the organic compound in environmental chamber irradiations.
- The rate at which the organic compound reacts with hydroxyl radicals.

The first three of these approaches to defining and measuring reactivity involve the use of environmental chamber irradiations, which have served as the basis of most past studies of ozone forming reactivity. However, environmental chamber irradiations are subject to a number of problems, for example "dirty chamber" effects, and this experimental technique has been shown to be particularly unsatisfactory in determining the ozone-forming reactivities of slowly reacting compounds

(Bufalini et al. 1977). Since an important question concerning the reactivity of organic compounds involves differentiating between organic compounds considered to be unreactive and those which are reactive, this is a serious limitation.

Some of the problems with defining and measuring reactivity using smog chamber experiments can be circumvented by defining reactivity in terms of the rates at which the organic compounds react with the hydroxyl (OH) radical. This involves, in general, far fewer experimental problems, since for most compounds these rate constants can be measured to a fair degree of accuracy by a number of techniques, some of which are suitable for slowly reacting compounds (Atkinson et al. 1979, Atkinson 1985). This definition of reactivity assumes that reaction with the hydroxyl radical is the major atmospheric loss process for the organic compound being tested, and that the rate at which the compound reacts in the atmosphere is the most important factor in influencing its overall reactivity. As discussed below in section I.A, these assumptions are not always correct. Thus some organic compounds are consumed to a significant extent in the atmosphere by other reaction pathways, and in certain cases factors other than the initial OH radical reaction rates can have a significant influence on their overall reactivity. However, for a majority of the organics which are currently emitted in significant quantities into the atmosphere and whose atmospheric reactions have been studied, reaction with OH radicals is indeed the major removal process (Atkinson et al. 1979, Atkinson 1985). Furthermore after reaction with OH radicals, these compounds generally tend to form intermediates which cause ozone formation in the presence of  $\text{NO}_x$  and sunlight (Bufalini et al. 1976, Finlayson-Pitts and Pitts 1977, Herron et al. 1979, Atkinson et al. 1979, Atkinson and Lloyd 1984).

In this document, a procedure is described for measurement of the room temperature rate constants for the reaction of organic compounds with OH radicals, in order to assess their atmospheric reactivity. This procedure is based on the relative rate technique previously developed and tested by Pitts et al. (1982), and is among the simplest of the techniques which can be accurately applied for this purpose. An overview of this procedure is given in section I.B below. However, this procedure has a number of limitations, both with respect to the concept of defining ozone-

forming reactivity solely in terms of hydroxyl radical rate constants, and with respect to experimental problems with the technique when applied to measuring OH radical rate constants for certain classes of organic compounds. The potential experimental limitations are discussed in section I.C. Despite these limitations, however, the procedure described in this document can be usefully employed as a preliminary screening method for assessing the ozone-forming reactivity for many classes of organic compounds.

#### A. Factors Affecting Reactivity

The extent to which an organic compound contributes to ozone formation is influenced by a number of factors, and in principle all of these should be taken into account in assessing its reactivity. These factors are:

- How rapidly the organic compound reacts in the atmosphere.
- The amount of ozone formed (or NO oxidized) when a given amount of the organic compound reacts.
- The extent to which the reactions of the organic compound enhance or suppress radical levels, which affects the rates of reaction of all organic compounds present in that particular air mass.
- The extent to which the reactions of the organic compound contribute to the consumption of NO<sub>x</sub>; this in turn affects ozone formation since this is only significant when NO<sub>x</sub> is present.

The chemical loss rate of an organic compound under atmospheric conditions is an important factor with regards to its ozone forming potential. This is especially so for the slower reacting organic compounds, since if they do not react they can have no effect on ozone formation. Thus the reaction rate under atmospheric conditions is an important factor with regard to whether or not an organic compound can be considered to be reactive or unreactive with respect to O<sub>3</sub> formation. As indicated above, the experimental protocol described in this document is concerned with measuring this aspect of reactivity.

However, once a compound emitted into the atmosphere has undergone reaction, mechanistic factors, in particular those listed above, determine the specific influence of the organic compound on ozone formation. An important factor is whether the reactions of the compound suppress or

enhance radical levels. Since the formation of photochemical smog is primarily a radical chain process, radical inhibitors or initiators have an important effect on the overall reactions in the system, including the rates at which other organic compounds react to cause ozone formation. Certain compounds, such as toluene and the xylenes (Atkinson et al. 1980, Killus and Whitten 1982), and furan and pyrrole (Carter et al. 1984a) tend to be more reactive in  $\text{NO}_x$ -air irradiations than expected from their OH radical rate constants. This is attributed to the formation of radical initiators in their atmospheric photooxidation reactions pathway. Certain chlorinated compounds, such as tetrachloroethene, also tend to be more reactive than expected, due to radical initiation via the formation of chlorine atoms.

A number of other organic compounds which have been studied have been shown to have significant radical (as well as  $\text{NO}_x$ ) sinks, and thus act as inhibitors for ozone formation. Examples of such compounds are benzaldehyde (Atkinson et al. 1980), the cresols (Atkinson et al. 1980), amines (Lindley et al. 1979), and the higher alkanes (Atkinson and Lloyd 1984). For these compounds, ozone formation in their  $\text{NO}_x$ -air photooxidation is markedly less than expected based solely on their rates of reaction with the OH radical. Furthermore, addition of these compounds to photochemical smog systems can cause a reduction, rather than an enhancement, of ozone formation, leading to the concept of "negative" reactivity. This possibility of negative reactivity is not taken into account when reactivity is defined solely in terms of OH radical reaction rates. However, for compounds which are not radical inhibitors the rates at which they react can serve as a semi-quantitative estimate of their ozone-forming reactivity.

The protocol described in this document is based on the assumption that organic compounds are consumed in the atmosphere primarily by reaction with the hydroxyl radical. However, certain organic compounds can react in the atmosphere in a number of other ways, and environmental chamber and laboratory studies have shown examples for which one or more of the following removal processes are of significance:

- Reaction with ozone.
- Direct photolysis.
- Reaction with the nitrate ( $\text{NO}_3$ ) radical.
- Reaction with nitric acid ( $\text{HNO}_3$ ).

For example, reaction with ozone is an important atmospheric sink for the alkenes and other unsaturated compounds, and may be the dominant removal process for the hydrazines (Tuazon et al. 1981, Atkinson and Carter 1984). Direct photolysis can be an important removal process for carbonyl compounds and is the dominant atmospheric sink for most nitrites and nitroso compounds. Reaction with the  $\text{NO}_3$  radical has been shown to be a dominant sink for the reactions of phenolic compounds in atmospheres polluted with both ozone and  $\text{NO}_x$  (Carter et al. 1981, Atkinson et al. 1984), and has been more recently shown to be an important atmospheric sink for a number of other compounds, examples being furan, thiophene, and pyrrole (Atkinson et al. 1985), the monoterpenes, and dimethyl sulfide (Winer et al. 1984). For basic compounds such as the amines and pyridine, reaction with nitric acid is possibly an important removal process in polluted atmospheres, where significant quantities of nitric acid may be present.

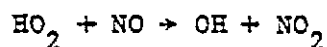

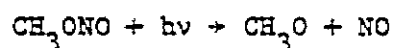
However, as indicated above, for most organic compounds reaction with the hydroxyl radical is the dominant homogeneous atmospheric removal process. Thus, for example, reaction with hydroxyl radicals is the major atmospheric removal process for the alkanes, aromatic hydrocarbons, simple saturated alcohols and ethers, saturated halogenated organics and many other classes of compounds (Atkinson 1985). These constitute a majority of the organic compounds which are emitted in significant quantities into the atmosphere and whose atmospheric reaction rates are known or can be estimated. For compounds such as these, the application of this protocol can give a reasonably reliable indication of atmospheric removal rates, and a basis for estimating their reactivity with respect to ozone formation.

#### B. Overall Approach Employed

As indicated above, the experimental procedure described in this document consists of measuring the relative rate constants for the reaction of volatile organic compounds with the hydroxyl radical. This

procedure also yields information regarding the photolysis rate constants for these organic compounds, though a protocol specifically designed for that purpose is described in detail elsewhere (Carter et al. 1984b). The specific experimental procedure for determining OH radical rate constants is based on measuring the relative rates of disappearance of the test compound and a reference organic in irradiated methyl nitrite (CH<sub>3</sub>ONO)-NO-organic-air mixtures. If both the test and reference organics are consumed primarily by reaction with OH radicals, then the data can be analyzed to yield the ratio of OH radical rate constants for those two compounds. Using the known rate constant for the reaction of OH radicals with the reference organic, the rate constant for the test compound can then be determined.

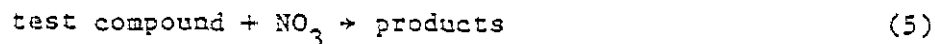
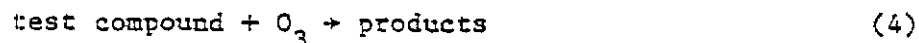
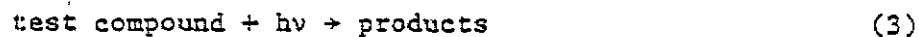
The photolysis of CH<sub>3</sub>ONO in air is a convenient method to generate high concentrations of OH radicals by the following reactions:



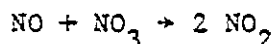
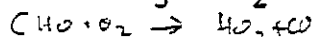
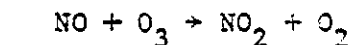
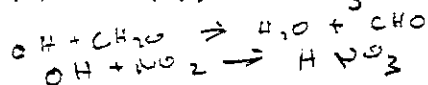
In the presence of added organics, the OH radicals react with these organics:



In addition, the test compound may also photolyze, react with ozone and/or react with the NO<sub>3</sub> radical:



Excess NO is included in the reaction mixture in order to minimize the importance of reactions (4) and (5), since O<sub>3</sub> and NO<sub>3</sub> both react rapidly with NO:



If the organics are lost only by reaction with OH radicals and, for the test compound, photolysis, then

$$-d[\text{test compound}]/dt = k_1[\text{OH}][\text{test compound}] + k_3 [\text{test compound}] \quad (\text{I})$$

$$-d[\text{reference organic}]/dt = k_2[\text{OH}] [\text{reference organic}] \quad (\text{II})$$

where  $k_1$  and  $k_2$  are the OH radical rate constants for reactions (1) and (2), respectively, and  $k_3$  is the photolysis rate constant. Hence

$$d \ln[\text{test compound}]/dt = k_1[\text{OH}] + k_3 \quad (\text{III})$$

and

$$d \ln[\text{reference organic}]/dt = k_2[\text{OH}] \quad (\text{IV})$$

Elimination of the OH radical concentration and integration leads to

$$\frac{1}{(t-t_0)} \ln \left\{ \frac{[\text{test compound}]_{t_0}}{[\text{test compound}]_t} \right\} = k_3 + \frac{k_1}{k_2(t-t_0)} \ln \left\{ \frac{[\text{reference organic}]_{t_0}}{[\text{reference organic}]_t} \right\} \quad (\text{V})$$

where  $[\text{test compound}]_{t_0}$  and  $[\text{reference organic}]_{t_0}$  are the concentrations of the test compound and the reference organic, respectively, at time  $t_0$ , and  $[\text{test compound}]_t$  and  $[\text{reference organic}]_t$  are the corresponding concentrations at time  $t$ . Note that equation (V) is valid even if the OH radical concentration varies with time.

Hence a plot of  $(t-t_0)^{-1} \ln([\text{test compound}]_{t_0}/[\text{test compound}]_t)$  against  $(t-t_0)^{-1} \ln([\text{reference organic}]_{t_0}/[\text{reference organic}]_t)$  should yield a straight line of slope  $k_1/k_2$  and intercept  $k_3$ . Knowing  $k_2$ , the

rate constant  $k_1$  may then be derived. If the test compound does not photolyze (i.e.,  $k_3 = 0$ ), then equation (V) can be simplified to yield:

$$\ln \left\{ \frac{[\text{test compound}]_{t_0}}{[\text{test compound}]_t} \right\} = \frac{k_1}{k_2} \ln \left\{ \frac{[\text{reference organic}]_{t_0}}{[\text{reference organic}]_t} \right\} \quad (VII)$$

and a plot of  $\ln ([\text{test compound}]_{t_0} / [\text{test compound}]_t)$  against  $\ln ([\text{reference organic}]_{t_0} / [\text{reference organic}]_t)$  should yield a straight line of slope  $k_1/k_2$  with a zero intercept.

The concentrations of the test compound and the reference organic are monitored before and during irradiation of the  $\text{CH}_3\text{ONO-NO-test compound-reference organic-air}$  mixtures by gas chromatography or by other suitable analytical techniques. Hence the lower limit to  $k_1$  that can be determined is set by the precision of the analyses, but is expected to be of the order of  $\leq 3 \times 10^{-13} \text{ cm}^3 \text{ molecule}^{-1} \text{ sec}^{-1}$  under optimum conditions.

### C. Limitations of the Experimental Technique

The general technique outlined above and described in detail in the following sections has been developed to provide rate constant ratios for the reactions of OH radicals with a wide variety of organic compounds, with an experimental precision in many cases exceeding that possible with current absolute techniques (see Atkinson 1985 for examples and a discussion of the current rate constant measurement techniques). However, there are certain classes of compounds for which this technique probably cannot be successfully applied, at least not without significant modifications. Examples of such classes are as follow:

- Compounds which react with OH radicals with rate constants lower than  $\sim 3 \times 10^{-13} \text{ cm}^3 \text{ molecule}^{-1} \text{ sec}^{-1}$ . This is not a serious limitation for the purpose of estimating their ozone-forming reactivity since compounds which react slower than this are considered to be unreactive. (An OH radical rate constant of  $3 \times 10^{-13} \text{ cm}^3 \text{ molecule}^{-1} \text{ sec}^{-1}$  corresponds to an atmospheric lifetime of  $>80$  days, assuming a global 24-hour annual average OH radical concentration of  $\sim 5 \times 10^5 \text{ cm}^{-3}$ .)

- Compounds for which no reliable and precise technique exists for measurement of their concentration in air. The measurement technique should be sensitive enough to monitor the organic compound at part-per-million (ppm) levels. This protocol presumes that such a suitable analytical technique for the test compound and the appropriate reference organic exists and is available at the laboratory carrying out this protocol. However, since this technique is based on the measurement of relative decay rates, it is not necessary to be able to measure the absolute concentrations. Thus, this protocol can be applied even if no reliable technique exists for the measurement of absolute concentrations of the test organic.

- Compounds which have insufficient volatility to be introduced into the gas phase at high enough concentrations to be measured. It should be noted, however, that extremely non-volatile compounds can be considered to be unreactive, and this protocol thus need not be applied to such compounds.

- Compounds which tend to be absorbed onto the walls of the reaction vessel. This is evidenced by (a) the levels of the compound monitored in the gas phase in the reactor being less than those expected from the quantity injected, (b) by the measured concentrations of the compound decreasing with time in the reaction chamber prior to the irradiation, or (c) by the gas phase concentration of the organic compound increasing after the lights are turned on. Tests for determining whether or not any of these occur must be carried out prior to conducting this protocol. Moderate wall adsorption problems may not be too severe a limitation providing that the organic compound reacts sufficiently rapidly that the rate of its consumption due to chemical reaction when the lights are on is more rapid than the rate of wall adsorption/desorption. However, the kinetic data obtained will necessarily be more uncertain.

- Compounds which photolyze so rapidly that their photolysis is a more important loss process in  $\text{CH}_3\text{ONO}$ -air photolysis systems than is their reaction with OH radicals. This will be the case for compounds whose photolysis rates in sunlight or blacklight irradiation are comparable to or exceed that of methyl nitrite and can be readily checked by carrying out the experimental protocol as described below. For such compounds, an alternate procedure based on using the hydrazine + ozone reaction as a

dark OH radical source can be applied -- provided that they do not react with hydrazine or ozone (Quizon et al. 1983). However, if a compound photolyzes this rapidly, then photolysis will be its dominant atmospheric removal pathway and its OH radical rate constant will not be an important factor in determining its reactivity.

- Compounds whose photooxidation mechanism involves the release of chlorine (or possibly fluorine) atoms, since these may contribute to the consumption of the test compound and the reference organic. If this is suspected to be the case, ethane, propane or some other suitable compound whose Cl atom/OH radical rate constant ratio is significantly higher than that for the reference organic can be included in the reaction mixture at sufficiently high levels that the majority of the chlorine atoms reacts with it. (Chlorine atoms are a more reactive and thus less discriminating species than OH radicals in terms of reacting with most organics, and thus the Cl atom/OH rate constant ratio will be relatively higher for less reactive compounds.) The modifications to the protocol for such cases is beyond the scope of this document.

- Compounds which react with nitric acid vapor. Nitric acid is formed as a product in irradiated  $\text{CH}_3\text{ONO-NO}$  systems from the reaction with OH radicals with  $\text{NO}_2$ , and may thus contribute to the consumption of the test organic if the test organic reacts with  $\text{HNO}_3$ . Tests can be carried out to determine whether this is the case, especially if the compound is known to be basic in nature.

In general, if the results of this protocol appear to be anomalous, as indicated, for example, by non-linear plots of equation (V), then the possibility of these or other experimental problems should be investigated. In some cases, such problems may be anticipated based on our knowledge of the chemistry of the class of compounds being investigated. In these cases, appropriate tests should be carried out to assure the validity of the protocol.

## SECTION II

### GENERAL EQUIPMENT AND MATERIALS REQUIRED

To determine rate constants for the reaction of OH radicals with organic compounds using the method outlined above, the following major pieces of equipment are needed:

- A gas chromatograph or other analytical equipment required for precision gas phase analyses of the test and reference organics.
- An ozone monitor equipped with a filter to remove particulates.
- An NO-NO<sub>x</sub> monitor.
- A Teflon bag or chamber in which the reaction can be carried out.
- An arrangement of fluorescent lamps.
- A greaseless high vacuum rack.

The specific requirements and recommendations for these items of equipment are discussed below.

#### A. Methods for the Analyses of the Test and Reference Organics

While it can be seen [equations (V) and (VI)] that only relative measurements of the test and reference organic concentration are necessary, it is recommended that quantitative analyses be carried out. For the development of this experimental protocol, gas chromatography was used to analyze the test and reference organics. However, any analysis technique that is specific for the test and reference organics, can monitor these compounds at the concentrations necessary for this protocol, i.e., ~0.1-1 part-per-million (ppm), and which samples over a time period short compared to the irradiation times can in principle be used. (For example, mass spectrometry, combined gas chromatography-mass spectrometry or in-situ spectroscopic techniques can also be employed). Since sampling for the test and reference organics must be carried out simultaneously for this protocol, the same technique of choice should be used for both species. It is taken for granted that quantitative analyses of the test compound by such techniques will have been developed at the laboratory conducting this protocol. Hence, this aspect of the protocol is considered beyond the scope of this document.

For the reference organics which are recommended for use here (see Section III), the gas chromatographic columns and conditions used in the development of this protocol were as follows (Pitts et al. 1979):

n-Butane, cyclohexane, isoprene and 2-methyl-2-butene (and other  $C_4$  through  $C_{10}$  n-alkanes) were analyzed using a 20 ft x 1/8-in. stainless steel column with 5% DS703/C20M on 100/120 mesh AW, DMCS Chromosorb G, operated at 333 K. The  $N_2$  carrier gas flow was  $50 \text{ cm}^3 \text{ min}^{-1}$ , and a  $3.0 \text{ cm}^3$  gas sample loop was used.

Propene, n-butane (and other  $>C_3$  alkanes and alkenes) were analyzed using a 36-ft x 1/8-in. stainless steel column of 10% 2,4-dimethylsulfolane on C-22 firebrick (100/120 mesh) operated at 273 K. The  $N_2$  carrier gas flow was  $80 \text{ cm}^3 \text{ min}^{-1}$  and a  $2.0 \text{ cm}^3$  gas sampling loop was used.

For all of these analytical systems, no preconcentration was necessary and flame ionization detection was employed in all uses.

#### B. Ozone Monitor

It is necessary to monitor ozone when carrying out this protocol in order to assure that it is not being formed at sufficiently high concentrations to contribute to the consumption of organics which might react with ozone or  $NO_3$  radicals. A chemiluminescence ozone analyzer is recommended for this protocol since the ozone analyzers utilizing ultraviolet absorption tend to respond not only to ozone but also to some chemicals which absorb radiation at 253.7 nm [e.g., the cresols (Atkinson et al. 1980)]. This may include some of the OH radical reaction products. The ozone analyzer used will have an optimum sampling rate specified by the manufacturer; any sampling rate less than  $\sim 2 \text{ liters min}^{-1}$  is acceptable. The ozone analyzer should be calibrated according to the manufacturer's specifications.

#### C. NO- $NO_x$ Monitor

A chemiluminescence NO- $NO_x$  monitor (using the ozone-nitric oxide reaction) is recommended for this protocol. The monitor should be calibrated according to the manufacturer's specifications. It should be noted that the  $NO_2$  and  $NO_x$  readings on such monitors are subject to positive interferences by organic nitrates and other nitrogenous species (Winer et al. 1974), including methyl nitrite and the methyl nitrate

formed as a product in the methyl nitrite-NO irradiation system. Thus these readings can only be taken to be upper limits to the true  $\text{NO}_2$  or  $\text{NO}_x$  levels. This will be particularly true if the test organic or reference compound are nitrogenous compounds, or if they tend to form, as is the case for the higher alkanes, organic nitrates in their  $\text{NO}_x$ -air photooxidation reactions. Fortunately, accurate  $\text{NO}_2$  measurements are not required for this protocol. The NO data are unaffected by this interference.

#### D. Reaction Chamber and Fluorescent Lamp Irradiation Assembly

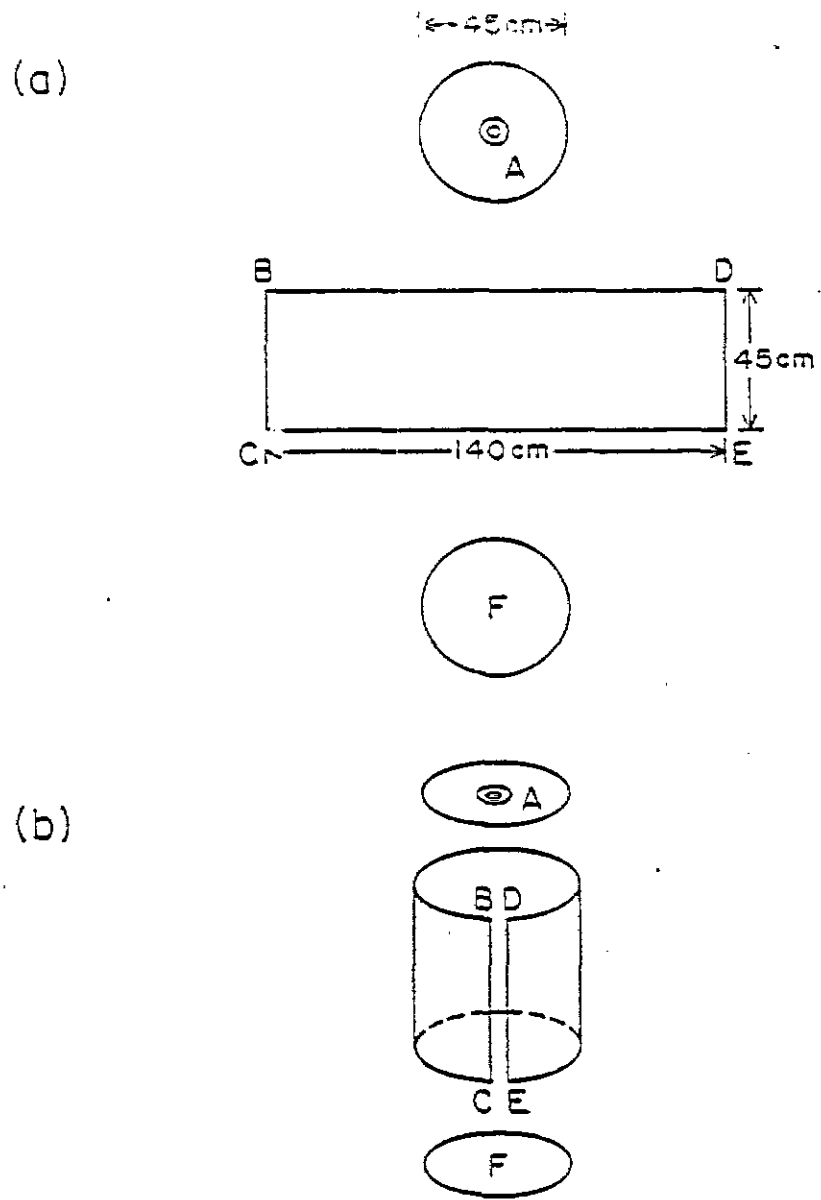
##### 1. Reaction Chamber

A simple, yet totally adequate, reaction chamber consists of an ~75-liter FEP Teflon cylindrical reaction bag (FEP Teflon is a registered trade name of E. I. du Pont de Nemours and Co., Inc.), formed from three pieces of 2 mil FEP Teflon. A diagram showing the construction of such a reactor is shown in Figure 1. The two end pieces are ~45 cm in diameter with an ~45 cm wide, ~140 cm long piece forming the cylinder. Teflon is the preferred material for construction of the reaction chamber because of its general inertness to ozone and its lack of hydrocarbon offgassing.

##### 2. Injection and Sampling Port

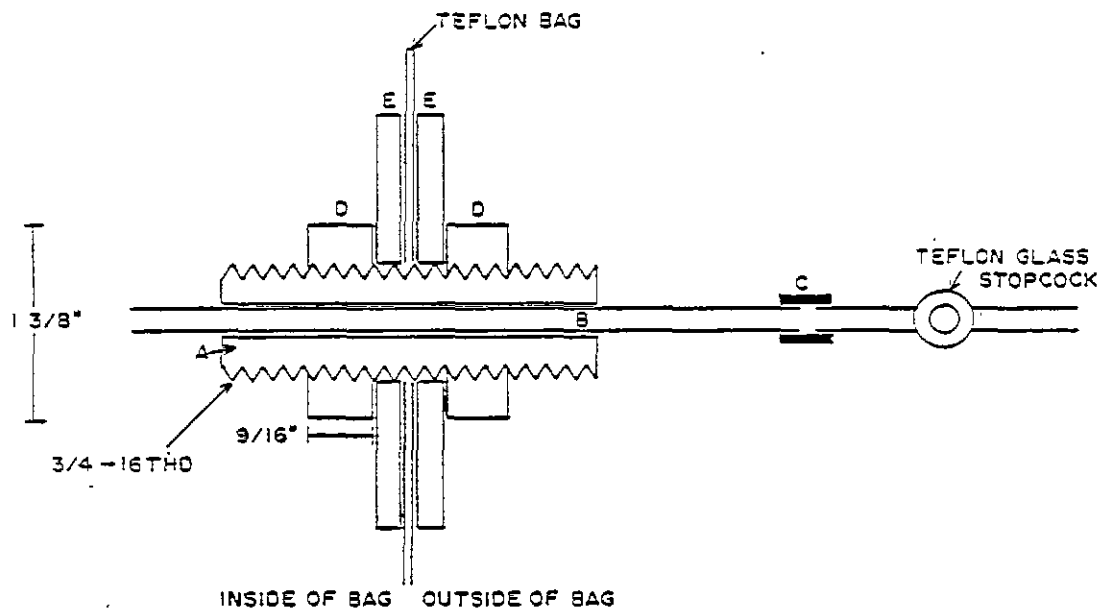
Prior to heat sealing the Teflon chamber sides, a port for injection of the reactants and for sampling must be fitted. This sampling and injection port should be constructed of TFE Teflon nuts and bolts with the appropriate Swagelok stainless steel fittings. (Swagelok is a registered trade name of Crawford Fitting Company.)

Figure 2 shows the design of the sampling and injection port used in this protocol. The port consists of a 2-3" long hollow bolt of Teflon (A), machined on the exterior surface with threads. The interior hold (B) is 1/4" in diameter and an ~8" long 1/4" o.d. Teflon tube is inserted as shown. Two Teflon nuts (D) then screw over the bolt (A), one on the inside of the bag, the other on the outside. Large Teflon washers (E) are placed between the Teflon bag and the nuts (D), thus enabling the nuts to be tightened without twisting or stretching the Teflon bag. The 1/4" o.d. Teflon tube is connected outside the reaction bag to a glass-Teflon stop-cock.



(c) HEAT SEAL BC TO DE; A TO BD, F TO CE

Figure 1. Construction of the Teflon Reaction Bag



- A HOLLOW TEFLON BOLT
- B 1/4" O.D. TEFLON TUBE INSERTED THROUGH 1/4" DIAMETER HOLE
- C TYGON TUBING
- D TEFLON NUTS
- E TEFLON WASHERS

Figure 2. Injection and Sampling Port

### 3. Heat Sealing

The Teflon port is first assembled on one of the ends of the chamber by tightening the Teflon nuts, as detailed above and as shown in Figures 1 and 2. The hole in the Teflon sheet through which the Teflon bolt (A) fits can be conveniently made using a cork borer. The sides of the resulting cylindrical bag are sealed together with a 500 watt thermal impulse heat-sealer. It will probably be necessary to carry out preliminary testing of this heat-sealing technique using scrap pieces of Teflon to obtain a heat setting that yields a strong seal.

#### E. Reaction Bag Cover

An opaque cover is necessary in order to avoid illumination of the reaction chamber and hence possible photolysis of the methyl nitrite or the test compound being studied before the timed experiment begins. A large opaque plastic sheet functions well.

#### F. Seal Reinforcement and Leak Testing

The heat-sealed sides can be further protected from leaks by covering the heat-sealed seams with green Mylar tape. After the bag is constructed it should be tested for obvious leakage by filling with pure air (ultra-high purity) to capacity (not excessively so as to split the seams) and then allowing the inflated bag, with the stopcock closed, to sit for one or two hours. After this period of time, the amount of deflation can be visually estimated. A certain amount of air will have permeated through the Teflon, but the bag should still be largely filled, and no obvious leaks should result from applying a small amount of pressure to the bag. The seams should be carefully examined for splits or tears, and, if any are found, they should be resealed (probably at a lower heat setting) and more Mylar tape applied to reinforce the seams.

#### G. Fluorescent Lamp Assembly

The fluorescent lamp assembly used in the development of this protocol is shown schematically in Figure 3. It consists of a circular array of 24 15-watt blacklights (GE F15T8-BL15) mounted in a cylindrical frame constructed of aluminum. The lamps are arranged on three electrical circuits, eight lamps per circuit, with every third lamp being on the same

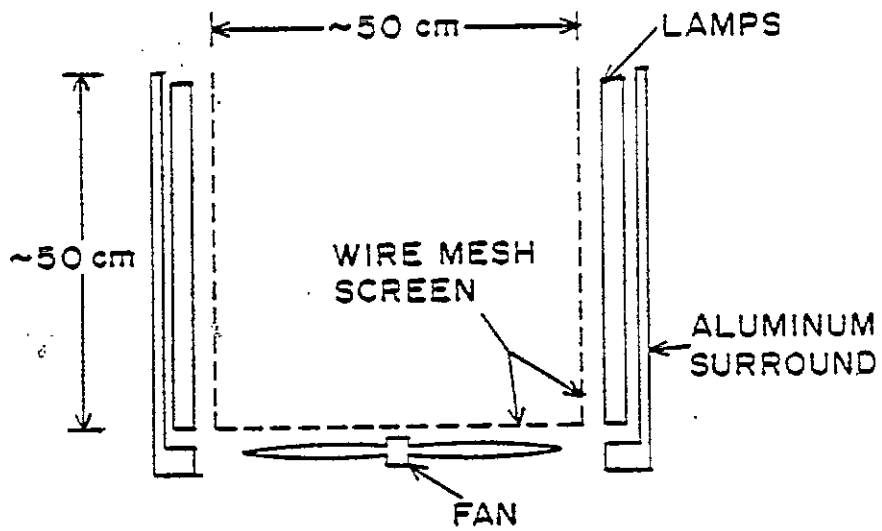
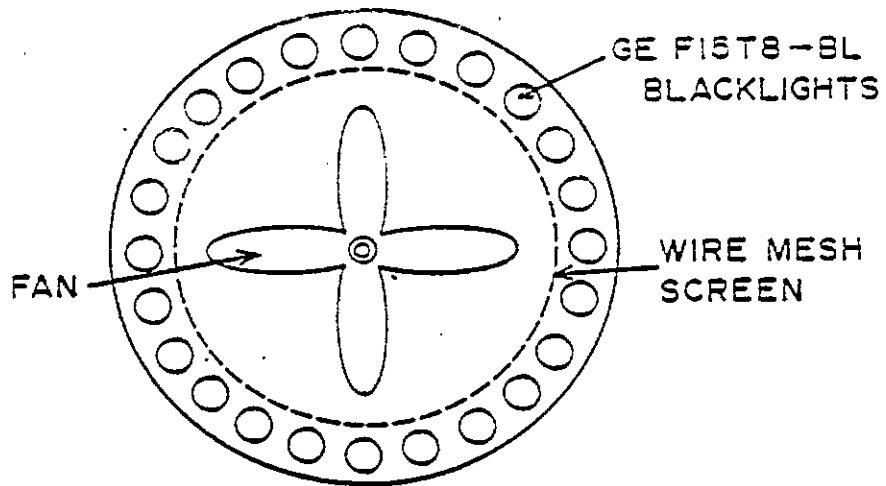


Figure 3. Fluorescent Lamp Assembly

circuit. This allows the use of three differing light intensities. In the bottom of the assembly is a fan which circulates a large volume of air to minimize heating of the reaction chamber. A cylindrical wire mesh screen inside the lamp ring (Figure 3) keeps the reaction bag from contact with the lamps or the fan.

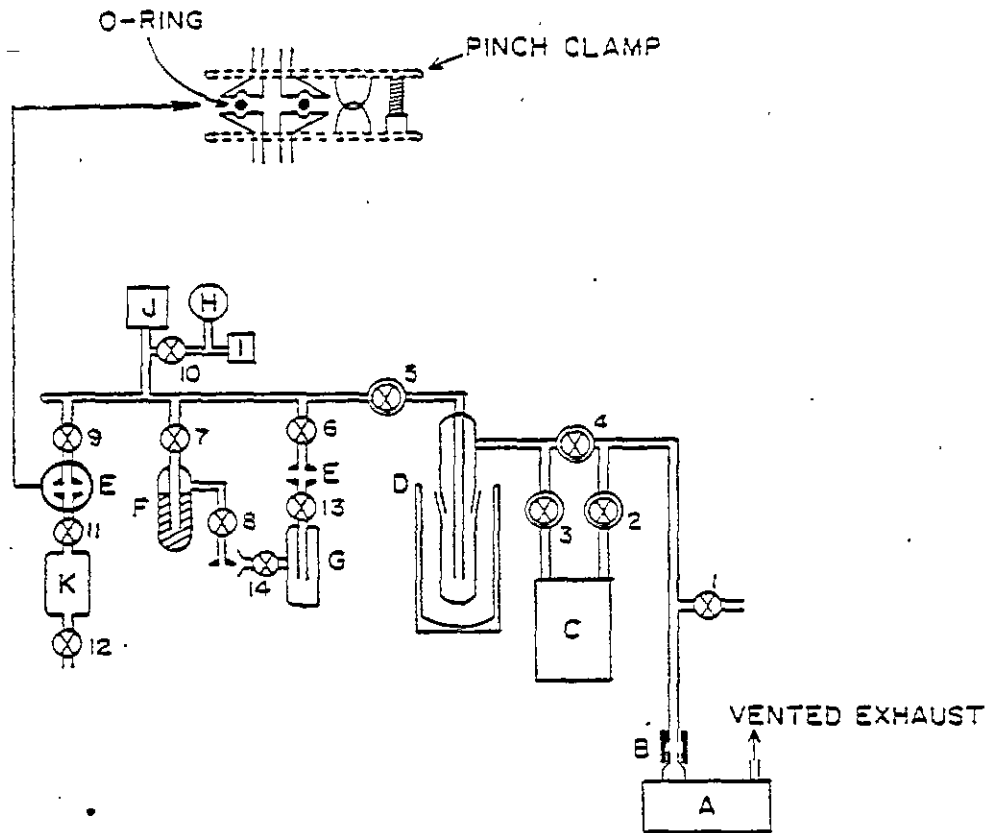
#### H. Vacuum Gas-Handling System

A gas-handling system is necessary for the preparation and gas handling of methyl nitrite and may also be useful for the preparation and purification of the test or reference compounds. A suitable system is shown diagrammatically in Figure 4. Such a system should be constructed from Pyrex, since the use of other materials, such as various metals, can lead to wall adsorption problems. The components of such a gas handling system are discussed below.

##### 1. Vacuum Pumping System

Two pumps, working in tandem, are necessary to provide good vacuum, i.e., pressures  $\leq 10^{-5}$  torr. The forepump (A) must be capable of achieving pressures  $\leq 0.05$  torr. A rotary pump such as a Welch Model 1402 Duo-Seal or equivalent is recommended for this purpose. The forepump is attached to the rest of the vacuum system by heavy-walled rubber vacuum tubing (B), which also serves to damp-out transmission of vibrations to the vacuum line. The exhaust from this pump should be vented into a hood. The second, and high-vacuum, pump required is a multistage oil diffusion pump (C), a CVC (Consolidated Vacuum Corporation) VMF-10 or VMF-20 or equivalent being suitable. The working fluid should be a silicone oil (e.g., Dow-Corning DC703) since it is less susceptible to destructive oxidation should the system be inadvertently opened to air while the diffusion pump is still hot. The diffusion pump fluid must have a room temperature vapor pressure of  $\leq 10^{-6}$  torr.

The pumping system must be equipped with a trap (D) cooled by liquid nitrogen (i.e., at 77 K) to reduce pump oil contamination and back-streaming. The cone and socket portions of this trap (Figure 4) may be conveniently sealed using Apiezon W wax (which requires gentle heating to apply).



- A ROTARY PUMP
  - B RUBBER TUBING (THICK WALLED)
  - C DIFFUSION PUMP
  - D TRAP AT LIQUID NITROGEN TEMPERATURE
  - E #7 OR 9 O-RING JOINTS
  - F MOLECULAR SIEVE 4A TRAP
  - G CH<sub>3</sub>ONO TRAP
  - H THERMOCOUPLE GAUGE
  - I IONIZATION GAUGE
  - J CAPACITANCE MANOMETER
  - K ~500cm<sup>3</sup> PYREX BULB
- ⊗ 0-4 OR 0-5 mm STOPCOCKS
  - ⊗ 0-8 OR 0-10 mm STOPCOCKS

Figure 4. Schematic of Gas Handling Vacuum Rack

## 2. Vacuum Rack

A suitable assembly of the vacuum rack is shown in Figure 4. The stopcocks should be of Teflon with Viton "o"-rings, such as the Kontes #K-826500 or K-826510 series. The "o"-ring joints (#7 or #9 size are suitable) must be chosen to be compatible with those on the methyl nitrite trap (G). These "o"-ring joints should be clamped by pinch clamps with a screw lock device (Thomas #18A, available from VWR Scientific, Inc., for example).

## 3. Pressure Gauges

Two, or preferably three, pressure gauges are required:

(a) An ionization gauge to measure high vacuum, i.e., pressures  $\leq 10^{-3}$  torr, to verify that the vacuum system is operating correctly and that there are no leaks.

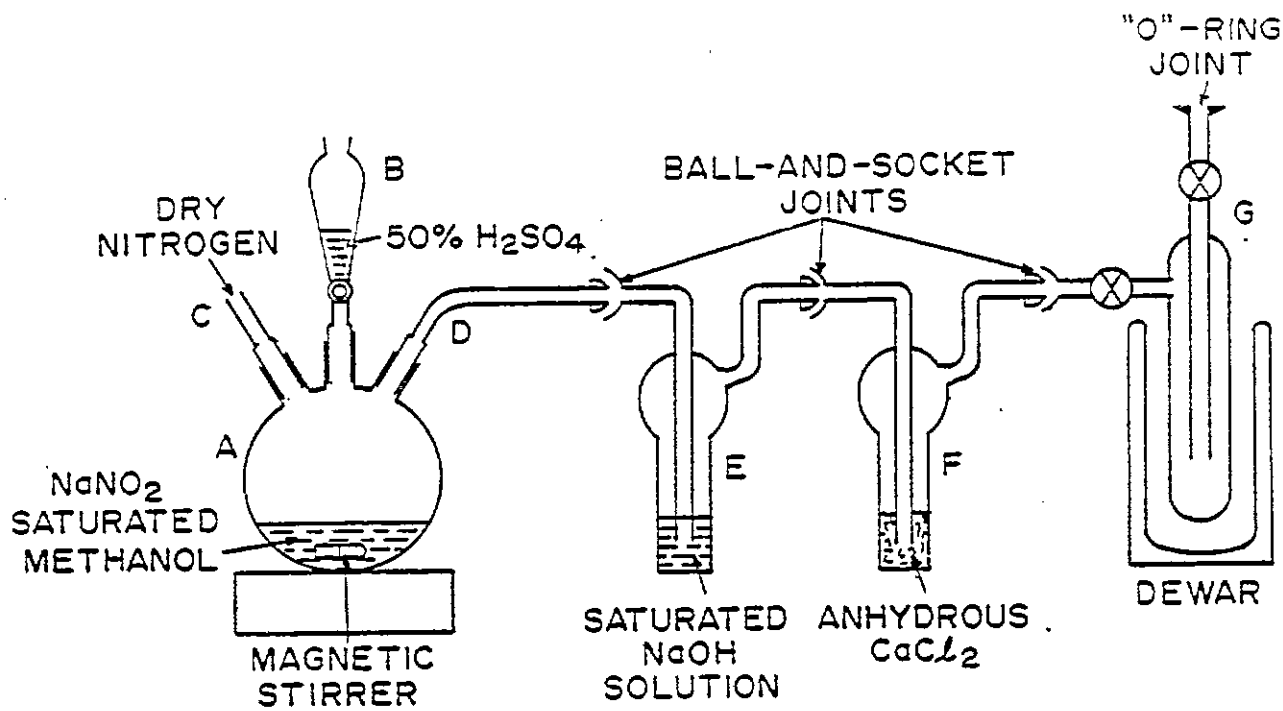
(b) If available, a thermocouple gauge is desirable to monitor, on a semi-quantitative basis, pressures in the range  $\sim 10^{-3}$  to 1 torr. This gauge is used to monitor the pressures in the gas handling system prior to turning on either the diffusion pump (which requires pressures of  $\leq 0.1$  torr) or the ionization gauge. A convenient pressure monitoring system which includes both these gauges is the CVC Products, Inc., Model GIC-300A ionization gauge with associated thermocouples, or equivalent.

(c) The third pressure gauge is needed to accurately monitor pressures of methyl nitrite during its preparation in the range  $\sim 0.01$  to 760 torr. For this purpose a capacitance manometer should be used, such as an MKS Baratron 310 BHS-1000 with an associated 170-6C electronics unit and a digital readout (this particular system has a usable range of  $< 0.1$  to 1000 torr). While these vacuum gauges exhibit a slow zero drift, they can be readily re-zeroed using the ionization gauge, i.e., when the ionization gauge reads  $\leq 10^{-3}$  torr.

## I. Glassware for Preparation of Methyl Nitrite

The glassware required for the preparation of methyl nitrite is shown in Figure 5.

- A 300-ml three-necked flask
- A 250-ml separating funnel with an appropriate ground glass joint.
- Two bubblers fitted with 12/5 ball and socket joints.



- A 300ml THREE-NECKED ROUND BOTTOMED FLASK
- B 250ml SEPARATORY FUNNEL
- C DRY NITROGEN INLET
- D NITROGEN-CH<sub>3</sub>ONO OUTLET
- E,F BUBBLERS
- G TRAP

- ⊗ HIGH-VACUUM GREASE-LESS STOPCOCKS (0-4 OR 0-5mm)
- ⊙ TEFLON STOPCOCK

Figure 5. Schematic of Glassware Assembly for Methyl Nitrite Production

- A Pyrex trap fitted with high vacuum greaseless Teflon stopcocks, a ball and socket joint, and an "o"-ring joint (Figure 5).
- Other associated glass fittings as shown in Figure 5.

### J. Flowmeter

A rotameter (Matheson 604 flowmeter or its equivalent) with a flow range of  $\sim 1$  to  $10 \text{ liter min}^{-1}$  is an effective means for controlling and monitoring the rate of fill of the reaction chamber. When not flushing a test compound into the chamber, the fill rate may be relatively rapid, i.e.,  $\sim 7$ - $10 \text{ liter min}^{-1}$ . However, when a liquid or a solid needs to be introduced into the chamber, this is accomplished by flushing the compound of interest from an  $\sim 1$ -liter bulb or for a solid, from a pyrex tube ( $1/4$  in o.d) packed with the solid with pure air into the bag at a lower flow rate, i.e.,  $\sim 3 \text{ liter min}^{-1}$ . At high flow rates the test compound may not completely vaporize before the bag is filled). A slower flow rate still may be useful for particularly low volatility compounds, though use of a heat gun will aid vaporization in these cases.

Rotameters are often accompanied by a manufacturer's calibration curve for air. Although this calibration curve could be used, it is advisable to determine accurately the flow rate calibration curve. Flow rates should be determined at several (at least five) rotameter settings covering the flow rates to be used (i.e.,  $1$ - $10 \text{ liter min}^{-1}$ ). At these flow rates a wet test meter (Precision Scientific Model No. 63126 or equivalent) is preferable, although a  $1000 \text{ cm}^3$  or (preferably) a  $2000 \text{ cm}^3$  bubble flowmeter can also be used. If neither a wet test meter nor a bubble flowmeter is available, a bubble flowmeter can be readily constructed by narrowing one end of a large glass tube ( $\sim 5 \text{ cm}$  diameter), as shown in Figure 6.

By adding water from a  $100 \text{ cm}^3$  volumetric flask which has been filled to the mark and noting the water level after each successive addition of water, indelible lines can be drawn on the glass of the flowmeter at intervals of  $100 \text{ cm}^3$ , with the flowmeter in a vertical position, and, as shown in Figure 6, the zero line being above the narrow portion of the flowmeter. To the narrow end of the glass tube a glass "T" is attached by Tygon tubing, and the lower arm is enclosed with a disposable pipette

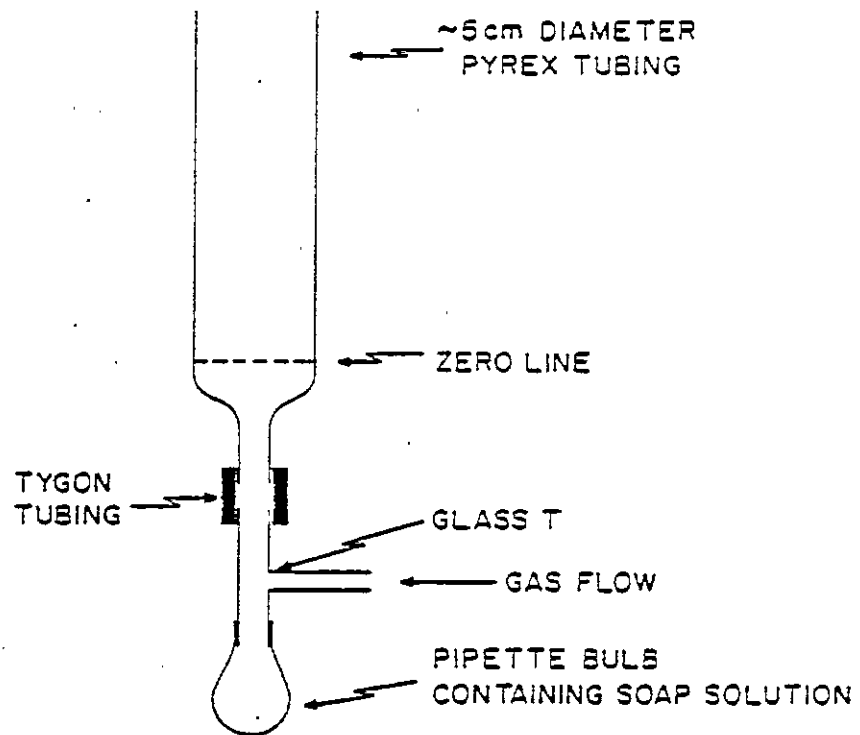


Figure 6. Design of a Bubble Flowmeter

bulb. A Tygon tubing line which carries the gas is attached to the other arm of the "T".

The pure air should first be passed through the rotameter, and its setting adjusted and noted. When using a wet test meter, measure the time,  $t$ , for a change of volume,  $V$ . For a bubble flowmeter, first squeeze the pipette bulb (containing soap solution, e.g., SNOOP [a registered trade name of Nupro Company]) to start a soap bubble and again measure the time,  $t$ , for the soap bubble to pass through a known volume  $V$  (the side-walls of the bubble flowmeter should be well washed with soap solution so that bubbles will not break). For both types of flowmeters at least three repeat readings should be taken at each rotameter setting. The volumes  $V$  should be such that the corresponding times  $t$  exceed 10 seconds. The flow rate  $F$  (in liter  $\text{min}^{-1}$ ) is given by

$$F = \frac{V(\text{cm}^3) \times 60}{t(\text{sec}) \times 1000} \quad (\text{VII})$$

#### K. Temperature Measurement

A thermometer or thermocouple suitable for measuring the temperature in the immediate vicinity of the reaction bag is required. A simple thermometer covering the range 0 to 100 C, with an accuracy of  $\pm 0.1$  C, is suitable.

## SECTION III

### EXPERIMENTAL PROTOCOL

#### A. Operation of Gas Handling System

The gas handling system is required for the synthesis of the methyl nitrite and its preparation for injection into the reactor for the rate constant determinations. It can also be used for the injection of the test or reference organics, if desired. The start-up, shut-down and maintenance of this system is described in this section.

##### 1. Start-Up

The following describes briefly the typical start-up operation of the vacuum gas handling system (Figure 4).

(1) With all stopcocks closed, switch on rotary pump (A), then open stopcock 4 and place a Dewar of liquid nitrogen around trap D.

(2) Open stopcock 10 and monitor the pressure using the thermocouple gauge (H). If the pressure is  $>0.1$  torr, then open stopcock 5. When the pressure as read by the thermocouple gauge (H) is  $<0.1$  torr, turn on the diffusion pump (C), open stopcocks 2 and 3 and close 4. When the diffusion pump has reached operating temperature, the pressure in the vacuum manifold should be  $<10^{-5}$  torr as read by the ionization gauge (I). At this point the capacitance manometer (J) can be zeroed. The ionization gauge (I) should only be used when, as indicated by the thermocouple gauge (H), the pressure is  $\leq 10^{-3}$  torr.

(3) The ~500-ml Pyrex bulb cell (K) can now be evacuated by opening stopcocks 9 and 11. If the bulb is at a substantial pressure, then prior to opening these stopcocks, the diffusion pump should not, if possible, be exposed to pressures  $>0.1$  torr to avoid degradation of the pump oil. Rather, in this situation bulb (K) should be evacuated to  $<0.1$  torr using the rotary pump alone, i.e., with stopcocks 2 and 3 closed and 4 open.

##### 2. Shut-Down

The gas-handling system can be shut down by the following procedure: (a) close stopcocks 5 to 11, (b) switch off the diffusion pump, (c) when the diffusion pump is cool, close stopcocks 2 and 3 and open 4, (d) remove the Dewar from trap (D) and allow it to warm up, (e) then close stopcock 4 and switch off the rotary pump. Stopcock 1 should then be opened, to prevent back-up of the rotary pump oil. With this

procedure, the vacuum manifold, the trap (D) and the diffusion pump are left under vacuum.

### 3. Maintenance

If the vacuum system, including the bulb (K) [i.e., all stopcocks other than except stopcocks 1, 4, 6 and 7] does not pump down to  $<10^{-4}$  torr, then either a leak or contaminant offgassing problem is present. Closing stopcocks 11, then 9, will give indications as to the region of the problem, i.e., if, on closing stopcock 9 the pressure drops, then there may be a leak around the "o"-ring joint on the ~500 ml bulb (K), which then should be replaced. If, however, the pressure drops on closing stopcock 11 (with 9 open) then either the bulb has a leak, or offgassing from previous runs is occurring. Leaks can be checked using a Tesla coil. Such maintenance procedures should be routinely carried out on all portions of the vacuum gas handling system. This includes changing the rotary pump oil at frequent intervals.

### B. Preparation of Methyl Nitrite

Methyl nitrite ( $\text{CH}_3\text{ONO}$ ) is prepared by the dropwise addition of 50%  $\text{H}_2\text{SO}_4$  to a solution of methanol ( $\text{CH}_3\text{OH}$ ) saturated with  $\text{NaNO}_2$ . For the protocol described here, the use of ~50  $\text{cm}^3$  of each (50%  $\text{H}_2\text{SO}_4$  and sodium nitrite saturated methanol) is sufficient. A schematic of the apparatus needed is shown in Figure 5 (Section II). A solution of methanol saturated with sodium nitrite is placed in the three-necked flask (300 ml volume) (A). The 50%  $\text{H}_2\text{SO}_4$  is placed in the funnel (B) equipped with a Teflon stopcock. Ultra-high purity nitrogen is passed through the flask via inlet and outlet joints (C) and (D). Bubblers (E) and (F) contain a saturated NaOH solution and anhydrous  $\text{CaCl}_2$ , respectively, while trap (G) is fitted with high vacuum greaseless stopcocks (Kontes #K-826500 or equivalent) and the necessary ball and socket and "o"-ring joints, as shown. The system should be purged with a nitrogen flow for ~10 minutes prior to commencing the dropwise addition of  $\text{H}_2\text{SO}_4$  into the  $\text{NaNO}_2$  saturated  $\text{CH}_3\text{OH}$ . The trap (G) should be cooled to 196 K by means of a Dewar filled with a dry ice/acetone slush just prior to beginning the reaction. The  $\text{CH}_3\text{ONO}$  produced is swept out of the reaction vessel by the  $\text{N}_2$  stream, any  $\text{H}_2\text{SO}_4$  carried over is removed by passage through the NaOH solution, and the  $\text{CH}_3\text{ONO-N}_2$  stream is then dried by passage through the

trap containing anhydrous  $\text{CaCl}_2$ . The  $\text{CH}_3\text{ONO}$  is collected in the cooled trap (G).

After the reaction has terminated, the  $\text{N}_2$  flow is turned off, stopcocks 13 and 14 on the trap (G) are closed, and the trap, still cooled to dry ice/acetone temperature by the Dewar, is connected to the vacuum system (Figure 4) via the "o"-ring joint (E). The Dewar containing dry ice/acetone is then replaced by a Dewar containing liquid nitrogen.

After preparation of the methyl nitrite, as described above, the trap (G) is degassed by opening stopcocks 6 and 13, with the trap still immersed in liquid nitrogen. After pumping down to  $<10^{-4}$  torr, stopcock 13 is closed, and the methyl nitrite can be stored indefinitely at liquid nitrogen temperatures under vacuum. The trap (G) and Dewar should be covered with an opaque cover (e.g., aluminum foil) in order to avoid photolysis of the methyl nitrite.

### C. Experimental Procedure for the Determination of Rate Constants for Reaction with the Hydroxyl Radical

#### 1. Filling the Reaction Bag

Prior to each new experiment, the reaction bag should be completely emptied using a metal bellows pump whose exhaust is expelled into a hood. The bag should then be filled with pure air and pumped out again to remove any test compound or other reactants or products from the previous run. The desired amounts of the reactants (i.e., methyl nitrite,  $\text{NO}$ , the test compound and the reference organic) are then introduced (see below, Section III.C.2), and the reaction bag is filled (i.e., visually filled but not excessively so as to cause undue stress on the seams) with ultra-zero air, using a flow rate in the range of  $\sim 7\text{-}10$  liter  $\text{min}^{-1}$ , as monitored by the rotameter.

The reaction bag should be kept in the dark during the injection of the reactants, since methyl nitrite photolyzes rapidly.

#### 2. Introduction of Initial Reactants

##### a. Injection of Methyl Nitrite

This protocol calls for introduction of 0-10 ppm of methyl nitrite into the reaction bag, depending on how rapidly this test organic (and reference compound) react. A convenient method of introducing  $\text{CH}_3\text{ONO}$  is to admit the desired pressure of  $\text{CH}_3\text{ONO}$  from the trap (G) into the  $\sim 500$

cm<sup>3</sup> Pyrex bulb (K) by gradually warming the trap until the desired pressure is attained. The desired pressure, P, to introduce into the bulb is given by

$$p(\text{torr}) = 10^{-3} \times [\text{desired concentration (ppm)}] \times [\text{atmospheric pressure (torr)}] \times [\text{volume of reaction bag (liters)}] / [\text{volume of bulb (cm}^3\text{)}] \quad (\text{VIII})$$

The volume of bulb (K) should be accurately measured by, for example, the volume of water it holds. For a 500 cm<sup>3</sup> bulb and a 75-liter reaction bag, 1.14 torr in the 500 cm<sup>3</sup> bulb corresponds to 10 ppm (at 760 torr) in the reaction bag.

The bulb (K) is first pumped down to  $\leq 10^{-4}$  torr, then with stopcocks 5, 7 and 10 closed and stopcocks 6, 9, 11 and 13 open, the liquid nitrogen Dewar removed from trap (G), and the pressure is allowed to rise to the desired level, as read by the capacitance manometer (J). Stopcock 13 is then closed, the liquid nitrogen Dewar replaced around trap (G), and, after allowing the pressure to equilibrate, the pressure is read and stopcock 11 is closed. The high vacuum manifold, including trap (F), is evacuated, i.e. stopcocks 2, 3, 5, 7, 9, and 10 open, the rest closed. After evacuation to  $\leq 10^{-4}$  torr, stopcocks 5 and 10 are closed and nitrogen (of a stated purity level of  $\geq 99.99\%$ ) is introduced into the vacuum rack through the molecular sieve trap (F) to attain a pressure of  $\sim 10$  torr. Stopcock 11 is then opened and the pressure of nitrogen increased to  $\sim 10$  torr above the ambient atmospheric pressure. Stopcocks 8, 9 and 11 are then closed. The bulb (K) is then attached to the reaction bag as shown in Figure 7, stopcocks 11 and 12 are opened and the contents of bulb (K) flushed into the reaction bag by a monitored flow of ultra-zero air.

b. Injection of NO

This protocol requires the introduction of  $\sim 5$  ppm of NO into the reaction bag. For NO (and other gaseous reactants which are commercially available in high pressure cylinders) this is most conveniently carried out using all-glass syringes as described below. The volume, V, of NO or other gaseous compound required to achieve the desired concentration in the reaction bag is given by:

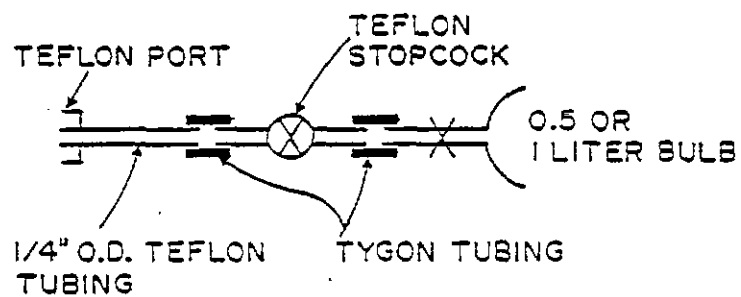


Figure 7. Attachment of Pyrex Bulbs to the Injection Port

$$V(\text{cm}^3) = 10^{-3} \times [\text{desired concentration (ppm)}] \\ \times [\text{volume of reaction bag (liters)}] \quad (\text{IX})$$

Using the reaction bag described in this protocol, approximately 0.375 cm<sup>3</sup> of gas are required to yield the desired concentration of 5 ppm in the bag. To obtain such a small volume of gas, pure NO from a high pressure cylinder is used to fill a 10-ml all-glass gas syringe (with the syringe being emptied and filled with NO several times to assure that dilution by air is minimized), 7.5 ml of NO is then transferred from the 10-ml syringe into a 100-ml all-glass gas syringe containing ~92.5 ml of pure N<sub>2</sub>. N<sub>2</sub> rather than air must be used to dilute the NO to avoid its oxidation to NO<sub>2</sub>, which will occur relatively rapidly when high concentrations of NO are mixed with O<sub>2</sub>. For this transfer the two syringes are connected tip-to-tip by an ~0.4 in. long Tygon tube, as shown in Figure 8. The syringes are pumped back and forth a few times to ensure mixing. From this 100-ml syringe, 5.00 ml is then taken in the 10-ml syringe and injected into an ~1-liter bulb modified as shown (Figure 9), which as been pre-flushed with pure air for >5 minutes. The contents of this closed 1-liter bulb are then flushed into the reaction bag with pure air.

c. Injection of Test Compound and Reference Organic

Concentrations of the test compound and reference organic used in the development of this protocol have been in the range of 0.5 to 2 ppm by volume. The following protocol details the introduction of a compound to yield a concentration of ~1 ppm in the reaction bag. The specific technique employed depends on whether the compound is gaseous, liquid, or solid at room temperatures.

(1) Gaseous Compounds

If the test compound or reference organic is gaseous at room temperature, it can be injected either using a gas handling system as described above for methyl nitrite, or using all glass syringes as described above for NO. For most compounds, the latter technique is more convenient. If 1 ppm of the compound in the reaction bag is desired, then 1.00 ml of the diluted compound in the 100-ml syringe is injected into the ~1-liter bulb rather than the 5.00 ml as described above for NO. In addition, pure air rather than N<sub>2</sub> can be used as the diluent gas.

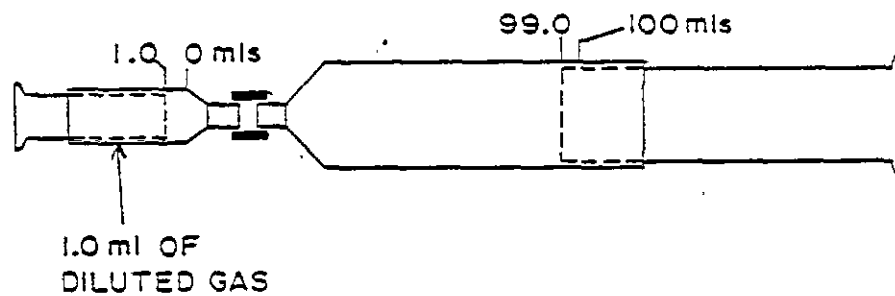
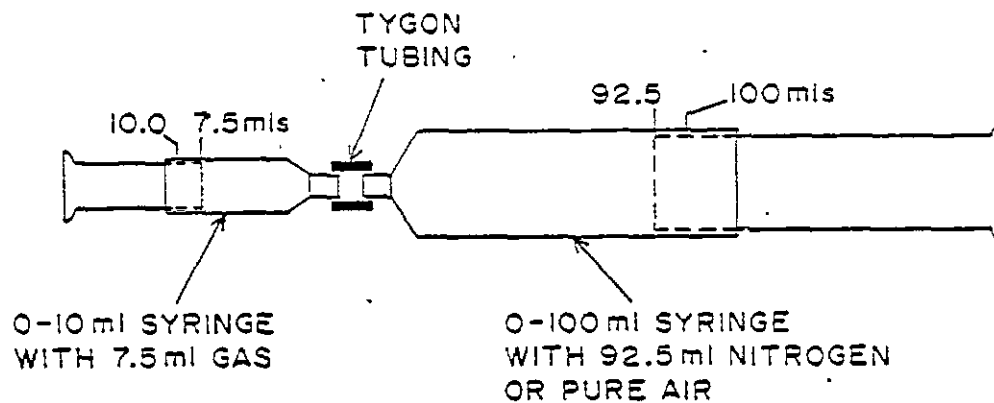



Figure 8. Syringe-to-Syringe Gas Transfer. (The volumes shown are for injection of 1 ppm of a gaseous compound into a 75-liter reaction vessel.)

1 2/5 BALL-AND-SOCKET OR "O" RING JOINT,  
FOR INTRODUCTION OF LIQUID TEST COM-  
POUND



GREASELESS STOPCOCKS  
(KONTES 0-4mm OR EQUIVALENT)

Figure 9. Design of Pyrex Bulb for Injection of Gaseous or Liquid Compounds

(2) Liquid Compounds

If the test compound or reference organic is a liquid, a different method of injection and of calculating the amount needed is necessary. For the reaction bag described in this protocol approximately 0.5  $\mu$ l of liquid will give a concentration appropriate for an experiment aimed at an initial concentration of  $\sim$ 1 ppm, since for the liquid case:

$$V (\mu \text{ liters}) = 10^{-4} \times [\text{desired concentration (ppm)}]$$

$$x \frac{[\text{Volume of bag (liters)}] \times [\text{Molecular Weight (g)}]}{[\text{Density (g cm}^{-3}\text{)}] \times 2.46} \quad (\text{X})$$

at room temperature.

The calculated [see equation (X) above] amount of the liquid test compound is then injected into a 1-l bulb, modified as shown in Figure 9, which has been preflushed with pure air into the hood for  $\geq$ 5 minutes. The dosed 1-l bulb is then attached to the reactor as shown in Figure 7 and its contents are then flushed into the bag with pure air at a known flow rate, which should be  $\sim$ 3.5 liter  $\text{min}^{-1}$  for a more volatile liquid or less ( $\sim$ 1-2 liter  $\text{min}^{-1}$ ) for a nonvolatile liquid. Evaporation of the lower volatility liquids may be aided by gentle use of a heat gun to warm the 1-liter bulb (taking care not to pyrolyze the compound). If heat must be applied, any tendency of a compound to air oxidize or polymerize will lead to low volatility residues and hence errors when carrying out liquid injections. The compounds should, if such problems are known to be likely, be first distilled by conventional means, i.e., vacuum distillation with liquid nitrogen trapping, vapor transfer from trap-to-trap at dry ice temperature, or by distillation at atmospheric or subatmospheric pressure and  $\text{N}_2$  rather than air should be used as the flush gas.

(3) Solid Compounds

If the test or reference compound is a solid at room temperature, the desired mass (m) of compound to inject is given by

$$m(\text{g}) = \frac{10^{-7} \times [\text{desired concen-} \times [\text{volume of} \times [\text{molecular weight} \\ \text{tration (ppm)}] \quad \text{bag (liters)}] \quad (\text{g})]}{2.46} \quad (\text{XI})$$

If the compound has a melting point below ~50 C, is relatively volatile, and is known to be stable above its melting point, it can be injected in a manner analogous to that described above for liquids. In this procedure, the desired, weighed amount of compound is placed in the 1-liter bulb shown in Figure 9, which has been previously flushed with N<sub>2</sub>, the bulb is attached to the reactor as shown in Figure 7, the compound is carefully heated with a heat gun until it melts, and then it is flushed into the reactor.

For solid compounds for which the above method is not suitable, an alternate technique must be employed. In this method, a 3 to 6-in. x 0.25-in. o.d. Pyrex tube is loosely packed with the compound, which is held in place with Pyrex wool. Tests should be carried out to assure that none of the solid compound is blown from the tube when air flows through it at ~2 liter min<sup>-1</sup>. The tube is then attached to a simple dilution system as shown in Figure 10, which is in turn attached to the reactor. The compound is injected into the reactor by flushing the tube with ultrahigh purity air at a controlled rate in the range of 1-2 liter min<sup>-1</sup> for the necessary amount of time to achieve the desired concentration in the reactor, with the diluent flow being at least a factor of 2 higher. The tube should not be heated. The diluent is necessary to avoid exposure of the injection inlet tube to the test organic at its vapor pressure, which may result in condensation. If the compound's vapor pressure at room temperature is known, the length of time to flush a desired quantity into the chamber is given by:

$$\text{time (min)} = \frac{10^{-6} \times [\text{desired concentration (ppm)}] \times [\text{volume of bag (liter)}]}{[\text{vapor pressure (atm.)}] \times [\text{flow rate (liter min}^{-1}\text{)}]} \quad (\text{XII})$$

If the compound's vapor pressure is not known, the time required to obtain a given reactant concentration in a given volume at a given flow rate will need to be determined experimentally. To avoid contamination of the reactor, a different reaction bag should be used for these trial injections than used in the reactivity experiments, unless it is known that the amounts injected in the trials will be less than those required for the reactivity experiments. Ultrazero air should be used as both the flush and the diluent gas.

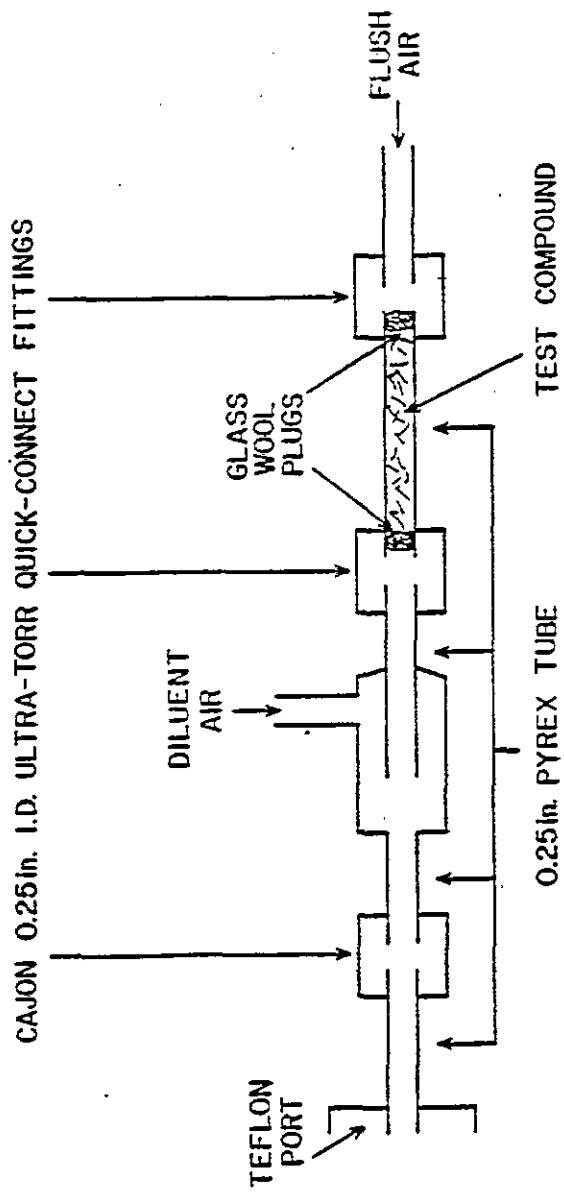


Figure 10. Apparatus for Introducing Solid Compounds into the Reaction Chamber

If the compound is relatively nonvolatile, the amount of air used to inject it may be comparable to the bag volume, so in these cases the reactor should be nearly empty prior to the injection of the organic. This protocol is not intended for use for compounds whose vapor pressure is less than  $\sim 0$  ppm ( $\sim 0.01$  torr), since it would not be possible to use this technique to achieve concentrations of  $\sim 1-2$  ppm in the reaction bag.

### 3. Pre-Irradiation Analyses

When the reactants have been injected in the reaction bag and mixed, the concentrations of the test compound and the reference organic are determined. The discussion in this and in the following section is based on gas chromatography being employed for the analysis of these species. Analogous considerations apply if other analytical techniques are employed.

Samples for analyses by gas chromatography are conveniently taken by a 100-ml all-glass, gas-tight syringe. The syringe is flushed by withdrawing and expelling 100 ml of the gas to be sampled two or three times prior to taking the sample for analysis. While the data analysis does not strictly require absolute concentrations [equations (V) and (VI) in Section I involve only relative concentrations], the gas chromatograph(s) should, if possible, be calibrated for the test compound and reference organic. A minimum of three gas chromatographic samples should be analyzed prior to turning on the lamps.

Based upon literature results, the reproducibility of these analyses will depend on the particular organic compounds being studied. A reproducibility of  $\pm 2\%$  should be aimed at, and this can be achieved for the  $\leq C_9$  alkanes and the smaller alkenes. For other classes of compounds, such as organics of low volatility or organics which tend to be adsorbed on the reaction walls, an analytical reproducibility of only  $\pm 5\%$  may be achievable. The minimum rate constant measurable with this protocol is directly related to this analytical reproducibility. Thus with a reproducibility of  $\pm 2\%$ , the lowest rate constants which can be measured will be  $\sim 3 \times 10^{-13} \text{ cm}^3 \text{ molecule}^{-1} \text{ sec}^{-1}$ . For lower analytical reproducibilities, only higher rate constants can be measured. Clearly, for fast reacting organics with rate constants  $\geq 1 \times 10^{-11} \text{ cm}^3 \text{ molecule}^{-1} \text{ sec}^{-1}$ , an analytical reproducibility of  $\sim \pm 5\%$  is adequate.

If the first two analyses agree to within the necessary reproducibility, then immediately after the third sample is taken from the reaction bag, the lamps can be turned on. If the first two analyses disagree by more than the expected reproducibility, then further samples should be taken until duplicate analyses are reproducible. In between gas chromatographic sampling, the NO-NO<sub>x</sub> and O<sub>3</sub> monitors should be sampling from the reaction bag, and their outputs displayed on stripchart recorders. Before beginning monitoring from the bag, these analyzers should be allowed to warm up according to the manufacturer's specifications. Teflon sampling lines (1/4 in. o.d.) should be used between the bag and the O<sub>3</sub> and NO-NO<sub>x</sub> monitors in order to avoid losses experienced with, for example, Tygon or nylon tubing. The first three to five minutes sampling should be neglected since initial flushing of the sample lines is needed.

#### 4. Irradiation Procedure

When stable concentration readings have been established (see above), the desired number of lamps are turned on, together with the cooling fan. The temperature beside the reaction bag should be monitored during the irradiation. Samples are taken for analysis as often as possible. If gas chromatography is employed for these analyses, this is constrained by the retention times of the test compound and the reference organic. O<sub>3</sub> and NO-NO<sub>x</sub> monitoring should be carried out between sampling. Sampling for gas chromatographic analysis of the test compound and the reference organic must be carried out simultaneously.

With the protocol developed here, the irradiation should be terminated, and the last analytical samples taken, after ~30 minutes for full light intensity, ~45 minutes for two-thirds maximum light intensity or ~60-90 minutes for one-third maximum light intensity. Since it is preferable to have two to four analyses during the irradiation, the optimum light intensity is then determined by the gas chromatographic retention times. As an example, Figure 11 shows a typical set of gas chromatograms for an n-butane + propene system, for which analyses were carried out every 15 minutes during the 45 min irradiation. In Figure 12, an example of the OH radical concentration as a function of time, derived from such analyses, is shown.

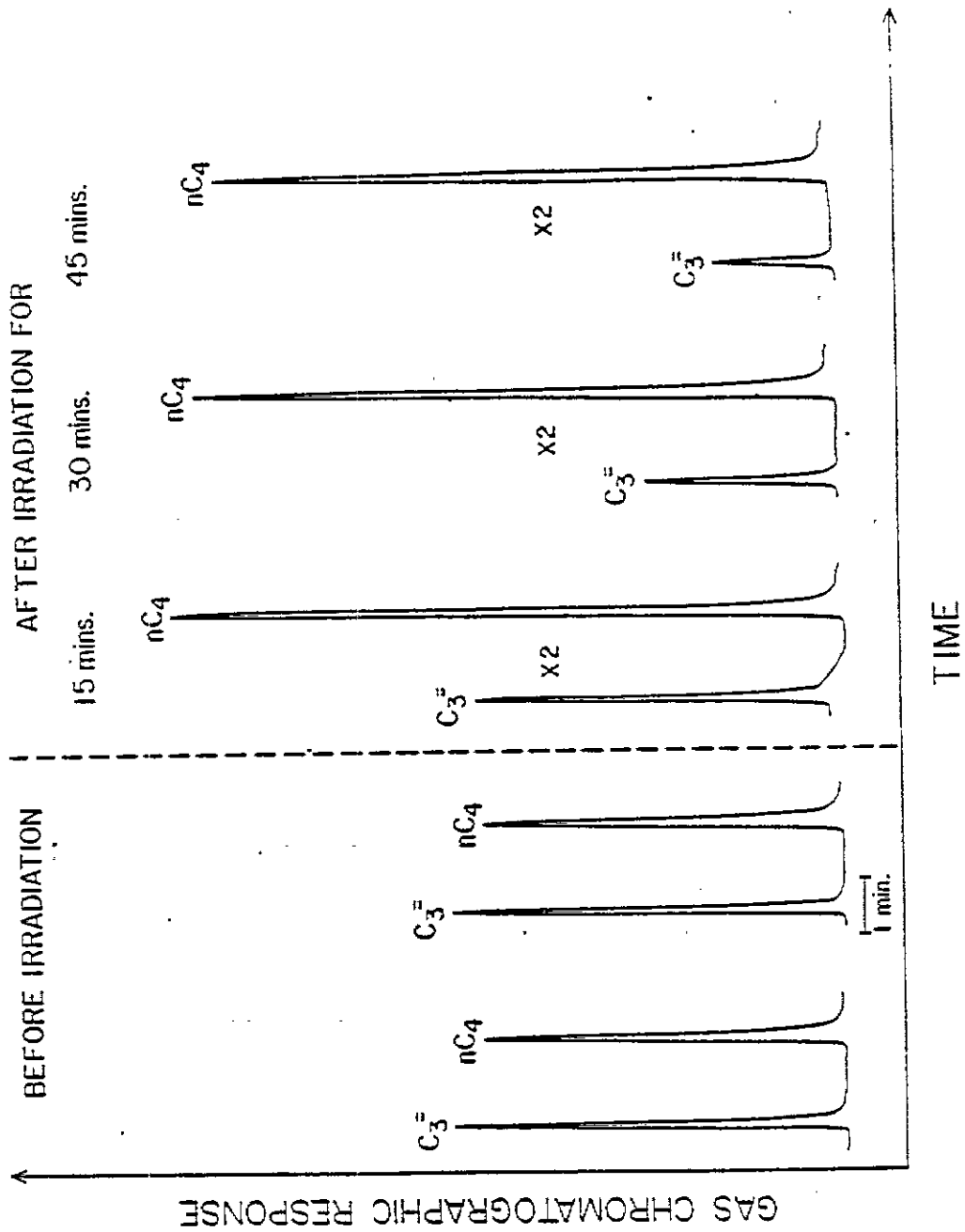


Figure 11. Example of Gas Chromatographic Analysis of Propene ( $C_3^{\bar{}}$ ) and n-Butane ( $n-C_4$ ) During a  $Cl_2/O_2/NO/Propene/n-Butane/Air$  Irradiation

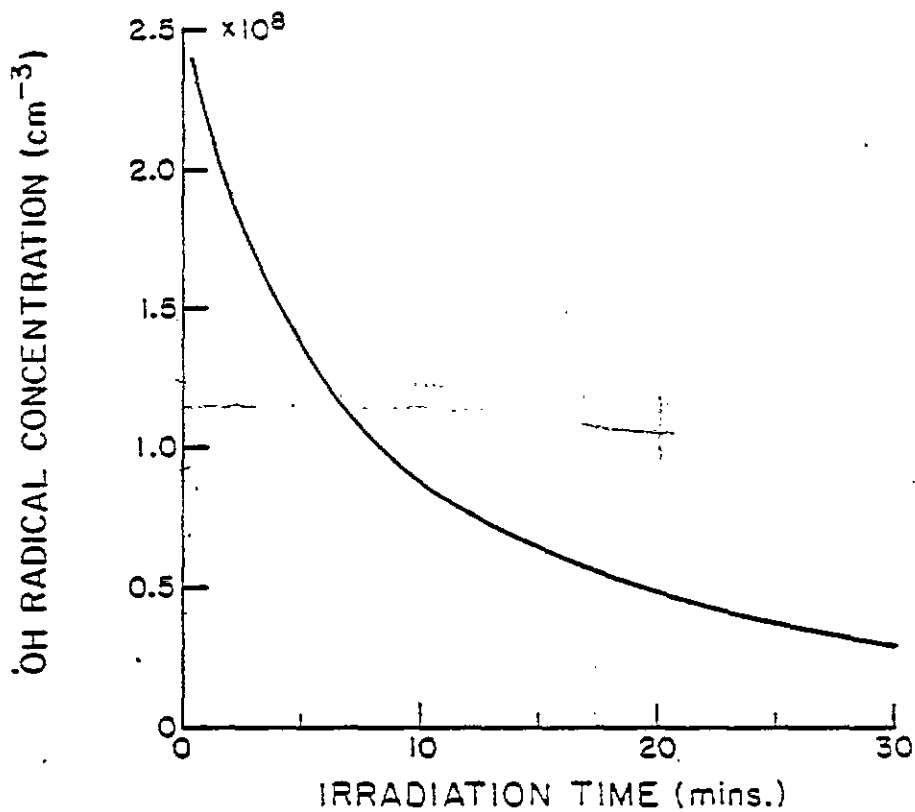


Figure 12. OH Radical Concentrations During a Typical Irradiation at Full Light Intensity with an Initial Concentration of  $\text{CH}_3\text{ONO}$  of 10 ppm

For compounds which are suspected of reacting rapidly with OH radicals, the irradiations should be carried out with one-third light intensity and low (~4 ppm) concentrations of CH<sub>3</sub>ONO, with short irradiation times (5 minutes). In this case, only one analysis will probably be able to be carried out for each irradiation, and a larger number of irradiations will be necessary (See, for example, Atkinson and Aschmann 1984).

For organics which exhibit an absorption spectrum in the actinic region with a significant photolysis rate (Pitts et al. 1981), at least three sets of irradiations should be carried out, with CH<sub>3</sub>ONO concentrations of 0, ~5 ppm and ~15 ppm. Three concentrations are necessary because the origin cannot be used as a point in plots of equation (V). For organics which do not photolyze, at least two sets of irradiations should be carried out with CH<sub>3</sub>ONO concentrations of ~5 and ~10 ppm.

#### 5. Safety Considerations

Full safety precautions consistent with the known or unknown toxic, mutagenic or carcinogenic hazards of the test compounds must be taken. If the test compound is known to be hazardous or toxic, or if there is a reason to believe that it is, then handling should be carried out in a hood with disposable gloves, and if the compound is a liquid it should be measured using a variable micropipette with disposable tips. Used gloves and tips should be disposed of according to safety regulations. If the toxicity of a liquid compound is not a problem, a 10 µl capacity Hamilton liquid syringe may be used, but it should be cleaned immediately after use by alternately drawing in and expelling methanol or some other appropriate solvent five to ten times and then completely drying it by flowing dry nitrogen or pure air through the body of the syringe. Similar precautions should be taken with hazardous or toxic gases or solids. Obviously, if the hazards or toxicological characteristics of a compound are not known, then the compounds should be treated as if they are known to be hazardous or toxic.

#### D. Data Analysis

The concentrations of the test compound and reference organic, as determined by gas chromatography or some other suitable analytical

technique, are used to plot equation (V). An example of a plot of equation (V) is shown in Figure 13 for irradiations of three hydrocarbons and ethane. Least squares analyses of the slopes of these plots yield the rate constants ratios  $k_1/k_2$ . The intercept with these compounds is zero since they do not photodissociate, but an intercept is observed if the compound photodissociates or undergoes a light-induced wall loss.

The rate constant,  $k_1$ , can then be calculated from the slope of equation (V) and the known value of  $k_2$ , the rate constant for the reference compound. This rate constant can then be used to classify the atmospheric reactivity of the test compound. In particular, its rate constant can be compared with those for other organics to determine where it fits relative to those on the reactivity scale. For example, if it is determined that compounds which react slower than ethane can be considered to be unreactive, then if the value of  $k_1$  so determined is less than  $2.75 \times 10^{-13} \text{ cm}^3 \text{ molecule}^{-1} \text{ sec}^{-1}$ , the OH rate constant for ethane (Atkinson, 1985), then the test compound can be considered to be unreactive by this criterion.

#### E. Reference Organics

These organics are chosen for ease of analyses and must have accurately known OH radical rate constants. They should not photolyze and, preferably, they should not react with  $\text{O}_3$  or  $\text{NO}_3$  radicals. If the reference compound does react with  $\text{O}_3$  or  $\text{NO}_3$  radicals, care should be taken to assure that sufficiently high levels of NO are present during the experimental runs to suppress the levels of these species. In addition, the OH radical rate constant for the reference compound should be similar to that for the test compound, preferably to within a factor of two to three. Table 1 gives a list of recommended reference organics, together with their OH radical reaction rate constants at room temperature.

#### F. Information to Be Reported

A report of the results should include for each test compound the following:

- a. The compound's name, formula and physical properties (boiling and melting points).

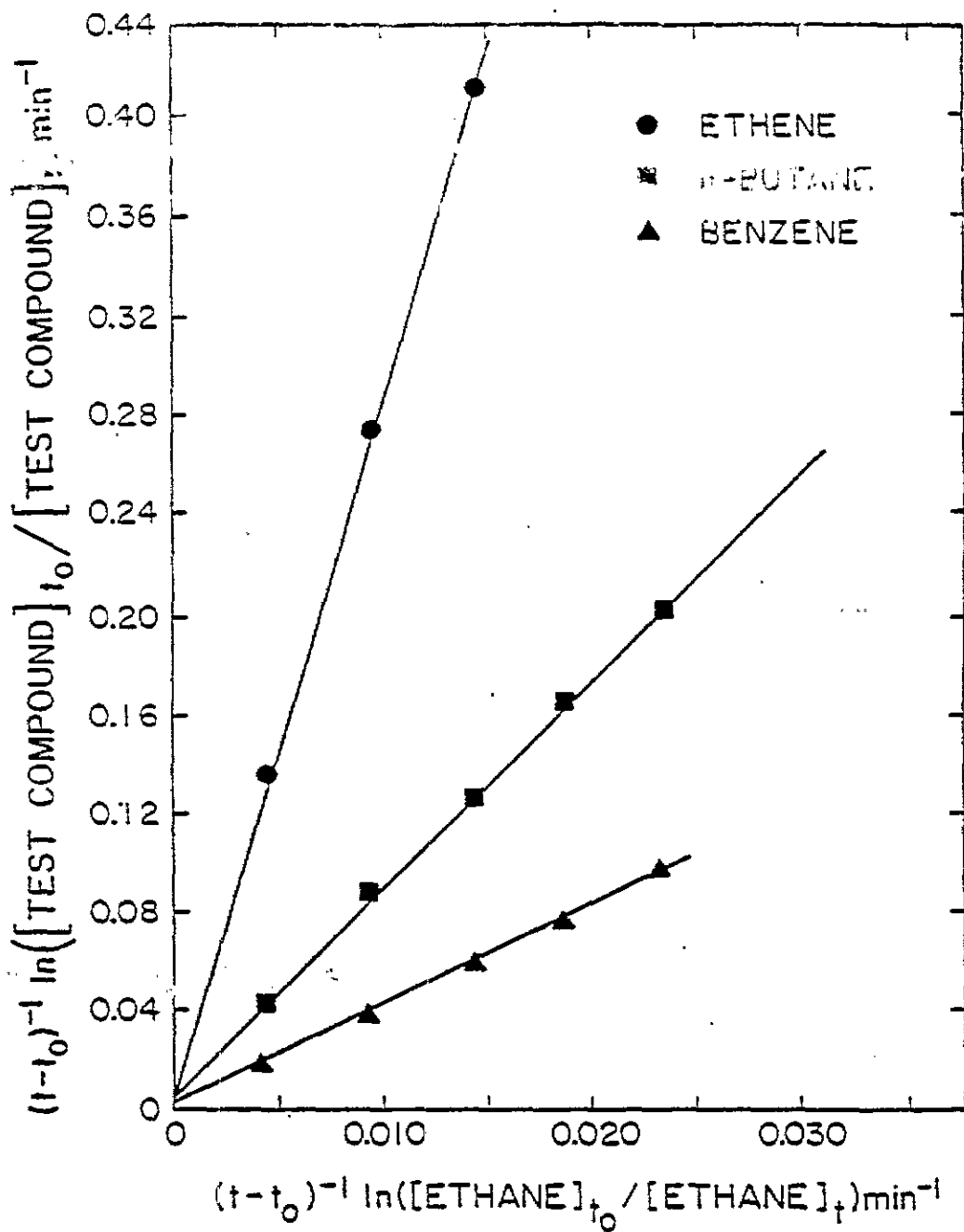


Figure 13. Plot of Equation (V) for Several Hydrocarbons Using Ethane as the Reference Organic

Table 1. List of Several Organics for Which Accurate OH Radical Rate Constants are Available, and Which do not Photolyze

Organic	$10^{12} \times k_{OH}$ ( $\text{cm}^3 \text{ molecule}^{-1} \text{ sec}^{-1}$ ) <sup>a</sup>
Ethane	0.28
n-Butane	2.5
Cyclohexane	7.4
Ethene <sup>b</sup>	8.5
Propene <sup>b</sup>	26
2-Methyl-2-butene <sup>b</sup>	87
Isoprene <sup>b</sup>	100

<sup>a</sup>At 298 K, from Atkinson (1985).

<sup>b</sup>These compounds react with  $\text{O}_3$  (Atkinson and Carter 1984) and are not suitable as reference compounds unless NO is in large excess of  $\text{O}_3$ . (This is generally true with short reaction times when excess NO is added.)

- b. The chemical's physical form used during injection (gas or liquid at room temperature), method of purification and purity including analysis of impurities).
- c. The temperature during each run.
- d. The name and formula of the reference organic used and the rate constant,  $k_2$ , used in the data analysis.
- e. The initial concentrations of the reference organic and test compound, NO and  $\text{CH}_3\text{ONO}$ .
- f. An indication of the analytical technique(s) employed for the test and reference compounds.
- g. The data obtained (i.e., the concentrations of the reference organic and test compound prior to and during irradiation, and the values of  $(t-t_0)^{-1} \ln([\text{reference organic}]_t / [\text{reference organic}]_0)$  and  $(t-t_0)^{-1} \ln([\text{test compound}]_t / [\text{test compound}]_0)$ .
- h. Plots of equation (V) or, if the test compound does not photolyze, equation (VI).
- i. The value of  $k_1/k_2$  and hence of  $k_1$  determined by least squares analysis from such a plot.

j. A discussion of any special problems encountered in the experiments employing the test compound, or any special procedures which had to be employed, and the results of any experimental tests which might reflect on the accuracy of the value of  $k_1$  obtained.

#### IV. REFERENCES

- Atkinson, R., K. R. Darnall, A. C. Lloyd, A. M. Winer and J. N. Pitts, Jr., 1979. Kinetics and mechanisms of the reaction of the hydroxyl radical with organic compounds in the gas phase. *Adv. Photochem.*, 11, 375.
- Atkinson, R., W. P. L. Carter, K. R. Darnall, A. M. Winer, and J. N. Pitts, Jr., 1980. A smog chamber and modeling study of the gas phase  $\text{NO}_x$ -air photooxidation of toluene and the cresols. *Int. J. Chem. Kinet.*, 12, 779.
- Atkinson, R. and S. M. Aschmann, 1984. Rate constants for the reaction of OH radicals with a series of alkenes and dialkenes at  $295 \pm 1$  K. *Int. J. Chem. Kinet.*, 16, 1175.
- Atkinson, R. and A. C. Lloyd, 1984. Evaluation of Kinetic and Mechanistic Data for Modeling of Photochemical Smog. *J. Phys. Chem. Ref. Data*, 13, 315.
- Atkinson, R., W. P. L. Carter, C. N. Plum, A. M. Winer and J. N. Pitts, Jr., 1984. Kinetics of the gas-phase reactions of  $\text{NO}_3$  radicals with a series of aromatics at  $296 \pm 2$  K. *Int. J. Chem. Kinet.*, 16, 887.
- Atkinson, R. and W. P. L. Carter, 1984. Kinetics and mechanisms of the gas-phase reactions of ozone with organic compounds under atmospheric conditions. *Chem. Rev.*, 84, 437.
- Atkinson, R., 1985. Kinetics and mechanisms of the gas phase reactions of the hydroxyl radical with organic compounds under atmospheric conditions. *Chem. Rev.*, submitted for publication.
- Bufalini, J. J., T. A. Walter, M. M. Bufalini, 1976. Ozone formation potential of organic compounds. *Environ. Sci. Technol.*, 10, 908.
- Bufalini, J. J., T. A. Walter, M. M. bufalini, 1977. Contamination effects on ozone formation in smog chambers. *Environ. Sci. Technol.*, 11, 1181.
- Carter, W. P. L., A. M. Winer and J. N. Pitts, Jr., 1981. Major atmospheric sink for phenol and the cresols. Reaction with the nitrate radical. *Environ. Sci. Technol.*, 15, 829.
- Carter, W. P. L., R. Atkinson, A. M. Winer and J. N. Pitts, Jr., 1984b. Experimental protocol for determining photolysis reaction rate constants. EPA-600/3-83-100, January.
- Carter, W. P. L., A. M. Winer, R. Atkinson, M. C. Dodd, W. D. Long and S. M. Aschmann, 1984a. Atmospheric photochemical modeling of turbine engine fuels. Phase I. Experimental studies Volume I of II. Results and Discussion Final Report ESL-TR-84-32 to Engineering and

Services Laboratory, Air Force Engineering and Services Center,  
Tyndall AFB, Florida, September.

- Finlayson-Pitts, B. J. and J. N. Pitts, Jr., 1977. The chemical basis of air quality: Kinetics and mechanisms of photochemical air pollution and application to control strategies. *Adv. Environ. Sci. Technol.*, 7, 75.
- Herron, J. T., R. E. Huie and J. A. Hodgeson (Eds.), 1979. Chemical Kinetic Data Needs for Modeling the Lower Troposphere. National Bureau of Standards Special Publication 557, August.
- Killus, J. P. and G. Z. Whitten, 1982. A mechanism describing the photochemical oxidation of toluene in smog. *Atmos Environ.*, 16, 1973.
- Lindley, C. R. C., J. G. Calvert and J. H. Shaw, 1979. Rate studies of the reactions of the  $(\text{CH}_3)_2\text{N}$  radical with  $\text{O}_2$ ,  $\text{NO}$ , and  $\text{NO}_2$ . *Chem. Phys. Lett.*, 67, 57.
- Pitts, J. N., Jr., K. Darnall, W. P. L. Carter, A. M. Winer and R. Atkinson, 1979. Mechanisms of Photochemical Reactions in Urban Air. Final Report. EPA-600/3-79-110, November.
- Pitts, J. N., Jr., A. M. Winer, D. R. Fitz, A. K. Knudsen, R. Atkinson, 1981. Experimental Protocol for the Determination of Absorption Cross Sections of Organics. EPA Report No. 600/3-81-051, Environmental Protection Agency, Research Triangle Park, NC.
- Pitts, J. N., Jr., A. M. Winer, S. M. Aschmann, W. P. L. Carter, R. Atkinson, 1982. Experimental Protocol for Determining Hydroxyl Radical Reaction Rate Constants. EPA Report No. 600/3-82-038, Environmental Protection Agency, Research Triangle Park, NC.
- Tuazon, E. C., W. P. L. Carter, A. M. Winer and J. N. Pitts, Jr., 1981. Reactions of Hydrazine with Ozone under Simulated Atmospheric Conditions. *Environ. Sci. Technol.*, 18, 823.
- Tuazon, E. C., W. P. L. Carter, R. Atkinson and J. N. Pitts, Jr., 1983. The Gas-Phase Reaction of Hydrazine and Ozone: A Nonphotolytic Source of OH Radicals for Measurement of Relative OH Radical Rate Constants. *Int. J. Chem. Kinet.*, 15, 619.
- Winer, A. M., J. W. Peters, J. P. Smith and J. N. Pitts, Jr., 1974. Response of Commercial Chemiluminescent  $\text{NO-NO}_2$  Analyzers to Other Nitrogen Containing Compounds. *Environ. Sci. Technol.*, 8, 1118.
- Winer, A. M., R. Atkinson and J. N. Pitts, Jr. 1984. Gaseous Nitrate Radical: Possible Nighttime Atmospheric Sink for Biogenic Organic Compounds. *Sci.*, 224, 156.

**TECHNICAL REPORT DATA**

*(Please read Instructions on the reverse before completing)*

1. REPORT NO.		2.	3. RECIPIENT'S ACCESSION NO.	
4. TITLE AND SUBTITLE EXPERIMENTAL PROTOCOL FOR DETERMINING HYDROXYL RADICAL REACTION RATE CONSTANTS FOR ORGANIC COMPOUNDS Estimation of Atmospheric Reactivity		5. REPORT DATE		6. PERFORMING ORGANIZATION CODE
7. AUTHOR(S) J. N. Pitts, Jr., A. M. Winer, S. M. Aschmann, W. P. L. Carter and R. Atkinson		8. PERFORMING ORGANIZATION REPORT NO.		
9. PERFORMING ORGANIZATION NAME AND ADDRESS Statewide Air Pollution Research Center University of California Riverside, California 92521		10. PROGRAM ELEMENT NO. CDWATA/01-2044 (FY-85)		11. CONTRACT/GRANT NO. CR-810214
		12. SPONSORING AGENCY NAME AND ADDRESS Atmospheric Sciences Research Laboratory-RTP, NC Office of Research and Development U.S. Environmental Protection Agency Research Triangle Park, North Carolina 27711		
		13. TYPE OF REPORT AND PERIOD COVERED Interim		14. SPONSORING AGENCY CODE EPA/600/09
15. SUPPLEMENTARY NOTES				
16. ABSTRACT  An experimental protocol for the determination at room temperature of rate constants for the reactions of hydroxyl radicals with organic chemicals in the gas phase is described in detail. This protocol provides a basis for evaluating the reactivity of organic substances which are emitted into the environment and which are consumed primarily by reaction with hydroxyl radicals. The experimental technique is based upon monitoring the disappearance rates of the test compound and of a reference organic in irradiated methyl nitrite-NO-organic-air mixtures. Irradiations, employing blacklamps emitting in the actinic region, are carried out in ~ 75-liter volume cylindrical Teflon bags. The concentrations of the reactants are: methyl nitrite, zero to ~ 15 ppm; NO, ~ 5 ppm; test compound, ~ 1 ppm; reference organic, ~ 1 ppm. The test compound and reference organic are monitored by gas chromatography or other appropriate techniques and NO, NO <sub>x</sub> , and O <sub>3</sub> by chemiluminescence instruments. Using this technique, OH radical rate constants $\geq 3 \times 10^{-13}$ cm <sup>3</sup> molecule <sup>-1</sup> sec <sup>-1</sup> can be measured.				
17. KEY WORDS AND DOCUMENT ANALYSIS				
a. DESCRIPTORS		b. IDENTIFIERS/OPEN ENDED TERMS		c. COSATI Field/Group
				-
18. DISTRIBUTION STATEMENT  RELEASE TO PUBLIC		19. SECURITY CLASS (This Report) UNCLASSIFIED		21. NO. OF PAGES
		20. SECURITY CLASS (This page) UNCLASSIFIED		22. PRICE

EPA/600/5-5-87/016

United States  
Environmental Protection  
Agency

Atmospheric Sciences  
Research Laboratory  
Research Triangle Park NC 27711

Research and Development

October 1987

RECEIVED

90 JUN 25 AM 11:45 EPA

WEST VIRGINIA  
AIR POLLUTION  
CONTROL COMMISSION

PROJECT REPORT

REVIEW OF THE UCR PROTOCOL FOR DETERMINATION OF OH  
RATE CONSTANTS WITH VOCs AND ITS APPLICABILITY TO  
PREDICT PHOTOCHEMICAL OZONE PRODUCTION

REVIEW OF THE UCR PROTOCOL FOR DETERMINATION OF OH  
RATE CONSTANTS WITH VOCs AND ITS APPLICABILITY TO PREDICT  
PHOTOCHEMICAL OZONE PRODUCTION

by

Joseph J. Bufalini  
Robert R. Arnts

Atmospheric Sciences Research Laboratory  
U.S. Environmental Protection Agency  
Research Triangle Park, North Carolina 27711

ATMOSPHERIC SCIENCES RESEARCH LABORATORY  
OFFICE OF RESEARCH AND DEVELOPMENT  
U.S. ENVIRONMENTAL PROTECTION AGENCY  
RESEARCH TRIANGLE PARK, NORTH CAROLINA 27711

NOTICE

The information in this document has been funded by the United States Environmental Protection Agency. It has been subject to the Agency's peer and administrative review, and it has been approved for publication as an EPA document. Mention of trade names or commercial products does not constitute endorsement or recommendation for use.

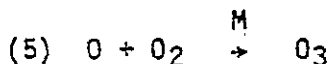
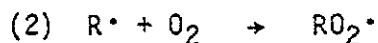
## ABSTRACT

The experimental protocol for determining the rate constants for reactions of hydroxyl radicals (OH) with volatile organic chemicals (VOCs) as developed by the University of California-Riverside group is evaluated. Limits of detection and precision are discussed. This protocol is to be used as a measure of the ozone forming potential of a VOC; a compound with a high OH rate constant also very often produces high levels of ozone. Adaptations of the protocol for compounds containing halogen atoms are suggested. The protocol may not be applicable for compounds that do not produce  $RO_2$  and  $HO_2$  radicals such as carbon disulfide. Also, compounds that are free radical scavengers such as phenol, benzaldehyde and amines may not give high levels of ozone even though they may have a high rate of reaction with OH radicals. The long chained paraffins also present problems with the protocol since the  $RO_2$  radicals produced after reacting with OH radicals in air do not oxidize NO to  $NO_2$  but instead combine with the NO to form nitrates. When this occurs, it is recommended that the protocol be complemented with smog chamber experiments in order to establish the reactivities of VOCs.

A Review of UCR Protocol for Determination of OH Rate  
Constants with VOCs and Its Applicability to Predict  
Photochemical Ozone Production

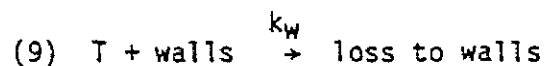
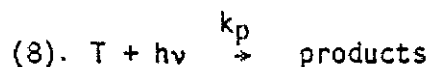
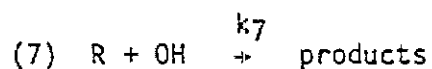
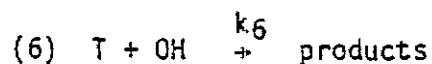
Introduction

An experimental protocol for determining the rate constants for the reactions of hydroxyl radicals (OH) with volatile organic chemicals (VOCs) has been recently developed by the University of California-Riverside (1). This protocol provides a basis for determining the photochemical reactivity of organics in the atmosphere, since it has been shown that the rate of reaction of an organic with OH radicals could be used as a measure of an organic compound's ability to produce ozone under polluted stagnant conditions (2). The reason for this is that the rate of reaction of an organic compound with OH radicals is normally the rate determining step. This is demonstrated in the following sequence of reactions:



Reactions (2) thru (5) are very fast and under sunlight conditions the rate at which ozone is produced (reaction (5)) is dependent primarily upon reaction (1). If reaction (1) is very fast, then ozone will also be produced quickly. However, not all organic compounds will undergo the sequence of reactions shown above. Therefore, not all organics will produce ozone since its formation is dependent upon the free radical chain process shown

above. Also, some organics produce free radical scavengers which will interrupt the chain and the compound will produce little or no ozone. The protocol is based upon simultaneously monitoring the disappearance rates of a test compound (T) and a reference compound (R) whose OH reaction rate constant is already known.



where the loss of T is defined by

$$I. \quad \frac{d(T)}{dt} = k_6 (OH) (T) + k' (T)$$

and the loss of R is defined by

$$II. \quad \frac{d(R)}{dt} = k_7 (OH) (R)$$

where  $k_6$  and  $k_7$  are the OH rate constants for the test compound T and reference compound R respectively. The  $k' = (k_p + k_w)$  is the first order photodissociation constant and/or wall loss of the test compound. The integration and combination of the I and II results in:

$$III. \quad \frac{1}{t-t_0} \ln \frac{T_0}{T_t} = \frac{k_6}{k_7} \cdot \frac{1}{(t-t_0)} \ln \frac{R_0}{R_t} + k'$$

Hence a plot of  $(t-t_0)^{-1} \ln (T_0/T_t)$  versus  $(t-t_0)^{-1} \ln (R_0/R_t)$  yields a

straight line with a slope of  $k_6/k_7$  and an intercept of  $k'$ . The rate constant of the test compound,  $k_6$ , is equal to the slope  $\times k_7$ . If  $k' = 0$  then Atkinson et al. (3) recommend evaluating  $k_6$  by eliminating the time dependence from III which reduces to:

$$\text{IV. } \ln \frac{T_0}{T_t} = \frac{k_6}{k_7} \ln \frac{R_0}{R_t}$$

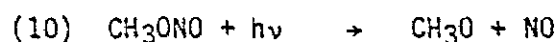
and again solving for  $k_6$  by calculating the product of the slope and  $k_7$ . They note that use of regression analysis with equation III to solve for the slope ( $k_6/k_7$ ) and the intercept ( $k'$ ) places the most weight on those data points collected in the earliest part of the irradiation where the least amount of test compound has reacted. Their results and those of Edney et al. (4) using the same technique produced better regression coefficients with Equation IV than those using Equation III.

The experimental details can be found elsewhere (1). However we will summarize the basic procedures. Equation III (or IV) requires that the loss of reference compound and test compound be measured in the presence of OH as a function of time. The reference compound should be chosen with the following criteria: (1) should have an accurately known room temperature rate constant which is approximately equal to the anticipated rate of the test compound; (2) should not photolyze (at wavelengths  $\geq 290$  nm) or air oxidize; (3) should be sufficiently volatile to remain in the gas phase and not be adsorbed on the walls; (4) be accurately measured by an available analytical technique; and (5) not react with the test compound, ozone, nitrogen dioxide, nitric acid, and nitrate radical. (Reactions with  $O_3$  and  $NO_3$  can be prevented and are discussed below.)

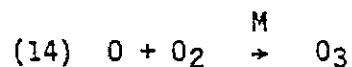
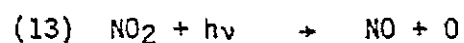
Similarly the test compound must satisfy certain criteria in order to be a candidate for this protocol: (1) An accurate analytical method must

be available for making repeated measurements over a two hour period, and (2) the rates of loss by photolysis and wall losses are not much higher than the loss due to OH reaction  $[(k_{OH-T})(OH) > k_{\text{photolysis}}]$ . NOTE: for compounds which have a very high photolysis rate an alternate procedure for generation of OH in the dark is available (5).

The OH is generated by the photolysis of methyl nitrite in the presence of excess nitric oxide:



The nitric oxide is added in excess in order to drive reaction (12) to completion and to prevent ozone formation since the  $\text{NO}_2$  produced from reaction (12) will also photodissociate.



The NO also prevents  $\text{NO}_3$  formation which can in some cases react with the test compound.

Experimentally, a 100 liter light shielded Teflon bag is charged with 2 ppm each of test and reference compound, 5 ppm of nitric oxide and 10-15 ppm of methyl nitrite in zero air. The bag (two simultaneously in our experiments) is placed in the irradiation chamber. Before the bag cover is removed and the lamps switched on the reference and test compound are monitored for up to one hour. This is used to establish analytical precision and evaluate possible wall losses ( $k_w$ ). The irradiation is then begun and the reference and test compounds monitored for up to one hour of irradiation. Pitts et al. recommend increasing the ratio of

reference to test compound when the test compound is halogenated (1). They have found that the halogen may be released after OH attack and subsequently contribute competing non-OH removal processes. This gave a rate constant for the test compound that varied with different concentrations of reference and test compounds. By increasing the ratio of reference to test, the reference organic will scavenge the free halogen and the rate constant measured will reach a stable value.

In this report we will examine whether the UCR protocol is a valid technique for measuring OH rate constants, what precautions must be exercised to produce valid results, and the influence of error propagation on the rate constant and its application to compounds to which the protocol may not be applicable.

#### Comparability of OH Protocol to Other Methods

Since its development the University of California-Riverside (UCR) group has used this protocol to measure OH rate constants for a number of volatile and semi-volatile organics for which absolute rate constants have been reported. Comparison of UCR results with rates determined by absolute rate methods at room temperature and atmospheric pressure shows they produce equivalent results within their respective experimental errors (3, 6-9). The compounds tested represent a wide range of characteristics. They include alkanes, mono and di-alkenes, aromatics, chlorinated aromatics, alkynes, and a few miscellaneous chlorinated compounds (trichloroethylene, allyl chloride, benzyl chloride, and vinylidene chloride) (10). In addition we have recently determined the OH rate constant for five compounds: acetylene, 1,2-dichloroethane, 1,2-dibromoethane, p-dichlorobenzene, and carbon disulfide. The detailed results of that study are reported elsewhere (11). These compounds were

studied primarily because EPA's Office of Air Quality Planning and Standards (OAQPS) needs to know if they are more, less, or of equivalent reactivity with OH compared to ethane. Ethane is being proposed by OAQPS as the reactivity reference compound because its reactivity, at concentrations normally found in the atmosphere, is not sufficient to produce ozone above the National Ambient Air Quality Standard (NAAQS). Modeling and smog chamber experiments have shown that ethane under usually observed ambient levels cannot produce enough ozone to exceed the standard even upon prolonged irradiations that may be encountered during multi-day stagnant conditions. Compounds of equivalent or less reactivity than ethane are not subject to regulation for control of photochemical ozone. All of these compounds have reported OH rate constants close to that of ethane. We found that acetylene, carbon disulfide, and p-dichlorobenzene have faster rates than ethane. Ethylene dichloride and ethylene dibromide were found to have rates which are statistically indistinguishable from ethane. The sixth compound studied, nitrobenzene, was not amenable to determination by the UCR protocol. The reasons for this were that the rate constant was low and the precision of the measurements were not very good. Its rate was less than  $1.2 \times 10^{-13} \text{ cm}^3 \text{ molec}^{-1} \text{ s}^{-1}$ . The rate we determined for acetylene  $(7.8 \pm 21\%) \times 10^{-13} \text{ cm}^3 \text{ molec}^{-1} \text{ s}^{-1}$  is in excellent agreement with the recently recommended rate of  $(7.8 \pm 25\%) \times 10^{-13} \text{ cm}^3 \text{ molec}^{-1} \text{ s}^{-1}$  at atmospheric pressure and room temperature (12). The rates we determined for ethylene dichloride and ethylene dibromide are  $(2.8 \pm 21\%) \times 10^{-13} \text{ cm}^3 \text{ molec}^{-1} \text{ s}^{-1}$  and  $(2.4 \pm 20\%) \times 10^{-13} \text{ cm}^3 \text{ molec}^{-1} \text{ s}^{-1}$ . Atkinson (12) found only one report of these rate constants. They are  $(2.20 \pm 27\%) \times 10^{-13} \text{ cm}^3 \text{ molec}^{-1} \text{ s}^{-1}$  and  $(2.50 \pm 22\%) \times 10^{-13} \text{ cm}^3 \text{ molec}^{-1} \text{ s}^{-1}$  for  $\text{CH}_2\text{ClCH}_2\text{Cl}$  and  $\text{CH}_2\text{BrCH}_2\text{Br}$  respectively (12). The rate

determined for p-dichlorobenzene was  $(4.3 \pm 20\%) \times 10^{-13} \text{ cm}^3 \text{ molec}^{-1} \text{ s}^{-1}$  which compares favorably with the single reported value of  $(3.2 \pm 6\%) \times 10^{-13} \text{ cm}^3 \text{ molec}^{-1} \text{ s}^{-1}$  (12). The rate constant obtained for carbon disulfide is  $(29 \pm 21\%) \times 10^{-13} \text{ cm}^3 \text{ molec}^{-1} \text{ s}^{-1}$ . This is in good agreement with recently reported room temperature atmospheric pressure (in the presence of oxygen) rate constants of  $(27 \pm 22\%) \times 10^{-13} \text{ cm}^3 \text{ molec}^{-1} \text{ s}^{-1}$  and  $(20 \pm 50\%) \times 10^{-13} \text{ cm}^3 \text{ molec}^{-1} \text{ s}^{-1}$  (13-14).

In summary, it appears that the UCR protocol can be used to generate room temperature OH rate constants for a wide range of compounds. The results obtained in general produce results equivalent to those obtained by absolute methods (such as flash photolysis - resonance fluorescence and discharge flow-laser magnetic resonance). The method has been used by five different laboratories (University of California, Riverside (UCR), Atmospheric Sciences Research Laboratory (ASRL), Northrop Services Incorporated (NSI), Research Triangle Institute (RTI), and University of North Carolina (UNC) with good success and therefore does not appear to be a difficult technique to use.

As a result of the application of the UCR protocol in the studies mentioned above, we will present some additional recommendations for the use of this protocol and re-emphasize some important points stated in the original protocol.

#### Limit of Detection of the OH Rate Constant and Precision

As mentioned earlier UCR recommends using equation IV (the time excluded method) for calculating the OH rate constant when possible (if it can be demonstrated by using equation III that photolysis and wall reactions are not important). In such cases UCR, NSI, RTI, and UNC obtained better regression coefficients using equation IV (4). We obtained

better correlations using equation III with those compounds for which photolysis and wall loss was unimportant (acetylene, ethylene dibromide, ethylene dichloride, and the 16:1 ethane/p-dichlorobenzene irradiations). Figures 1 and 2 show the data of one acetylene irradiation plotted by both equation III and IV respectively. The respective correlation coefficients are 0.960 and 0.830. Figure 3 illustrates the estimated OH concentration-time profile for this experiment. As can be seen the OH is decreasing exponentially with time. This also means that the test and reference organics are likewise exhibiting the most rapid decrease early in the irradiation. Thus, it is critical for calculating by equation III that samples withdrawn from the reaction vessel (bag) for analysis be accurately assigned their proper time (from the start of the irradiation). Our gas chromatographic analytical system was automatically controlled to withdraw samples from the bags and inject at 3 minute intervals ( $\pm 1$  S). The UCR, NSI, RTI, and UNC experimental apparatus do not appear to be as precisely controlled. Most withdrew samples manually for analysis. Under such conditions it is difficult to achieve accurate measurements early in the irradiation where the concentrations are changing most rapidly. Thus, their use of the time excluded calculation (equation IV) obviates the need to know the irradiation time associated with a given analyses. Therefore, we recommend that data collected using the UCR protocol be analyzed by both equation III and IV (where applicable) to determine best fit.

The UCR protocol states that the procedure can be used to determine OH rates greater than  $3 \times 10^{-13} \text{ cm}^3 \text{ molec}^{-1} \text{ s}^{-1}$ . This limit is defined by the analytical precision of the method used to measure the test and reference compounds. If the protocol is applied to a test compound for

which no statistically significant loss is measured over the irradiation period, an upper limit for the rate constant can be calculated based on the loss of the reference compound and the analytical precision of the test compound. An example of this is our experiments with nitrobenzene. Our analytical precision for nitrobenzene and ethane was  $\pm 2.0\%$  and  $\pm 0.39\%$  respectively. Over a 70 minute irradiation we observed 2.66% loss of ethane but no significant loss of nitrobenzene. If one assumes that a decrease in concentration of nitrobenzene equivalent to 3 times the analytical precision would be recognized as a significant loss, then an upper limit for the rate can be calculated from equation III.

$$\frac{1}{70 \text{ min}} \ln \frac{2 \text{ ppm}}{2 \text{ ppm} - (0.0266)(2 \text{ ppm})} = \frac{1}{70} \frac{k_6}{k_7} \ln \frac{2 \text{ ppm}}{2 \text{ ppm} - (3 \times 0.02)(2 \text{ ppm})}$$

Solving for  $k_6$  where  $k_7 = 2.74 \times 10^{-13} \text{ cm}^3 \text{ molec}^{-1} \text{ s}^{-1}$  an upper limit of  $1.2 \times 10^{-13} \text{ cm}^3 \text{ molec}^{-1} \text{ s}^{-1}$  is obtained. The only reported rate for nitrobenzene is  $1.3 \times 10^{-13} \text{ cm}^3 \text{ molec}^{-1} \text{ s}^{-1}$  (12).

Error analysis is not addressed in the UCR protocol. Some discussion is warranted since the primary use of this procedure is to determine whether a given VOC is sufficiently reactive to be considered for emission control. Thus, the question may be asked: Is compound A more reactive than compound B or vice versa? If compound A and B are reacted together using the UCR protocol, then the question can be answered by the determination of the slope as defined by equations III or IV. Regression analysis can be used to determine the ratio  $k_{A-OH}/k_{B-OH}$  along with a statistical measure of its random variation i.e. standard error. Thus, if the error bar (standard error, 95% confidence interval, etc.) does not include 1.0 then compound A can be significantly ranked faster or slower than B. If the error bar includes 1.0 then they must be classified

equivalent. This procedure can be very accurate since the selected reference compound may be a benchmark compound such as ethane which defines a classification point. The method is not subject to concentration calibration errors since absolute concentrations are not required; only relative loss of compounds are measured. Determination of absolute concentrations, either OH or reactant, is usually the largest source of systematic error in absolute rate determination methods i.e. flash photolysis-resonance fluorescence.

If the protocol is used to calculate an absolute rate constant, then the error of the reference compound rate constant must be included. In general the error of the reference compound rate constant will contribute most to overall estimated error. The overall rate of  $k_6$  and its relative standard deviation (rsd) is calculated by:

$$k_6 = (k_7) (\text{slope}) = [(\text{rsd})_{k_7}^2 + (\text{rsd})_{\text{slope}}^2]^{1/2}$$

Thus, if a precisely defined rate for  $k_6$  is needed, the reference compound selected must have a rate with a commensurate small error bar.

#### Special precautions for halogenated organics

Our last recommendation concerns the application of the protocol to halogenated compounds. Pitts et al. (1) caution that use of the protocol with halogenated compounds may result in the release of halogen atoms from the molecule after attack by OH. Free halogen can then attack the reference and/or the test compound causing non-OH loss of either or both compounds. Preferential attack of either may cause the plots of equation III to become non-linear as the irradiation progresses. If the free halogen attacks both test and reference compounds indiscriminately, then no apparent effect may be seen in plots of equation III. However, if the

ratio of reference to test compound is increased from 1:1 to where the reference is in excess (i.e. 16:1) then the free halogen will preferentially react with the reference. This has the dual effect of (1) scavenging the free halogen from reacting with the test compound and (2) increasing the reference to free halogen ratio such that the loss of reference due to halogen attack is negligible compared to loss due to OH attack. NSI has studied a group of chlorinated compounds using the UCR protocol and has developed a procedure to extract a chlorine corrected OH rate constant (10). The procedure requires that irradiations be conducted over a range of reference to test compound ratios such that the ratio reflects a high excess of reference to test compound. The data is plotted by setting  $y = \ln ([R]_0/[R]_t)/\ln ([T]_0/[T]_t)$  and  $x = [T]_0/[R]_0$  where

$$V. \quad \frac{\ln ([R]_0/[R]_t)}{\ln ([T]_0/[T]_t)} = \alpha \frac{[T]_0}{[R]_0} + \frac{k_7}{k_6}$$

and  $\alpha$  is the branching ratio, the halogen (X) released resulting from OH attack on the test compound.



The slope then is equal to  $\alpha$  and the intercept is equal to  $k_7/k_6$ .

This method was used to evaluate our data for 1,2-dichloroethane, 1,2-dibromoethane, and p-dichlorobenzene. The branching ratios obtained along with their associated 95% confidence intervals are: (1) ethylene dichloride  $\alpha = 0.05 \pm 0.10$ , (2) ethylene dibromide  $\alpha = 0.86 \pm 0.97$  and (3) p-dichlorobenzene  $\alpha = 0.20 \pm 0.16$ . Since the error bars include  $\alpha = 0$  for ethylene dichloride and ethylene dibromide, more experiments would have to be performed to ascertain the possible release of free halogen. There seems to be some indication that p-dichlorobenzene may be releasing some chlorine

but further experiments would be required to confirm this effect. Nevertheless, computation of  $k_6/k_7$  for ethylene dichloride and ethylene dibromide by equation III and V indicates that neither compound is more reactive than ethane; *p*-dichlorobenzene is according to calculation by equation III and V significantly faster reacting than ethane despite the uncertainty in the role of free chlorine.

Special Cases: The OH rate constant as a misleading indicator of VOC reactivity

As outlined earlier the accuracy with which the OH-organic rate constant may be used to indicate the role the VOC will play in ozone formation is dependent on a number of factors. The key assumption is that attack of the organic by OH will lead to the formation of free radicals ( $RO_2$ ,  $HO_2$ ) which will oxidize NO to  $NO_2$  with the subsequent formation of ozone. If after attack by OH, free radicals are not formed or the organic reacts with the OH reaction product (as a free radical scavenger such as aniline) then the organic will produce less ozone than expected. Also, the OH rate constant may over-predict the ozone potential of the VOC if the OH reaction product is removed by heterogeneous processes i.e. condensation to form aerosol.

The OH rate constant may under-predict the ozone potential of a VOC if the OH reaction produces more radicals than would be predicted from the initial OH attack. An example of this is the production of photolabile compounds as a result of the initial OH-organic reaction. Subsequent photolysis of these products could produce more radicals leading to faster NO- $NO_2$  conversions with subsequent faster ozone formation rates. An example of this is acetylene which produces glyoxal upon reaction with OH radicals.

Lastly, to evaluate the overall ozone potential of a VOC, the rate of reaction of the VOC with O<sub>3</sub>, NO<sub>3</sub>, and by photolysis should be examined. Reaction by these routes in addition to OH reaction can lead to radical formation (or chain termination). Thus these processes could add to or subtract from the OH rate categorization procedure. Note: an indicator of the importance of photolysis as a tropospheric sink may be revealed by a positive y intercept (equation III) when using the OH protocol. Also if the VOC absorbs radiation at wavelengths greater than 290 nm then the possible role of photolysis should be evaluated. The photolysis rate may be further evaluated by another procedure (15).

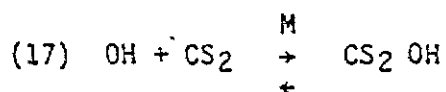
Ultimately the use of the OH rate constant as a predictor for ozone potential is a crude though fundamental first step in ranking a VOC. To accurately assess whether an incremental change in emissions of a given VOC will result in a 'significant' change in ambient ozone concentration requires an understanding of not only the OH rate constant but a thorough understanding of the products generated by the oxidation and/or photolysis of that VOC. Also the chemistry of that VOC must be assessed in conjunction with the composition and chemistry of the airshed to which the VOC is emitted.

In the following section we present some examples of compounds which may be misclassified by sole reliance on their OH rate constant. They serve to point out the importance of understanding the OH oxidation products and their chemistry.

#### Carbon Disulfide

The OH rate constant for carbon disulfide was recently measured with this protocol and found to be  $(2.7 \pm 0.6) \times 10^{-12}$  cc molec<sup>-1</sup> s<sup>-1</sup> (14). This makes CS<sub>2</sub> more reactive than ethane by a factor of approximately 10.

However, it does not necessarily follow that CS<sub>2</sub> will generate any ozone when irradiated in the presence of NO<sub>x</sub>. The reason for this is that XO<sub>2</sub> (HO<sub>2</sub>, RO<sub>2</sub> or other XO<sub>2</sub> radicals) must be produced to oxidize NO to NO<sub>2</sub>. The reaction pathway for CS<sub>2</sub> is not clear. It has been shown that the OH reaction with CS<sub>2</sub> increases with increasing pressure and increases with decreasing temperature. Also the CS<sub>2</sub>-OH reaction rate increases with increasing pressure of oxygen. Presumably the following set of reactions occur:



The peroxide radical from reaction (18) has not been identified but its decomposition products COS and SO<sub>2</sub> have been. We can therefore postulate that the following is occurring.



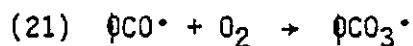
This mechanism is compatible with the data of Sickles and Wright (16) who observed ozone formation when CS<sub>2</sub> was irradiated in the presence of NO<sub>x</sub>. However, additional work is needed with this compound since the peroxy product from reaction (18) is speculative as is the formation of HO<sub>2</sub> from reaction (19). The ozone levels observed by Sickles and Wright could be a result of chamber artifacts or contamination. If additional smog chamber work indicates that ozone is produced from a CS<sub>2</sub>/NO<sub>x</sub> system, then the above mechanism is probably correct and CS<sub>2</sub> must be classified as a reactive VOC.

## Phenol, Benzaldehyde and Amines

It has been shown that some organic compounds can act as smog inhibitors when added to a reactive system. In the photooxidation of propene in the presence of  $\text{NO}_x$ , the addition of phenol, benzaldehyde and aniline greatly reduced the rate of NO conversion to  $\text{NO}_2$  and thus prevented significant ozone buildup (17). When benzaldehyde was added to a VOC/ $\text{NO}_x$  system, almost all smog manifestations decreased (less PAN, HCHO, ozone, HC reacted). However, eye irritation increased (18). All of these compounds have high OH rate constants; phenol -  $28.3 \times 10^{-12}$ , benzaldehyde -  $11.9 \times 10^{-12}$  and aniline -  $1.19 \times 10^{-10} \text{ cm}^3 \text{ molecule}^{-1} \text{ s}^{-1}$  (12).

These compounds presumably inhibit free radical formation. In the case of phenol, the OH attack on the phenol molecule either occurs at the OH substituent or on the ring. If the former happens, the phenol doesn't promote free radical reaction but produces a nitrophenol. When the aromatic ring is fractionated, apparently some free radicals are produced but not enough to sustain the formation of  $\text{RO}_2$  type radicals necessary for NO oxidation.

The photooxidation of benzaldehyde starts with the removal of the aldehydic hydrogen since this is the weakest bond. Once this happens, a rapid reaction with molecular oxygen occurs to produce a benzoyl peroxy radical,



The radical will then react with  $\text{NO}_2$  to produce peroxybenzoyl nitrate,  $\phi\text{CO}_2\text{NO}_3$  (PbzN) or will oxidize NO to  $\text{NO}_2$  to produce a benzoyloxy radical ( $\phi\text{CO}_2^\bullet$ ). This radical apparently decarboxylates to produce a phenyl radical which results in the production of o-nitrophenol after combining with  $\text{NO}_2$  in air. Thus, benzaldehyde acts as a sink for  $\text{NO}_x$  and causes

the chain length for the photooxidation reactions not to be very long and little ozone is produced. However PBzN is a strong eye irritant and probable phytotoxicant which in itself is not desirable in ambient air. Also preliminary Ames test data show PBzN has an approximately 10 fold greater mutagenic activity than PAN.

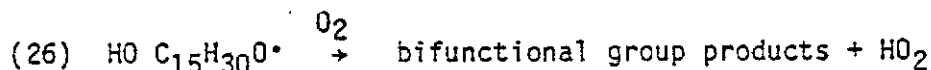
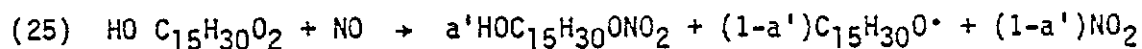
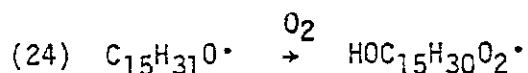
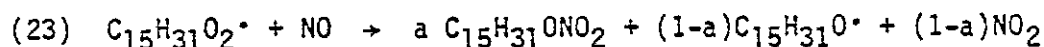
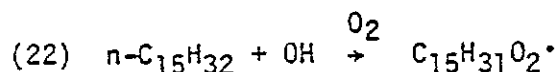
Carter and Atkinson (19) have recently determined the incremental reactivity (the effect on ozone production caused by the addition of the organic to a hydrocarbon surrogate-NO<sub>x</sub>-air mixture designed to represent the current composition of urban air) of benzaldehyde and found this reactivity to be negative with all emission and VOC/NO<sub>x</sub> ratio scenarios including a multi-day modeling scenario.

The photooxidation of amines proceeds thru the abstraction of a hydrogen both from the C-H and N-H bonds. The fate of the RNH radical is not known. For the dimethyl amine, nitrosamine, nitramine and methyl-methylene amine are produced:

It unclear whether these compounds will produce ozone upon prolonged irradiation. Diethyl hydroxyl amine (DEHA) for example has been proposed as a smog inhibitor (20). Heicklen has shown that the addition of DEHA to a photochemically reactive system can effectively control the photo-oxidation products. Product formation especially photochemically produced ozone can be inhibited as long as DEHA is present. This approach seems to work for first day irradiations as long as the DEHA persists. However, upon prolonged irradiation, both ozone and PAN are produced as products from DEHA. Also, the addition of DEHA to a reactive system produces mutagenic products (21). In the case of DEHA, one of the degradation products is acetaldehyde which is a good precursor for peroxyacetyl nitrate (PAN), a moderately strong mutagen (22).

### Long Chained Paraffins

Long chained paraffins such as those used for printing oils ( $>C_{15}$ ) react quickly with OH radicals ( $k_{OH} = 1.3 \times 10^{-11}$  cc molec $^{-1}$  sec $^{-1}$ ). However, the results of the environmental chamber experiments performed by Battelle are ambiguous (23). Some of their data suggest that the printing oils produce more ozone than ethane while some others produce less ozone than ethane. Thus, these long chain paraffins appear to be of borderline reactivity. Since those compounds have a high  $k_{OH}$  value, why do they not produce high levels of ozone? The probable reason is due to the following set of reactions:



The major differences between the higher molecular weight paraffins and the lower paraffins is the formation of stable nitrates. Rather than oxidizing the nitric oxide to  $NO_2$  (as with reaction 3), the peroxy radicals rearrange to produce alkyl nitrates. This is an extremely important factor since the formation of a nitrate serves both as a free radical removal process as well as a  $NO_x$  removal process. Carter and Atkinson (19) estimate that as much as 43% of the radicals form nitrates.

### Multi-day Effects

The UCR protocol was designed to measure the  $k_{OH}$  rate constant of a VOC. A VOC's reactivity in terms of ozone formed per amount of VOC reacted, however, as previously noted, will depend upon the chemical structure. The VOC/ $NO_x$  ratio and length of irradiation is also important. Reactive olefins such as trans-2-butene or the terpenes will at high VOC/ $NO_x$  ratios (>20/1) produce very little ozone. At high ratios, ozone is produced very quickly but the ozone quickly reacts with the olefins and little or no ozone remains. Since  $NO_x$  is also depleted through nitric acid and some peroxy acyl nitrate formation, there is insufficient  $NO_x$  to sustain ozone formation and subsequent buildup. Unless additional  $NO_x$  is added to the system, further exposure to irradiation (sunlight) similar to multi-day exposures will not produce additional ozone.

The slow reacting organics such as propane and butane show the opposite effect. In low VOC/ $NO_x$  ratios (<4/1) little or no ozone is produced on the first day of irradiation. The reason for this is that at low ratios, there are insufficient  $HO_2$  and  $RO_2$  radicals to convert all of the NO to  $NO_2$ . As long as NO is present, little ozone can be produced. However, as irradiation proceeds with the air-mass moving downwind, the VOC/ $NO_x$  ratio begins to increase due to the shorter lifetime of  $NO_x$  relative to the VOC. When this happens, usually late in the day, the solar intensity is decreasing and little ozone can be produced. On the second day conditions are more favorable for ozone formation. Sufficient  $HO_2$  and  $RO_2$  radicals are produced to sustain NO oxidation and ozone buildup will occur. Similarly, compounds that are free radical scavengers such as diethyl hydroxyl amine will also give rise to ozone upon prolonged irradiation encountered in multi-day exposures.

The favorable aspect of these observations is that ozone formation is curtailed until late in the afternoon or the next day. If curtailed, only the downwind area will be exposed to the ozone. This may not be a problem in some geographical areas. If ozone is delayed the second day, sufficient dilution will occur to reduce and spread the ozone over a larger area. If the dilution is sufficiently great, little ozone is observed on subsequent multi-day irradiations.

#### Concluding Comments and Recommendations

It is apparent that there are a significant number of compounds that are not amenable to this protocol. However, it is also apparent that these exceptions are usually compounds containing heteroatoms or are very high molecular weight compounds. We recommend that if there are any doubts concerning the reactivity of a specific compound either because of its structure or because it contains dissimilar atoms, then smog chamber experiments should be performed. These experiments involve a comparison of the photooxidation of a known concentration of ethane with  $\text{NO}_x$  in one chamber with the photooxidation of the test compound and  $\text{NO}_x$  in another chamber. By comparing the amount of ozone produced in both chambers, repeating the experiments with the compounds and chamber exchanged, the reactivity of the compound under consideration will be established.

This approach was recently tested with acetylene (24). Acetylene was found to have an OH reaction rate constant approximately three times that of ethane. We were uncertain that the reactivity of acetylene was greater than that of ethane because the mechanism for the photooxidation of acetylene is considerably different than that of ethane. The side by side experiments conclusively proved that acetylene produced more ozone upon photooxidation than ethane.

It should also be noted that reactivities measured with the  $k_{OH}$  protocol are on a molar basis. The rate constant is in  $cc \text{ molecule}^{-1} s^{-1}$  i.e., the size of the molecule is not considered. Ordinarily, this does not present any problems since one is usually concerned with mechanistic relationships. However, the size of the molecules may become important when control strategies are considered. For example, 1 ppm of a  $C_{15}$  compound (such as the printing ink oils) contain many more atoms than a  $C_3$  compound such as propane. Therefore, on a molar basis the  $C_{15}$  organic will be much more reactive (if we assume that the  $k_{OH}$  values are the same). However, on a weight basis, the  $C_{15}$  would be considered less reactive since many of the carbons, as noted earlier, will be involved in nitrate formation. When carrying out an assessment of reactivities for the purpose of regulatory action, reactivities in terms of mass emitted must be considered.

# ACETYLENE VS ETHANE TIME INCLUDED METHOD

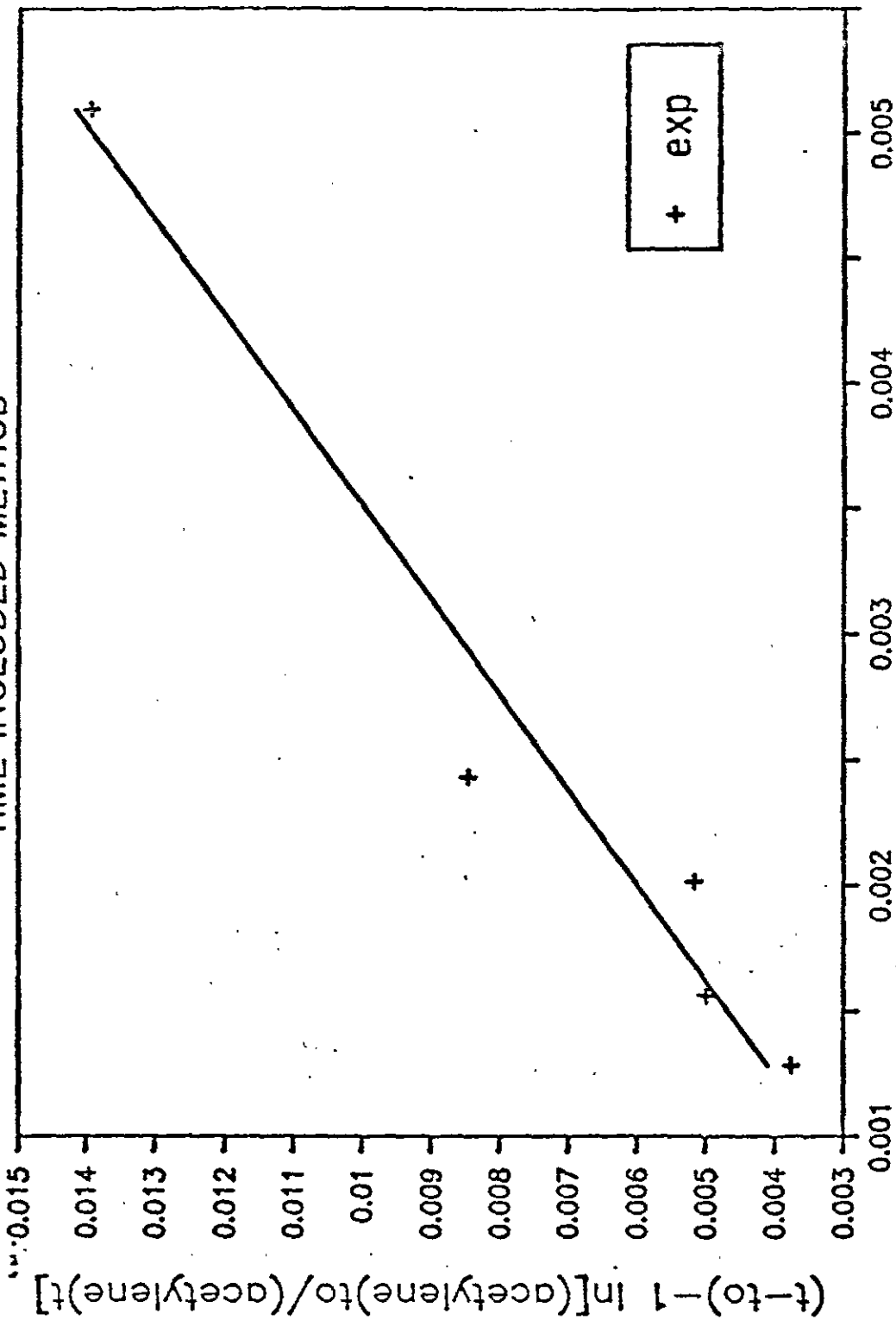
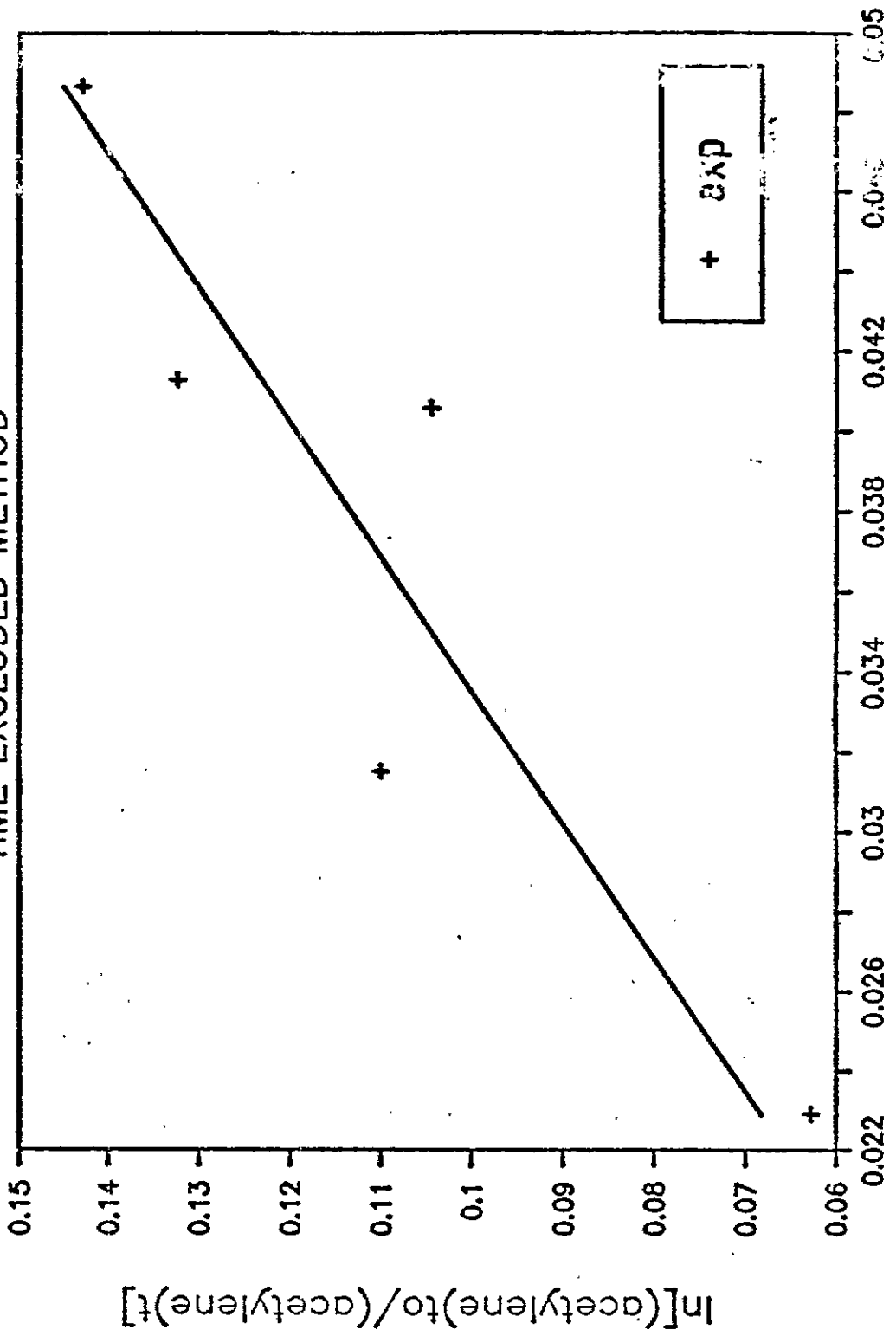


FIGURE 1. ACETYLENE DATA USING THE TIME DEPENDENT EQUATION III

2

# ACETYLENE VS ETHANE

TIME EXCLUDED METHOD



$\ln[(\text{ethane})_t / (\text{ethane})_t]$

FIGURE 2. ACETYLENE DATA USING THE TIME INDEPENDENT EQUATION 2. V

TYPICAL OH PROFILE (ESTIMATED)

METHYL NITRITE INITIAL = 15 PPM

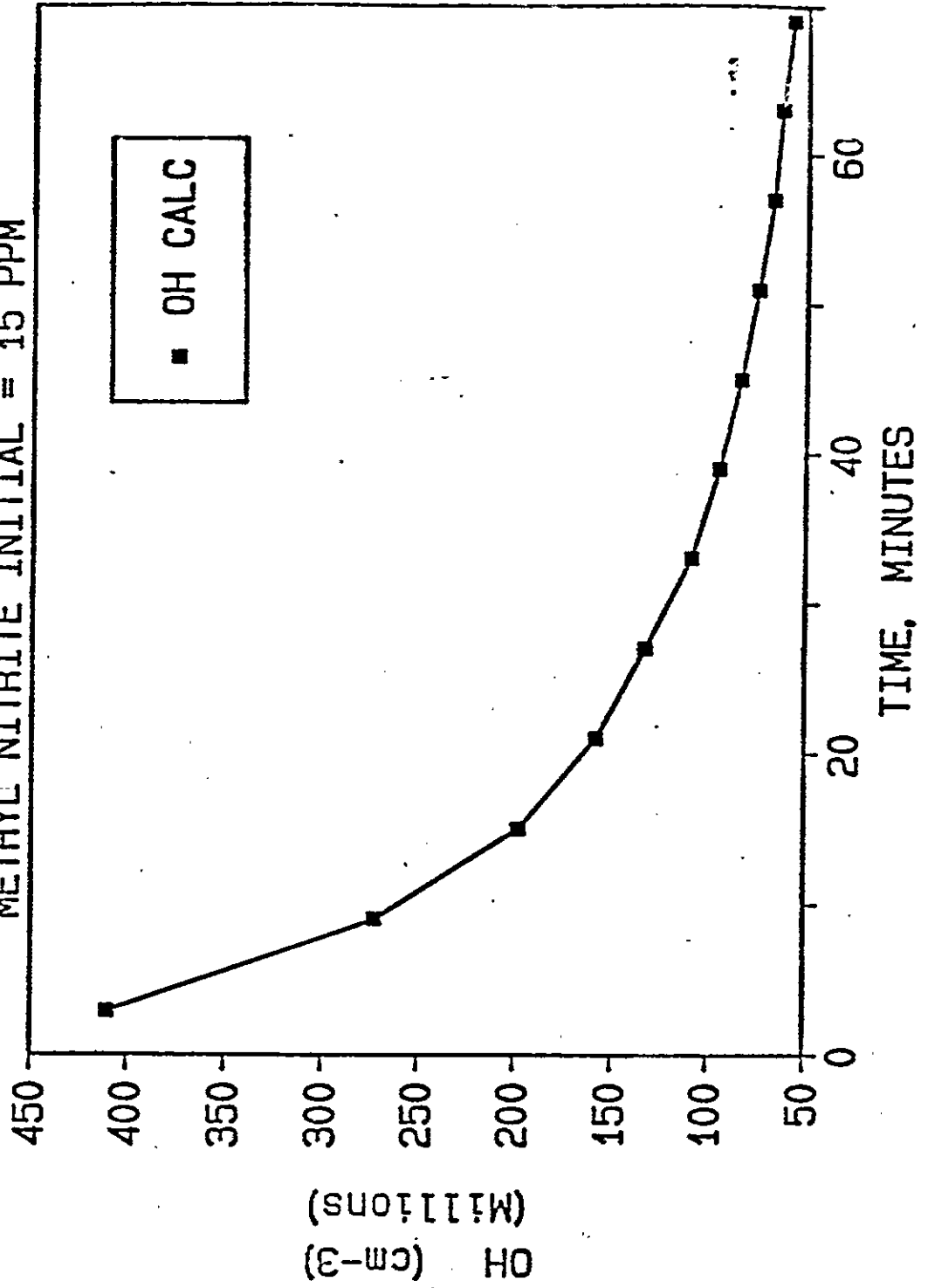


FIGURE 3. TYPICAL OH CONCENTRATION PROFILE RESULTING FROM THE PHOTODISSOCIATION OF METHYL NITRITE

## REFERENCES

1. J. N. Pitts, Jr., A. M. Winer, S. M. Aschmann, W. P. L. Carter, R. Atkinson, Experimental Protocol for Determining Hydroxyl Radical Reaction Rate Constants for Organic Compounds - Estimation of Atmospheric Reactivity. EPA Report No. 600/3-85-058, June 1985, U.S. Environmental Protection Agency, Research Triangle Park, North Carolina 27711; and R. Atkinson, W. P. L. Carter, A. M. Winer and J. N. Pitts, Jr., "An experimental protocol for the determination of OH radical rate constants with organics using methyl nitrite photolysis as an OH radical source", JAPCA: 31, 1090 (1981).
2. J. N. Pitts, Jr., A. M. Winer, K. R. Darnall, A. C. Lloyd, G. J. Doyle, Hydrocarbon Reactivity and the Role of Hydrocarbons, Oxides of Nitrogen, and Aged Smog in the Production of Photochemical Oxidants, in Proceedings of the International Conference on Photochemical Oxidant Pollution and Its Control. Vol II, EPA No. 600/3-77-001b, January 1977, U.S. Environmental Protection Agency, Research Triangle Park, N.C. 27711; and B. J. Finlayson-Pitts and J. N. Pitts, Jr. Atmospheric Chemistry, pp. 625-629 (1986).
3. R. Atkinson, S. M. Aschmann, A. M. Winer, and J. N. Pitts, Jr., "Atmospheric gas phase loss processes for chlorobenzene, benzotrifluoride, and 4-chlorobenzotrifluoride, and generalization of predictive techniques for atmospheric lifetimes of aromatic compounds" Archives of Environmental Contamination and Toxicology: 14, 417 (1985).
4. E. O. Edney, E. W. Corse, Hydroxyl Radical Rate Constant Intercomparison Study, EPA Report No. 600/3-85-056, September 1985, U.S. Environmental Protection Agency, Research Triangle Park, NC 27711.
5. E. C. Tuazon, W. P. L. Carter, R. Atkinson, and J. N. Pitts, Jr., "The gas-phase reaction of hydrazine and ozone; a non-photolytic source of OH radicals for measurement of relative OH radical rate constants. Int. J. of Chem. Kinetics: 15, 619 (1983).
6. R. Atkinson and S. M. Aschmann, "Rate Constants for the gas-phase reaction of hydroxyl radicals with biphenyl and the monochlorobiphenyls at  $295 \pm 1$  K" Environ. Sci. & Tech.: 19, 464 (1985).
7. R. Atkinson and S. M. Aschmann, "Rate constants for the reactions of  $O_3$  and OH radicals with a series of alkylens," Int. J. Chem. Kinet. 16: 259 (1984).
8. R. Atkinson and S. M. Aschmann, "Rate constants for the reaction of OH radicals with a series of alkenes and dialkenes at  $295 \pm 1$  K, Int. J. of Chem. Kinetics: 16, 1175 (1984).
9. R. Atkinson, S. M. Aschmann, A. M. Winer, and J. N. Pitts, Jr., "Rate Constants for the reaction of OH radicals with a series of alkanes and alkenes at  $299 \pm 2$  K", Int. J. of Chem. Kinetics 14: 507 (1982).

10. E. O. Edney, T. E. Kleindienst and E. W. Corse, "Room temperature rate constants for the reaction of OH with selected chlorinated and oxygenated hydrocarbons," Int. J. Chem. Kinet. 18: 1355 (1986).
11. R. R. Arnts, R. R. Seila, and J. J. Bufalini, "Determination of room temperature rate constants for acetylene, ethylene dichloride, ethylene dibromide, p-dichlorobenzene, and carbon disulfide," to be submitted to JAPCA.
12. R. Atkinson, "Kinetics and mechanisms of the gas-phase reactions of the hydroxyl radical with organic compounds under atmospheric conditions," Chem. Rev. 86: 69 (1986).
13. B. M. R. Jones, R. A. Cox and S. A. Penkett, "Atmospheric chemistry of carbon disulfide," J. Atmos. Chem. 1: 65 (1983).
14. I. Barnes, K. H. Becker, E. H. Fink, A. Reimer, F. Zabel and H. Niki, "Rate constant and products of the reaction  $CS_2 + OH$  in the presence of  $O_2$ ," Int. J. Chem. Kinet. 15: 631 (1983).
15. W. P. L. Carter, R. Atkinson, A. M. Winer, and J. N. Pitts, Jr., "Experimental protocol for determining photolysis reaction rate constants," NTIS Pup. No. PB.84-110139.
16. J. E. Sickles, R. S. Wright, Atmospheric Chemistry of Selected Sulfur-Containing Compounds - Outdoor Smog Chamber Study. Phase 1, EPA-600/7-79, 227, December 1979, U.S. Environmental Protection Agency, Research Triangle Park, NC 27711.
17. A. Gitchell, R. Simonaitis, J. Heicklen, "The Inhibition of Photochemical Smog 1. Inhibition by Phenol, Benzaldehyde, and Aniline", J. Air Pollut. Control Assoc., 24, 357 (1974).
18. R. L. Kuntz, S. L. Kopczynski, J. J. Bufalini, "Photochemical Reactivity of Benzaldehyde- $NO_x$  and Benzaldehyde-Hydrocarbon- $NO_x$  Mixtures", Environ. Sci. Technol. 7, 1119 (1973).
19. W. P. L. Carter, R. Atkinson, "An experimental study of incremental hydrocarbon reactivity," Environ. Sci. & Technol. 21, 670 (1987).
20. J. Heicklen, "Control of Photochemical Smog by Diethylhydroxylamine", Atmos. Environ. 15 229, (1981).
21. T. E. Kleindienst, E. O. Edney, G. R. Namie, "The Mutagenic Activity of Irradiated  $C_2H_4/NO_x$  Mixtures in the Presence of Diethylhydroxylamine", Atmos. Environ. 30, 971 (1986).
22. T. E. Kleindienst, P. B. Shepson, E. O. Edney, L. D. Claxton, "Peroxyacetyl nitrate: Measurement of Its Mutagenic Activity Using the Salmonella/Mammalian Microsome Reversion Assay", Mutation Res. 157, 123 (1985).

23. Battelle, Columbus Laboratory (1984), Further Investigation of the Photochemical Reactivity of Heatset Printing Oils, Summary Report on Tasks A and B to The Environmental Conservation Board of the Graphics Communications Industries C/O Graphics Arts Technical Foundation, August.
24. R. K. Arnts, J. J. Bufalini, "The Reactivity of Acetylene," Preprint of paper to be submitted to Atmos. Environ., May 1987.

June 5, 1990

HAND DELIVERED

West Virginia Air Pollution  
Control Commission  
1558 Washington Street East  
Charleston, West Virginia 25311


ATTENTION: Mr. G. Dale Farley, Director

Re: Comments on Rules Regarding Emissions of Volatile  
Organic Compounds from Storage of Petroleum in  
Fixed-Roof Tanks, Bulk Gasoline Terminals, and  
Petroleum Refinery Sources, Proposed April 10, 1990

Dear Director Farley:

Enclosed, please find for filing the comments of the West Virginia Manufacturers Association on the rules governing emissions of volatile organic compounds from storage of petroleum in fixed-roof tanks, bulk gasoline terminals, and petroleum refinery sources, proposed as amendments to Series 21, 23 and 24 on April 10, 1990 by the Air Pollution Control Commission. Thank you for your consideration of these comments, and please contact me if you have any questions.

Very truly yours,

  
Patrick M. Gallagher  
President

JCC/bjf

Enclosure

COMMENTS OF THE WEST VIRGINIA MANUFACTURERS ASSOCIATION ON  
PROPOSED AMENDMENTS TO VOC REGULATIONS  
45 CSR SERIES 21, 23, AND 24

A. INTRODUCTION

On April 13, 1990 public notice appeared in the State Register announcing the filing on April 10, 1990 of proposed amendments of the West Virginia Air Pollution Control Commission ("Commission") to the regulations regarding emissions of volatile organic compounds ("VOC") from fixed roof tanks (45 CSR 21), bulk gasoline terminals (45 CSR 23), and petroleum refinery sources (45 CSR 24) (collectively referred to as the "proposed rules" or "proposed VOC rules"). Pursuant to this notice, the West Virginia Manufacturers Association ("WVMA") files these comments concerning the proposed rules. The WVMA represents a broad cross-section of West Virginia's industrial sector. These comments on the proposed VOC rules are intended in the tradition of the active and supportive role that the WVMA has taken regarding the attainment of ambient air quality standards in West Virginia.

B. GENERAL COMMENTS

1. THE COMMISSION MUST ELIMINATE AMBIGUITIES IN THE DEFINITION OF THE "TERM VOLATILE ORGANIC COMPOUND" UNDER SECTIONS 45-21-3.25, 45-23-3.20, AND 45-24-3.27

The proposed rules would amend the definition of the term "Volatile Organic Compound" in each of the affected regulations to include any organic compound which participates in atmospheric photochemical reactions, excluding several compounds determined to have negligible effect on photochemical activity. See Sections 45-

21-3.25; 45-23-3.20; 45-24-3.27. This proposed amended definition creates a degree of uncertainty which was not present under the former definition of the term "volatile organic compound," which included any compound of carbon having a vapor pressure greater than one-tenth millimeters of mercury at standard conditions excluding carbon monoxide, carbon dioxide, carbonic acid, metallic carbides or carbonates, and ammonium carbonate.

Furthermore, it is not clear from the proposed rule what effect the Commission intended for the last sentence of the proposed definition, which states, "Where such a method also inadvertently measures compounds with negligible photochemical reactivity, an owner or operator may exclude these negligibly reactive compounds when determining compliance with an emissions standard." (emphasis supplied). This language implies that, in addition to those compounds listed, other compounds may also be excluded from the definition of "volatile organic compound" if shown by an approved test method to exhibit negligible photochemical reactivity. However, the language chosen by the Commission to express this highly practical exclusion is susceptible to misinterpretation as applying only to compounds which are "inadvertently measured."

The WVMA encourages the Commission in defining the term "volatile organic compounds," to retain the requirement that an organic compound must exhibit a vapor pressure of greater the one-tenth millimeters of mercury at standard conditions, excluding carbon monoxide, carbon dioxide, carbon acid, metallic carbides or

carbonates, and ammonium carbonate. This requirement would provide an objective standard upon which manufactures could readily determine whether a given compound's participation in atmospheric photochemical reactions is "negligible." In addition, the last sentence of the definition of the term "volatile organic compound" should be changed to state that "other organic compounds may be excluded when determining compliance with an emission standard if shown to exhibit negligible photochemical reactivity as measured by an approved test method." In this way, the definition would clearly reflect the Commission's intent that, in addition to the organic compounds specifically listed as negligible, other compounds might also be excluded from regulation as VOCs if shown to also exhibit negligible participation in atmospheric photochemical reactions.

2. THE TERM "VAPOR CONTROL SYSTEM" SHOULD BE DEFINED CONSISTENTLY IN SECTIONS 45-21-3.26, 45-23-3.19 AND 45-24-3.26, AND SHOULD BE MODIFIED TO REFLECT THE TECHNOLOGICAL IMPOSSIBILITY OF PREVENTING 100% OF VOC EMISSIONS.

The term "vapor control system" is defined in the proposed VOC rules for bulk gasoline terminals (Section 45-23-3.19) and petroleum refinery sources (Section 45-24-3.26) as "a system that prevents release to the atmosphere of volatile organic compounds emitted during the operation of any transfer, storage, or process equipment." The proposed VOC rule for fixed roof storage tanks (Section 45-21-3.26), however, defines the same term as "a device or method that collects volatile organic compound

emissions from the storage vessel (fixed roof tank) and prevents their release to the atmosphere. This includes, but is not limited to, vapor/liquid absorption, and thermal oxidation." In the interest of regulatory consistency, and because the Commission has indicated no reason why the meaning of the term "vapor control system" should vary as applied among fixed roof storage tank, bulk gasoline terminal and petroleum refinery sources, the WVMA requests that the following definition of the term "vapor control system" be adopted by the Commission for each of the above-mentioned regulatory provisions:

"Vapor Control System" means a device or method that collects volatile organic compound emissions from any transfer, storage or process equipment, and limits their release to the atmosphere. This includes, but is not limited to, vapor/liquid absorption, vapor compression, vapor cooling, vapor/solid absorption, and thermal oxidation.

This definition is based upon the more objective, unambiguous language of the "vapor control system" definition found in the proposed VOC rule regarding fixed-roof storage tanks (Section 45-21-3.26). However, the specific reference to "fixed-roof storage tanks" in Section 45-21-3.26 would be deleted in favor of the language above, in order that the definition would be equally applicable to fixed-roof storage tanks, bulk gasoline terminals, or petroleum refinery sources.

Furthermore, in describing the technological capabilities of a "vapor control system," the definition advanced by the WVMA would substitute the phrase "limits their release to the

atmosphere" for "prevents their release to the atmosphere." This change is requested in recognition of the fact that even the most advanced forms of vapor control technologies may be incapable of removing 100% of VOC emissions. Use of the word "limits" or "limitation" is thus consistent with the Commission's intent that "vapor control systems" be utilized to control or limit the emission of VOC's to the extent which is technologically possible. See Sections 45-21-1.1, 45-23-1.1 and 45-24.1. It is also consistent with the definition of "vapor recovery system" found in the U.S. EPA's regulations at 40 CFR §501 in connection with the regulation of bulk gasoline terminals ("any equipment used for containing total organic compounds vapors displaced during the loading of gasoline tank trucks") (emphasis supplied). Conversely, use of the word "prevents" or "prevention" would suggest that vapor control systems would be expected to completely eliminate emissions of VOC. Such a standard would be impossible to meet.

3. THE COMMISSION SHOULD NOT DELETE PROVISIONS PRESENTLY CONTAINED IN SECTIONS 45-21-4.4, 45-23-4.4 AND 45-24-4.4 WHICH PROVIDE FOR PETITIONS BY OWNERS AND OPERATORS OF COVERED SOURCES FOR THE GRANTING OF EXEMPTIONS ON A CASE-BY-CASE BASIS.

Presently, the regulations covering VOC emissions from fixed-roof storage tanks (Section 45-21-4.4) bulk gasoline terminals (Section 45-23-4.4), and petroleum refinery sources (Section 45-24-4.4) specifically recognize the need for case-by-case consideration of whether individual sources should be exempt from all or part of the regulatory provisions on VOC emissions applicable to such source. These regulations allow owners and

operators of individual sources to petition the Commission for exemption from applicable VOC emission standards. The Commission is then empowered to grant such petitions upon a sufficient showing that applicable VOC emission standards are technologically infeasible as applied to the specific fixed-roof tank, bulk gasoline terminal, or petroleum refinery sources. These petitions are required to include detailed analysis of proposed alternative VOC emission controls, plans for reduction of VOC emissions from related sources not covered under the VOC rules, and schedules for implementation of these proposed controls. The present VOC rules also allow the Commission to revise or terminate exemptions granted pursuant to such petitions at any time a given exemption is deemed unwarranted.

The WVMA considers the present regulatory provisions for exemption from the VOC emissions standards as both consistent with the legislative purpose of W. Va. Code §16-20-5, and essential to a flexible and balanced regulatory approach in West Virginia. The fact that such petitions are considered by the Commission on a case-by-case basis, along with the other procedural requirements of the present provisions provide sufficient protection of ambient air quality to comply with federal requirements of the state implementation plan ("SIP"). The WVMA urges the Commission to leave these provisions for case-by-case exemption from VOC standards in place until all other alternatives for reduction of VOC emissions have been exhausted.

4. THE PROPOSED PROVISIONS OF SECTIONS 45-21-4.4, 45-23-4.4, AND 45-24-4.4 REQUIRING THAT, ONCE REGULATED, A SOURCE REMAINS SUBJECT TO VOC RULES DESPITE LATER FALLING WITHIN AN EXEMPTION LEVEL, SHOULD BE ELIMINATED.

The WVMA strongly urges the Commission to delete the "once covered, always covered" provision of the proposed VOC rules, where it is stated:

If a source becomes subject to any requirement in this regulation because it exceeds an exemption level, the source shall continue to be subject to all applicable requirements, regardless of whether the source falls below the exemption level in the future.

(Sections 45-21-4.4, 45-23-4.4, and 45-24-4.4).

The WVMA objects to this proposed provision on the basis that it overreaches the statutory authority of the Commission by regulating various transfer, storage, and process equipment without regard to whether such sources pose any significant threat to ambient air concentrations. In addition, implementation of this rule would cause the Commission to divert its limited resources to the regulation of a number of sources which pose little or no threat to ambient concentrations.

5. STORAGE TANKS WITH DOUBLE SEAL INTERNAL FLOATING ROOFS SHOULD NOT BE SUBJECTED TO THE SAME MAINTENANCE, INSPECTION, REPORTING AND TESTING REQUIREMENTS AS STORAGE TANKS WITH SINGLE SEAL INTERNAL FLOATING ROOFS.

As is the case under the present regulations regarding storage tanks with internal floating roofs, the proposed rules for Series 21 do not distinguish between single seal and double seal

internal floating roofs. Thus, under the proposed rule, the maintenance requirements of Section 45-21-4.2 and 4.3, the inspection requirements of Section 45-21-7.1, the reporting requirements of Section 45-21-7.2, and the testing requirements of Section 45-21-7.3 are presumably the same for double seal internal floatation roof tanks as for single seal internal floatation roof tanks.

The proposed rule thus fails to take account of the significant safety and maintenance benefits associated with double seal internal floatation roof tanks or the difficulty of inspecting the secondary (inside) seal without emptying the tank, thus taking it out of service. This is in stark contrast to U.S. EPA regulations on the maintenance, inspection, reporting, and testing requirements of double seal internal floatation roof tanks, found at 40 CFR §60.113b(a)(3). For example, the Federal regulations require that primary outside double seal tanks put into service or modified after July 23, 1984 be visually inspected every five years, or when emptied, as opposed to the annual inspection required for single seal tanks. See 40 CFR §§60.113b(a)(3)(i); 60.113b(a)(2). Furthermore, the secondary seal of a double-seal tank need only be inspected every 10 years or when emptied, unless the secondary seal is otherwise found to contain holes or leaks. See 40 CFR §60.113(b)(a)(4). Indeed, it should be noted that, unlike the federal regulations, the rules proposed by the Commission for Series 21 fail to differentiate storage tanks on the basis of when a given tank was modified or placed into service.

See 40 CFR §§60.111(a); 60.111(b).

For these reasons, the WVMA urges the Commission to exempt double seal internal floatation tanks from the maintenance, inspection, reporting, and testing requirements of Sections 45-21-4.2 and 45-21-7.1 et. seq. of the proposed rule, or to propose alternative rules more appropriate to such tanks, such as those in similar federal rules.

6. THE DEFINITION OF THE TERM "GASOLINE" UNDER THE PROPOSED RULE FOR BULK GASOLINE TERMINALS SHOULD BE CLARIFIED TO EXCLUDE LIGHTER GRADES OF PETROLEUM PRODUCTS SUCH AS DRY GAS, PROPYLENE, AND BUTANES.

The term "gasoline" is defined in Section 45-23-3.12 of the proposed regulations as "a petroleum distillate having a Reid vapor pressure of 27.6 kPa (four (4) pounds / square inch) or greater which is used as a fuel for internal combustion engines." This definition of "gasoline" could be misconstrued as extending to the storage of lighter grade petroleum products, including dry gas, propane, propylene, and butanes. This result is inconsistent with the U.S. EPA's standards of performance for new stationary sources for bulk gasoline terminals, which apply specifically to "the total of all the loading racks at a bulk gasoline terminal which deliver liquid product into gasoline tank trucks." 40 CFR §60.500(a). This result also ignores the stated scope of Series 23 of the Commission's regulations, which states that "It is the intent of the Commission that all persons engaged in the operating of bulk gasoline terminals and the appurtenant equipment necessary to load tank trucks or trailer compartments control the emission

of volatile organic compounds through the application of reasonably available control technology." (Section 45-23-1.1).

For these reasons, and because of the insignificant contribution to total VOC emissions which are posed by the loading of these lighter grades of petroleum products into tank trucks, the WVMA encourages the Commission to amend the proposed definition of the term "gasoline" in Section 45-23-3.12 to make it clear that lighter grades of petroleum products, including dry gas, propane, propylene, and butanes, are excluded from the definition of "gasoline."

7. THE PROPOSED RULE CONCERNING BULK GASOLINE TERMINALS SHOULD BE CLARIFIED TO ALLOW THE DISCHARGE OF GASOLINE INTO SEWERS CONTAINING OIL/WATER SEPARATORS

Section 45-23-4.3 prohibits all discharges of gasoline into sewers. This provision must be clarified by prohibiting the discharge of gasoline into sewers except where the sewer is connected to an oil/water separator or other waste water treatment unit. In this way, the rule would recognize the widely accepted and environmentally sound practice of mitigating the escape of gasoline to the air after accidental spills by washing the spilled gasoline into sewers equipped with treatment units. Indeed, the Commission has recognized the need for discharges into sewers with oil/water separators in the context of petroleum refineries. See Sections 43-24-3.28 and 45-24-4.2.

C. CONCLUSION

The WVMA appreciates the opportunity to comment on these regulations, and trusts that our comments will be given due and deliberate consideration.

Submitted June 5, 1990

RECEIVED  
90 JUN -5 AM 10:0



UNITED STATES ENVIRONMENTAL PROTECTION AGENCY  
REGION III  
841 Chestnut Building  
Philadelphia, Pennsylvania 19107

JUN 4 1990

Mr. G. Dale Farley, Director  
West Virginia Air Pollution Control  
Commission  
1558 Washington Street, East  
Charleston, West Virginia 25311

Dear Mr. Farley:

In response to your request for EPA review of the draft VOC regulations being corrected pursuant to the November 1, 1989 SIP call, we have prepared the following comments. Please enter these comments as part of the public hearing record.

FIXED ROOF TANKS

§45-21-1 GENERAL

- 1.1 For clarity the Scope should also include the applicability level. The affected facilities are fixed roof storage tanks with capacities greater than 150,000 liters containing petroleum liquids with a true vapor pressure greater than 10.5 kPa.
- 1.4 This regulation should become effective upon promulgation.

§45-21-3 DEFINITION

- 3.25 The definition of VOC should be amended to include the following compounds exempted by EPA on January 18, 1989 (54 FR 1987):

- (1) Dichlorotrifluoroethane (HCFC-123)
- (2) Tetrafluoroethane (HFC-134a)
- (3) Dichlorofluoroethane (HCFC-141b)
- (4) Chlorodifluoroethane (HCFC-142b)

The fourth sentence should also be amended to read as follows: For purposes of determining compliance with emissions limits, VOC will be measured by the EPA approved test methods.

§45-21-4 CONTROL AND PREVENTION OF EMISSIONS

4.1b) West Virginia Air Pollution Control Commission (WV APCC) should amend this sub-section to read, "The source has been equipped with an approved vapor control system capable of achieving 85% emissions reduction."

4.2b) (2) WV APCC should add the word "support" following roof leg~~s~~, to keep this sub-section consistent with the entire regulation.

§45-21-7 INSPECTION, REPORTS, AND TESTING

7.1b) WV APCC should add the phrase "or once per year" at the end of this sub-section.

7.4 Any revisions to this sub-section (i.e., test procedures and reporting instructions) should be submitted to EPA as a SIP revision.

§45-21-8 COMPLIANCE PROGRAMS

This section is not acceptable to EPA, because it would not be federally enforceable. Refer to enclosure 1, Compliance Schedules for Volatile Organic Compounds (VOC's), which states that sources have one year to comply, from the date of the regulation change.

§45-21-11 INCONSISTENCY BETWEEN REGULATIONS

EPA cannot approve this section, and recommends that this section be deleted.

BULK GASOLINE TERMINALS

WV APCC needs to develop regulations to require that all tank trucks loading and unloading at bulk gasoline terminals use vapor recovery systems, and be certified leak-tight by bulk terminals.

These regulations should be developed pursuant to the CTG entitled, "Control of Volatile Organic Compound Leaks from Gasoline Tank Trucks and Vapor Collection Systems." (EPA-450/2-78-051).

§45-23-1 GENERAL

1.4 This regulation should become effective upon promulgation.

§45-23-3 DEFINITION

- 3.20 The definition of VOC should be amended to include the following compounds exempted by EPA on January 18, 1989 (54 FR 1987):
- (1) Dichlorotrifluoroethane (HCFC-123)
  - (2) Tetrafluoroethane (HFC-134a)
  - (3) Dichlorofluoroethane (HCFC-141b)
  - (4) Chlorodifluoroethane (HCFC-142b)

The fourth sentence should also be amended to read as follows: For purposes of determining compliance with emissions limits, VOC will be measured by the EPA approved test methods.

§45-23-4 CONTROL AND PREVENTION OF EMISSIONS

- 4.2(a)(1) As specified in the CTG entitled "Control of Hydrocarbons from Tank Truck Gasoline Loading Terminals" (EPA-450/2-77-026), WV APCC should amend this sub-section to read, "an approved adsorption, absorption, compression or condensation system which processes and recovers vapors and gases from the equipment being controlled capable of achieving 90% emissions reduction."

§45-23-7 REPORTS, AND TESTING

- 7.3 (a) WV APCC should amend line two of this sub-section to read, "... sampled and analyzed in an EPA approved manner such that the ...."
- 7.3 (b) WV APCC should amend line three of this sub-section to read, "... shall be computed using accepted engineering practices and in EPA approved manner ..."
- 7.3 (c) WV APCC should amend line three of this sub-section to read, "... EPA approved manner ."

§45-23-8 COMPLIANCE PROGRAMS

See comments under §45-21-8.

§45-23-11 INCONSISTENCY BETWEEN REGULATIONS

EPA cannot approve this section, and recommends that this section be deleted.

PETROLEUM REFINERY SOURCES

§45-24-1 GENERAL

- 1.4 This regulation should become effective upon promulgation.

§45-24-3 DEFINITION

- 3.27 The definition of VOC should be amended to include the following compounds exempted by EPA on January 18, 1989 (54 FR 1987):

- (1) Dichlorotrifluoroethane (HCFC-123)
- (2) Tetrafluoroethane (HFC-134a)
- (3) Dichlorodifluoroethane (HCFC-141b)
- (4) Chlorodifluoroethane (HCFC-142b)

The fourth sentence should also be amended to read, "For purposes of determining compliance with emissions limits, VOC will be measured by the EPA approved test methods."

§45-24-4 CONTROL AND PREVENTION OF EMISSIONS

- 4.2(a) WV APCC should amend this sub-section to read, "Provide approved covers and seals on all separators and forebays, and,"
- 4.3(b) WV APCC should amend this sub-section to read as follows: "Preventing emissions of volatile organic compounds from a process unit or vessel [unless] until ..."

§45-24-7 REPORTS, AND TESTING

- 7.1 WV APCC should amend the third line of this section to read, " .....to conduct or have conducted EPA approved tests to determine the compliance of such ..."

§45-24-8 COMPLIANCE PROGRAMS

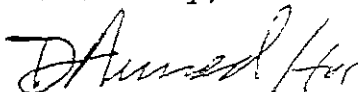
See comments under §45-21-8. In addition, WV APCC needs to add specific requirements as suggested in the control technique guideline entitled "Control of Refinery Vacuum Producing Systems, Wastewater Separators and Process Unit Turnarounds" (EPA-450/2-77-025). This provision should specify the timetable for compliance, to include the dates for ordering, receiving, installation, and start-up of necessary equipment.

§45-24-10 INCONSISTENCY BETWEEN REGULATIONS

EPA cannot approve this section, and recommends that this section be deleted.

We appreciate the opportunity to review and comment on these draft regulations. Should you have any questions regarding our comments, please feel free to call me at (215) 597-9075 or your staff may contact Ms. Jacqueline Lewis at (215) 597-6863.

Sincerely,



Marcia L. Spink, Chief  
Air Programs Branch

Enclosure



UNITED STATES ENVIRONMENTAL PROTECTION AGENCY  
Office of Air Quality Planning and Standards  
Research Triangle Park, North Carolina 27711

MAR 16 1989

MEMORANDUM

SUBJECT: Compliance Schedules for Volatile Organic Compounds  
(VOC's)

FROM: John Calcaoni, Director  
Air Quality Management Division

John Seitz, Director  
Stationary Source Compliance Division

TO: David Kee, Director  
Air and Radiation Division, Region V

We have reviewed your memorandum dated December 7, 1988 regarding two issues on compliance schedules for VOC's. The first issue pertains to U.S. Environmental Protection Agency's (EPA's) continuity policy, which requires that each source comply with an existing State implementation plan (SIP) until the new or revised SIP is met. As you stated in your memorandum, this policy has been (and continues to be) a key feature of EPA's implementation of Part D of the Clean Air Act. This memorandum reaffirms EPA's intention of supporting and maintaining this policy, particularly in light of the post-1987 SIP calls and correction of VOC deficiencies and deviations.

The second issue pertains to a source's need and/or request for additional time to comply with the revised VOC regulations. You proposed two approaches for extending compliance schedules for corrected VOC rules.

The first approach would not grant any additional compliance time except through the delayed compliance order (DCO) process. (Under the DCO process, a source may request up to an additional 3 years to comply with a VOC regulation.) We recommend this approach (i.e., immediately effective rules with case-by-case DCO's) when the changes are trivial or simply clarify previous interpretations and do not impose significant new, additional burdens on sources that were otherwise in compliance with the approved SIP. (Sources not in compliance with existing requirements should not be allowed additional compliance time,

and instead should be handled through a traditional compliance approach.) In addition, when a rule change affects only part of a source category or the State cannot document how the change will affect sources, the rule should be immediately effective (and the DCO process is appropriate).

However, this first approach (no additional compliance time) may be unduly restrictive in circumstances where previously exempted sources are newly regulated, or where sources that previously complied with the approved SIP now require major process changes and/or major capital expenditures to comply. In these instances, we recommend the second approach of setting a "presumptive norm" compliance schedule of 1 year or less (from the effective date of the revised rule). However, under this second approach, the State is obligated to clearly demonstrate that these circumstances exist for all sources eligible for this "presumptive norm." The "presumptive norm" compliance time frame would not necessarily apply to an entire source category. In this case, the State's regulation allowing the "presumptive norm" would need to clearly specify that portion of the source category affected. Conversely, the regulation would need to clearly specify that the other sources in the category have an immediately effective compliance date (i.e., the DCO is the only route available for an extension).

Under the "presumptive norm" approach, we also agree with your suggestion that any source requesting additional time beyond the 1 year would be required to apply for a DCO, rather than submitting a rule revision. If a DCO becomes necessary, we would encourage the Regional Offices to limit compliance date extensions to the minimum time necessary to comply with the modified regulations, not to exceed 3 years from the date of rule adoption. Further, the DCO should be limited only to changes made necessary by the rule change. Noncompliance incidental to the rule change should not be included in the DCO; instead, these cases should be handled through normal compliance mechanisms. In any case, EPA retains the responsibility to ensure that any compliance schedule, whether it is contained in the SIP submittal or is the result of a DCO, meets the Clean Air Act's requirements of expeditiousness.

While EPA's policy on grandfathering provisions would apply in these compliance cases (memorandum from Gerald A. Emison, Office of Air Quality Planning and Standards, to Air Division Directors, "Grandfathering of Requirements for Pending SIP Revisions," June 27, 1988), we are not aware of any SIP submittals that would be grandfathered by this policy. Please advise us if this is not the case.

If you have any questions or comments, please call John Silvasi at FTS 629-5666 or David Cole at FTS 629-5497.

Attachment

cc: R. Ossias, OGC  
Air Director, Regions I-X  
Air Branch Chief, Regions I-X  
Regional Division Directors  
Regional Air Branch Chiefs (Programs and Compliance)  
VOC Regulatory Contacts  
VOC Compliance Contacts



UNITED STATES ENVIRONMENTAL PROTECTION AGENCY REGION III  
841 Chestnut Building  
Philadelphia, Pennsylvania 19107

DEC 01 1989

RECEIVED

AGENCY: PH12:35

89 DEC -4 PH12:35

RECEIVED

Mr. Dale Farley, Director  
West Virginia Air Pollution Control Commission  
1558 Washington Street, East  
Charleston, West Virginia 25311

Dear Mr. Farley:

On November 8, 1989, Edwin B. Erickson, EPA Region III Regional Administrator, notified Governor Caperton that the State Implementation Plan (SIP) was substantially inadequate to achieve the National Ambient Air Quality Standards (NAAQS) for certain areas within the State of West Virginia. Additional air quality data that have since been obtained for 1988 have shown that Greenbrier County and the Charleston Metropolitan Statistical Area (MSA) are now showing ozone nonattainment. The Charleston, West Virginia MSA consists of Kanawha and Putnam Counties.

The letter to Governor Caperton requested that West Virginia respond to EPA's letter in two phases. The second phase of the response will follow the issuance of EPA's final program requirements for ozone and CO nonattainment areas, and therefore will not be addressed in this letter. The first phase response, however, is expected in the near future. This phase involves:

- (1) correcting deficiencies and inconsistencies in existing regulations;
- (2) developing a base year emission inventory for Greenbrier County and Charleston MSA; and
- (3) if the Clean Air Act Amendments and/or EPA policy requires it, commit to and develop a schedule for conducting an ambient sampling program for nonmethane organic compounds (NMOC).

Correcting Existing Deficiencies and Inconsistencies

On November 24, 1987, EPA proposed its post-1987 ozone and CO policy. Appendix D of the proposed policy contained a listing of

SIP deficiencies and inconsistencies that should be addressed and corrected when States respond to notifications of SIP deficiencies. On May 24, 1988, EPA prepared a supplement to Appendix D entitled, Issues Relating To VOC Regulations, Cutpoints, Deficiencies, and Deviations, to provide additional clarification of those deficiencies described in Appendix D (Enclosure 1). This document addresses existing reasonable available control technology regulations for volatile organic compounds (VOC's) that have not been adopted and/or that have been implemented on a nationally inconsistent basis.

This clarification does not expand or modify existing regulatory requirements, but merely enhances Appendix D by providing more specific and detailed guidance. This document addresses many of the Appendix D problems found during EPA's review of State regulations following the April 1987 letter from the EPA Administrator to the Governors. Corrections of the deficiencies described in the document will provide for a greater degree of equity and national consistency among all States and localities that develop and implement revised plans to deal with the continuing ozone problem.

EPA has reviewed the West Virginia regulations identified in Enclosure 2 and has included guidance on how those regulations can be changed to meet the required Reasonably Available Control Technology (RACT) level of control. While we believe that we have identified, in Enclosure 2, all known deficiencies and inconsistencies in your existing VOC regulations, we request that you independently ascertain that your SIP is consistent with the May 24, 1988 guidance, the Control Techniques Guideline (CTG) documents, and Enclosure 2.

#### Emission Inventory

Guidance concerning methodologies for preparing VOC emission inventories, "Procedures for the Preparation of Emission Inventories for Precursors of Ozone", Volume I, EPA-450/4-88-021, December 1988, and guidance for preparation of the Mobile Source Inventory "Procedures For Emission Inventory Preparation", Volume IV, Mobile Sources EPA-450/4-81-026d (revised), July 1989, have previously been sent to you.

#### Workplan

To assure timely action on the first phase requirements, we are asking you to develop a work plan describing both interim and final milestones for completing these various tasks, and to submit that plan to the Regional Office within 60 days of receiving this letter. This work plan should show expeditious completion of Phase I activities. Generally, EPA presumes expeditious to mean one (1) year from the date the plan is submitted. The work plan should provide a timetable for at least the following activities:

Regulatory Actions

Completion of technical analysis (as appropriate);  
Preparation of draft rule/regulations;  
Notification of public hearing;  
Hearing date;  
Adoption date;  
Date of submission to EPA.

Emission Inventory


Submittal of format/sample calculations;  
Data collection;  
Submittal of draft inventory.

When preparing your work plan please account for EPA's need to review your drafts and for the time needed for you to incorporate EPA's comments.

I realize that resource constraints have made it difficult to comply with the 1988 ozone SIP call. When you develop your work plan as described above, you should indicate your progress in satisfying the previous SIP call requirements. This new SIP call should not interfere with the progress of the 1988 SIP call. The 1988 SIP call commitments must be met.

We hope that EPA and West Virginia will work closely in the coming months in order to fully respond to both this and last year's SIP calls in a more timely manner. We look forward to your response by January 31, 1990. Please feel free to contact me or Marcia L. Spink, Chief, Air Programs Branch, at (215) 597-9075, if you have any questions.

Sincerely



Thomas J. Maslany, Director  
Air, Toxics & Radiation  
Management Division

2 Enclosures

## Enclosure 2

## WEST VIRGINIA REGULATION DEVIATION AND DEFICIENCIES

## I. Regulation XXI - Storage of Petroleum Liquids in Fixed Roof Tanks

## A. Definitions

1. Section 3.15 - The definition of "hydrocarbon" may be eliminated since the term "volatile organic compound" will be used exclusively to refer to those organic compounds which contribute to ozone formation.

2. Section 3.17 - The definition of "organic material" may be eliminated for the same reason already stated above.

3. Section 3.27 - The definition of "volatile organic compound" (VOC) should be changed, consistent with EPA guidance. The most current definition of VOC is:

"Any organic compound which participates in atmospheric photochemical reaction. This includes any organic compound other than the following compounds: methane, ethane, methyl chloroform (1,1,1-trichloroethane), CFC-113 (trichlorotrifluoroethane), methylene chloride, CFC-11 (trichlorofluoromethane), CFC-12 (dichlorodifluoromethane), CFC-22 (chlorodifluoromethane), FC-23 (trifluoromethane), CFC-114 (dichlorotetrafluoroethane), CFC-115 (chloropentafluoroethane). These compounds have been determined to have negligible photochemical reactivity. For purposes of determining compliance with emission limits, VOC will be measured by the approved test methods. Where such a method also inadvertently measures compounds with negligible photochemical reactivity, an owner or operator may exclude these negligibly reactive compounds when determining compliance with an emissions standards."

## B. Section 4 - Control and Prohibition of Emissions

1. Section 4.01(c) - EPA cannot generically approve any alternative control system into a State regulation which is not explicitly described in the regulation.

Action:

Before inclusion of this section into West Virginia's SIP, West Virginia must clearly specify that any such alternative compliance plans must be submitted to EPA for approval. Alternatively, West Virginia may delete this provision from its regulations. Deletion of the provision does not prohibit any source from soliciting

approval for alternative compliance plans.

2. Section 4.03 - The reference to "Alternative Control System" should be deleted or modified to reflect an EPA approved alternative control system.

3. Section 4.04 - This section provides for alternative compliance plans to be approved by the State. As stated above, EPA cannot allow such generic authority.

Action:

Before inclusion of this section into West Virginia's SIP, West Virginia must clearly specify that any such alternative compliance plans must be submitted to EPA for approval. Alternatively, West Virginia may delete this provision from its regulations. Deletion of the provision does not prohibit any source from soliciting approval for alternative compliance plans.

II. Regulation XXIII - Bulk Gasoline Terminals

A. Definitions

1. Section 3.13 - Definition of hydrocarbon - See I.A.1 above

2. Section 3.14 - Definition of Organic material - See I.A.2 above

3. Section 3.22 - The definition of volatile organic compound should be changed to that described above in I.A.3.

B. Section 4 - Control and Prohibition of Emissions

1. Section 4.02(3) - The reference to an alternative control system approved by the Commission should either be deleted or modified to state that the alternative control system must be approved by the Commission and EPA.

2. Section 4.04 - See comments above in I.B.1 and I.B.3

Action:

Before inclusion of this section into West Virginia's SIP, West Virginia must clearly specify that any such alternative compliance plans must be submitted to EPA for approval. Alternatively, West Virginia may delete this provision from its regulations. Deletion of the provision does not prohibit any source from soliciting State and EPA approval for alternative compliance plans.

3. Issue: Compliance test methods and procedures should be specified in regulations.

Action:

Before inclusion of this regulation into West Virginia's SIP, West Virginia must add test methods and recordkeeping procedures so that compliance with the standard can be determined. West Virginia should consult EPA Document 450/2-77-026 "Control of Hydrocarbons from Tank Truck Gasoline Loading Terminals" to find the appropriate compliance test methods and procedures for the State regulations.

III. Regulation XXIV - Petroleum Refinery Sources

A. Definitions

1. Section 3.16 - Definition of hydrocarbon - see I.A.1 above
2. Section 3.17 - Definition of organic material - see I.A.2 above
3. Section 3.29 - Definition of VOC - see I.A.3 above

B. Section 4 - Control and Prevention of Emissions

1. Section 4.01(b)(3) - Alternative control systems - EPA cannot approve of such generic authority. See comments for I.B.1 above.
2. Section 4.02(b) - Alternative control system. See comments for I.B.1 above.
3. Section 4.04 - Alternative compliance plans - See comments for I.B.1 above.

IV. For all the above regulations, records should be required to be kept by the source for a two (2) year period. In addition to this requirement and in lieu of specific recordkeeping requirements for each source category, West Virginia may choose to place a generic recordkeeping requirement applicable to all regulations stating that records must be kept such that compliance with the applicable standard may be determined. In addition, sources which now exceed or have ever exceeded the exemption level described in the specific regulation, are required to be subject to the regulation from that time forward. This is described as the concept of "once-in-always-in".

RECEIVED

90 JUN 13 AM 10:34

WEST VIRGINIA  
AIR POLLUTION CONTROL COMMISSION  
WEST VIRGINIA AIR POLLUTION CONTROL COMMISSION

## PUBLIC HEARING

IN RE: PROPOSED AMENDMENTS TO REGULATION 21  
PROPOSED AMENDMENTS TO REGULATION 23  
PROPOSED AMENDMENTS TO REGULATION 24

TRANSCRIPT OF PROCEEDINGS HAD IN THE CONFERENCE ROOM  
AT THE OFFICES OF THE WEST VIRGINIA AIR POLLUTION CONTROL  
COMMISSION AT 1558 WASHINGTON STREET, EAST, CHARLESTON,  
KANAWHA COUNTY, WEST VIRGINIA, ON THE 5TH DAY OF JUNE, 1990,  
AT 9:15 A.M., PURSUANT TO NOTICE DULY GIVEN.

HUDSON REPORTING  
402 POPLAR FORK ROAD  
SCOTT DEPOT, WV 25560  
(304) 757-8192



## INDEX

## PROPOSED AMENDMENTS:

REGULATIONS 21, 23, AND 24 PAGE 4

## SPEAKER:

MR. PATRICK GALLAGHER PAGE 7

REPORTER'S CERTIFICATE PAGE 18

MR. DOUGLASS: I'D LIKE TO CALL THIS MEETING BEFORE THE AIR POLLUTION CONTROL COMMISSION TO ORDER. WE'RE HAVING PUBLIC HEARINGS TODAY AND WE HAVE A COURT REPORTER ON HAND, SHIRLEY HANSON OF HUDSON REPORTING. ANYONE WISHING A COPY OF THE HEARING SHOULD MAKE THEIR OWN ARRANGEMENTS WITH THE COURT REPORTER.

THE COMMISSION PRESENT TODAY IS L. NEWTON THOMAS, SAMUEL KUSIC, JOSEPH SCHOCK, CLEVE BENEDICT, AND CHAIRMAN CREDE DOUGLASS.

THE FIRST ITEM ON THE AGENDA IS PROPOSED AMENDMENTS TO REG 21, "TO PREVENT AND CONTROL AIR POLLUTION FROM THE STORAGE OF PETROLEUM LIQUIDS IN FIXED ROOF TANKS".

DO WE HAVE ANYONE WHO WISHES TO BE HEARD?

MR. FARLEY: JUST BRIEFLY, TO OPEN ON THIS, THOSE FIRST THREE REGULATIONS THAT WE HAVE ON THE AGENDA TODAY FOR AMENDMENT COULD PROBABLY BE HEARD, FROM A PRACTICAL STANDPOINT, TOGETHER. I WOULD IMAGINE THAT'S THE WAY WE WOULD GET COMMENTS, BUT WE COULD SEE HOW THAT WOULD GO AS FAR AS ANY PUBLIC COMMENTS. THESE REGULATIONS ARE BEING AMENDED BASED UPON AN ANALYSIS OF THE REGULATIONS DONE BY E.P.A. EARLIER. THIS IS PURSUANT TO A WORK PLAN WE FILED IN EARLY FEBRUARY OF THIS YEAR WITH E.P.A. TO DO VARIOUS THINGS TO SATISFY NON-

ATTAINMENT PROBLEMS. WITH THAT BEING SAID, I'LL LET JOHN BENEDICT MAKE A FEW COMMENTS ABOUT THE REGULATIONS IN THAT HIS GROUP DID THE ANALYSIS ON THEM.

MR. JOHN BENEDICT: MY NAME IS JOHN BENEDICT AND I AM THE CHIEF OF THE PLANNING DIVISION FOR THE AGENCY.

THE FIRST REGULATION, REGULATION 21, DEALS WITH CONTROLLING VOLATILE ORGANIC COMPOUND EMISSIONS FROM THE STORAGE OF PETROLEUM LIQUIDS IN FIXED-ROOF TANKS. BASICALLY, THIS ONLY COVERS TANKS OF ABOUT 39,000 GALLONS OR MORE CAPACITY AND WHICH STORE FLUIDS WITH 1.52 P.S.I.A. TOTAL VAPOR PRESSURES.

GENERALLY, WHAT WE'RE CONCERNED WITH IS THE STORAGE OF GASOLINE IN FIXED-ROOF TANKS. AND, AS DALE SAID, THE REVISIONS WERE TO ADDRESS E.P.A.'S DEFICIENCIES AND E.P.A.'S REQUIREMENTS TO PROVIDE A GREATER DEGREE OF EQUITY AND NATIONAL CONSISTENCY ON ALL THE REGULATIONS IN ALL STATES.

WE'VE ADDED -- ORIGINALLY, THE REGULATION, IT WAS A 1979 VERSION AND IT ONLY AFFECTED KANAWHA, PUTNAM AND JUST A PORTION OF FAYETTE COUNTY THAT CONSIDERED AIR QUALITY CONTROL WAS POOR -- WE'VE ADDED FOUR COUNTIES, CABELL, WAYNE, WOOD, AND GREENBRIER, WHICH HAVE RECENTLY BEEN IDENTIFIED AS NON-ATTAINMENT FOR OZONE.

RUPERT BURFORD IS SITTING IN THE BACK. HE'S ON OUR PLANNING STAFF RIGHT NOW. HE DID AN ANALYSIS AND REVIEWED THE INVENTORIES OF ALL THESE REGIONS TO DETERMINE HOW THIS PARTICULAR REG WOULD AFFECT THESE VARIOUS SOURCES. BASICALLY, IT DOESN'T AFFECT ANY SOURCE OTHER THAN MAYBE THE REQUIREMENT TO KEEP RECORDS OF THEIR THROUGHPUTS AND TESTING FOR A TWO-YEAR PERIOD OF TIME, AND WE MAY REQUIRE TESTING AT SOME POINT.

MOST FACILITIES HAVE ALREADY GONE TO FLOATING ROOFS FOR THEIR GASOLINE STORAGE JUST TO SAVE THE VAPORS THAT WOULD BE LOST BY LOADING THROUGH THE TANK AND OUTLOADING TO THE TANK. SO, GENERALLY, THIS REGULATION IS BEING UPDATED BUT IT REALLY HAS NO EFFECT ON ANY SOURCE WITHIN THE STATE OTHER THAN THE TESTING RECORD REQUIREMENTS.

MR. DOUGLASS: ANY QUESTIONS? DO YOU HAVE ANYTHING ON NUMBER 2 OR NUMBER 3?

MR. JOHN BENEDICT: LET ME SKIP TO REGULATION 24, CONTROLLING VOLATILE ORGANIC COMPOUND EMISSIONS FROM PETROLEUM REFINERIES. WE ORIGINALLY ENACTED OR PROMULGATED THIS REGULATION TO CONTROL THE PENNZOIL FALLING ROCK FACILITY UP ELK RIVER. IT HAS SINCE BEEN CLOSED. SO, REVIEWING ALL THE AFFECTED AREAS, THOSE ADDITIONAL COUNTIES, TO OUR KNOWLEDGE, THERE ARE NO REFINERIES THAT THIS REGULATION WOULD COVER IN ANY OF THE AFFECTED AREAS. AND THE COMMISSION MAY CONSIDER AT

SOME POINT EITHER GETTING RID OF THIS REGULATION OR RETAINING THIS REGULATION.

WE DO HAVE REFINERIES IN AREAS THAT AREN'T IN THE AFFECTED AREAS AND AT SOME POINT IN TIME THIS COMMISSION MAY HAVE TO IMPLEMENT A REGULATION CONTROLLING EMISSIONS FROM THOSE PARTICULAR REFINERIES SHOULD WE FIND OURSELVES IN AN OZONE NON-ATTAINMENT SITUATION IN THOSE AREAS OR THE CLEAN AIR ACT, DEPENDING ON WHAT VERSION COMES OUT THAT MAY REQUIRE THE CONTROL OF THESE TYPE SOURCES.

MR. DOUGLASS: DO WE HAVE ANY COMMENTS FROM THE PUBLIC?

MR. GALLAGHER: YES.

MR. DOUGLASS: WILL YOU COME FORWARD AND BE SWORN IN?

(WITNESS SWORN)

THEREUPON CAME

**PATRICK GALLAGHER**

WHO, HAVING BEEN FIRST DULY SWORN ACCORDING TO LAW, TESTIFIED AS FOLLOWS:

MR. GALLAGHER: MY NAME IS PATRICT GALLAGHER AND I'M PRESIDENT OF THE WEST VIRGINIA MANUFACTURERS ASSOCIATION. WVMA REPRESENTS A 250-MEMBER COMPANY. FOR YOUR INFORMATION, I HAVE SEVERAL WRITTEN COMMENTS WHICH I'LL LEAVE WITH THE

COMMISSION UPON CONCLUSION OF MY VERY BRIEF REMARKS.

THE WVMA REPRESENTS A BROAD CROSS-SECTION OF WEST VIRGINIA'S INDUSTRIAL SECTOR. OUR COMMENTS ON THE PROPOSED VOLATILE ORGANIC COMPOUND RULES ARE FULLY IN THE POSITION OF THE ACTIVE AND SUPPORTIVE ROLE THAT THE WVMA HAS TAKEN REGARDING THE ATTAINMENT OF AMBIENT AIR-QUALITY STANDARDS IN WEST VIRGINIA.

FIRST OF ALL, THE WVMA BELIEVES THAT THERE IS A NEED TO ELIMINATE AMBIGUITIES IN THE DEFINITION OF THE TERM "VOLATILE ORGANIC COMPOUND". THE PROPOSED DEFINITION CREATES A DEGREE OF UNCERTAINTY WHICH WAS NOT PRESENT UNDER THE FORMER DEFINITION. WE BELIEVE YOU SHOULD RETAIN THE EXISTING DEFINITION WHICH INCLUDES THE REQUIREMENT THAT AN ORGANIC COMPOUND MUST EXHIBIT A VAPOR PRESSURE GREATER THAN ONE-TENTH MILLIMETER OF MERCURY AND THAT THE TERM BE MADE TO INCLUDE THAT OTHER ORGANIC COMPOUNDS WHICH EXHIBIT NEGLIGIBLE PHOTOCHEMICAL REACTIVITY BY AN APPROVED TEST METHOD MAY BE EXCLUDED FROM THE DEFINITION.

TWO. THE TERM "VAPOR CONTROL SYSTEM" SHOULD BE MODIFIED TO BE CONSISTENT IN ALL SECTIONS OF THE REGULATION AND TO REFLECT THE TECHNOLOGICAL IMPOSSIBILITY OF PREVENTING 100 PER CENT OF VOC EMISSIONS.

THREE. THE COMMISSION SHOULD NOT DELETE PROVISIONS WHICH PROVIDE OWNERS AND OPERATORS OF COVERED SOURCES A MEANS FOR PETITIONING FOR EXEMPTIONS ON A CASE-BY-CASE BASIS.

FOUR. THE WVMA FURTHER BELIEVES THAT, WHEN AN OWNER-OPERATOR DECREASES HIS EMISSIONS BELOW AN EXEMPTION LEVEL, THEY SHOULD NOT CONTINUE TO BE REGULATED.

IMPLEMENTATION OF THE PROPOSED RULE WOULD CAUSE THE COMMISSION TO DIVERT ITS ALREADY LIMITED RESOURCES TO THE REGULATION OF A NUMBER OF SMALL SOURCES WHICH POSE LITTLE OR NO THREAT TO THE AMBIENT CONCENTRATIONS.

FIVE. THE ASSOCIATION ALSO BELIEVES STORAGE TANKS HAVING DOUBLE-SEAL INTERNAL FLOATING ROOFS SHOULD NOT BE SUBJECTED TO THE SAME MAINTENANCE, INSPECTION, REPORTING AND TESTING REQUIREMENTS AS THOSE HAVING SINGLE-SEAL INTERNAL FLOATING ROOFS. WE URGE THE COMMISSION TO ADOPT RULES MORE APPROPRIATE TO THESE TANKS SUCH AS THOSE IN SIMILAR FEDERAL RULES.

SIX. WE REQUEST THE COMMISSION TO CONSIDER CLARIFYING THE DEFINITION OF THE TERM "GASOLINE" TO EXCLUDE LIGHTER GRADES OF PETROLEUM PRODUCTS SUCH AS DRY GAS, PROPYLENE, AND BUTANES. VOC EMISSIONS FROM LOADING THESE LIGHTER GRADES OF PETROLEUM PRODUCTS WOULD BE INSIGNIFICANT COMPARED TO REGULAR GASOLINE.

FINALLY, FOR SAFETY REASONS, WE BELIEVE SPILLED GASOLINE AT BULK GASOLINE STORAGE TERMINALS SHOULD BE ALLOWED TO BE FLUSHED INTO SEWER SYSTEMS CONTAINING OIL AND WATER SEPARATORS. THE COMMISSION RECOGNIZES SUCH PRACTICES FOR PETROLEUM REFINERIES.

THE WVMA APPRECIATES THE OPPORTUNITY TO COMMENT ON THESE REGULATIONS. AS I NOTED EARLIER, I WILL LEAVE WITH EACH OF YOU A MORE DETAILED WRITTEN COMMENT ON EACH OF THE ITEMS PREVIOUSLY MENTIONED. THANK YOU.

MR. DOUGLASS: THANK YOU.

(WITNESS EXCUSED)

MR. DOUGLASS: DO WE HAVE ANYONE ELSE WHO WANTS TO SPEAK TO THE COMMISSION?

(NO RESPONSE)

MR. FARLEY: JOHN, DO YOU THINK YOU NEED TO MAKE ANY COMMENTS ABOUT REG 23?

MR. JOHN BENEDICT: YES.

MR. FARLEY: YOU MIGHT WANT TO MAKE ANOTHER COMMENT OR TWO ABOUT THAT PARTICULAR REGULATION.

MR. JOHN BENEDICT: SHOULD I ATTEMPT TO ADDRESS SOME OF HIS CONCERNS?

MR. KOPELMAN: HE'S ASKING YOU IF YOU ALL WOULD LIKE MAYBE A REBUTTAL TO THE CONCERNS FROM THE WEST VIRGINIA

MANUFACTURERS ASSOCIATION? GO AHEAD.

MR. JOHN BENEDICT: I THINK WE'LL HAVE TO LOOK A LITTLE CLOSER AT THE DEFINITION OF VOC. WE WENT BY WHAT E.P.A. SUGGESTED ON VOC WHICH DOES EXCLUDE SOME OF THE THINGS THAT WERE DISCUSSED. IT EXCLUDES METHANE, EXANE, METHYLENE CHLORIDE, A LOT OF THE CFC COMPOUNDS. IT ALSO MENTIONS, AND THIS IS ON PAGE FOUR OF THAT REG 21 WHICH -- THESE DEFINITIONS ARE CONSISTENT IN THE REGULATION. AND IT ALSO SAYS, "FOR THE PURPOSE OF DETERMINING COMPLIANCE WITH EMISSION LIMITS, VOC'S WILL BE MEASURED BY THE APPROVED TEST METHODS WHERE SUCH A METHOD ALSO INADVERTENTLY MEASURES COMPOUNDS WITH NEGLIGIBLE CHEMICAL REACTIVITY AND OTHER OPERATORS MAY EXCLUDE THESE NEGLIGIBLE REACTIVE COMPOUNDS WHEN DETERMINING COMPLIANCE." SO, I THINK THAT MAY ADDRESS SOME OF HIS CONCERNS.

AS FAR AS THE ALTERNATIVE CONTROL SYSTEM, E.P.A., IN ORDER TO MAKE -- PART OF ITS SIP REQUIREMENT, E.P.A. HAS TO APPROVE ANYTHING THE COMMISSION APPROVES BEFORE THE REGULATIONS BECOME SIP-APPROVABLE. SOME OF E.P.A.'S COMMENTS WERE THAT IT GAVE TOO MUCH DISCRETION TO THE COMMISSION TO ALLOW A FACILITY TO HAVE AN ALTERNATIVE-CONTROLLED SYSTEM. AND, ULTIMATELY, E.P.A. WOULD HAVE TO APPROVE WHATEVER THE DECISION THE COMMISSION MADE ALLOWING SOMEBODY TO DO THAT. I GUESS, IN OUR VIEW, AND LARRY MAY CORRECT ME, WE CAN ALWAYS

ENTER INTO A CONSENT ORDER IF SOMEBODY WISHES NOT TO MEET CERTAIN PROVISIONS OF THE REGULATION AND HAS AN ALTERNATIVE-CONTROLLED PROGRAM. WE'VE DONE THAT REGULARLY. SO, BASICALLY, WE DID DELETE A LOT OF LANGUAGE WITHIN THE REGULATION ALLOWING ALTERNATIVE-CONTROL SYSTEMS, BUT WE'VE ALWAYS HAD THE OPTION OF A CONSENT ORDER. WE HAVE TO LOOK AT THE DOUBLE-SEAL VERSUS --

MR. KOPELMAN: JOHN, CAN I INTERRUPT YOU THERE?

MR. JOHN BENEDICT: YES.

MR. KOPELMAN: IF WE DID A CONSENT ORDER, DOES THAT HAVE TO BE SUBMITTED TO E.P.A. AS A SIP CHANGE?

MR. JOHN BENEDICT: YES.

MR. KOPELMAN: EACH CHANGE WOULD HAVE TO BE SUBMITTED?

MR. JOHN BENEDICT: YES. AT THE OUTSET WE HAVE TO LOOK A LITTLE CLOSER INTO THE DOUBLE-SEAL VERSUS THE SINGLE-SEAL ISSUE. GASOLINE, THE LIGHTER GRADES, AGAIN, WE HAVE TO LOOK A LITTLE CLOSER. DISTILLED GAS, THAT'S SOMETHING WE NEVER CONSIDERED, AND I DON'T KNOW HOW IMPORTANT OR RELEVANT THAT IS, BUT WE WILL GET BACK TO THE COMMISSION AND ADDRESS THOSE QUESTIONS.

ONE OTHER REGULATION IS REG 23 WHICH COVERS THE EMISSIONS OF VOC OR VOLATILE ORGANIC COMPOUND EMISSIONS FROM

BULK GASOLINE TERMINALS. A TERMINAL IS CONSIDERED ANYTHING--  
A TERMINAL THAT PRODUCES GREATER THAN 20,000 OR HAS A FLOW-  
THROUGH OF 20,000 GALLONS PER DAY OF GASOLINE. BULK STORAGE  
FACILITIES MAY BE LESS THAN THAT AND AT SOME POINT IN TIME WE  
WILL BRING BEFORE THE COMMISSION REGULATIONS CONTROLLING BULK  
STORAGE TANKS ALSO.

RECENT ANALYSIS OF THE FACILITIES IN THE AFFECTED  
AREA ONLY SHOWS THIS WOULD AFFECT THE PENNZOIL FACILITY UP ELK  
RIVER. BASICALLY, THIS REGULATION REQUIRES SOME TYPE OF VAPOR  
RECOVERY SYSTEM ON THE LOADING OF GASOLINE FROM BULK-STORAGE  
TANKS INTO TRUCKS. THE PENNZOIL FACILITY -- THIS REGULATION  
WAS FIRST ADOPTED IN 1979. AT THAT TIME PENNZOIL ASKED FOR AN  
EXEMPTION FROM THE COMMISSION. THEY CONTENDED THEY WERE GOING  
TO SHUT DOWN THE ELK RIVER REFINERY AND, THUS, THEY WERE GOING  
TO HAVE MUCH MORE REDUCTION IN VOC EMISSIONS AND, ESSENTIALLY,  
THEY WERE ASKING FOR A TRADE-OFF -- DON'T LET US CONTROL OUR  
FACILITY HERE AND WE'RE TRADING OFF THESE EMISSIONS BY  
SHUTTING DOWN THE ELK RIVER REFINERY. SINCE THAT TIME WE'VE  
HAD EXCEEDANCE OF THE OZONE STANDARD WITH THAT FACILITY UNDER  
CONTROL.

THEY HAVE ONE LOADING RACK AND THEY HAVE THREE  
POSITIONS. IN OTHER WORDS, THEY LOAD OUT THREE GRADES OF  
GASOLINE THROUGH THAT LOADING RACK. LAST YEAR THEY LOADED A

LITTLE OVER 18,000,000 GALLONS OF GASOLINE AT THE LOADING RACK. MY CALCULATION OF THE LOSSES IS ROUGHLY 17,000 GALLONS OF GASOLINE WAS LOST TO THE ATMOSPHERE LAST YEAR THROUGH THE LOADING OF THAT 18,000,000 GALLONS OF GASOLINE. THEY CAN SAVE A LITTLE OVER 16,000 GALLONS BY REPLACING -- BY INSTALLING A VAPOR RECOVERY SYSTEM WHICH COULD BE ANYWHERE FROM 90 TO 95 PER CENT EFFICIENCY.

PENNZOIL CONTENDS IN THEIR 1983 LETTER REQUESTING THAT EXEMPTION THAT, TO RETROFIT THAT FACILITY, MAKE MODIFICATIONS TO THE TRUCKS, IT WOULD COST THEM \$750,000. OUR REVIEW OF LITERATURE, E.P.A.'S LITERATURE, AND UPDATING THAT TO 1990 DOLLARS, THESE GUIDANCE DOCUMENTS THAT RESULTED IN THE DEVELOPMENT OF THESE REGULATIONS WERE 1979 VERSIONS, WE ESTIMATE ROUGHLY ANYWHERE FROM \$300,000 TO \$350,000 THAT IT WOULD COST THEM TO RETROFIT THAT FACILITY. BUT, AGAIN, THEY WOULD SAVE A LITTLE OVER 16,000 GALLONS A YEAR.

THE OTHER FACILITY THAT COULD BE AFFECTED IS THE EXXON TERMINAL IN PARKERSBURG. AND MY UNDERSTANDING, FROM DISCUSSIONS WITH A MR. LOWE IN HOUSTON, IS THAT THAT FACILITY WILL BE CLOSED. NOW, WHETHER IT WILL BE SOLD OR NOT, I'M NOT SURE. IF IT IS SOLD, WE WOULD REQUIRE CONTROLS ON THAT PARTICULAR FACILITY.

MR. DOUGLASS: ANY QUESTIONS? ANY OTHER COMMENTS?

MR. CLEVE BENEDICT: JOHN, I DON'T UNDERSTAND THE SIGNIFICANCE OF ONE PART OF MR. GALLAGHER'S COMMENTS. WHAT IS HE SUGGESTING? THAT WE REMOVE THE TERMINOLOGY COMPOUND OF CARBON HAVING A VAPOR PRESSURE GREATER THAN ONE-TENTH MILLIMETERS OF MERCURY? THAT WE REMOVE THAT VAPORIZATION TEST? OR MAYBE MR. GALLAGHER WOULD LIKE TO HAVE THAT VAPORIZATION TEST REMAIN. I DON'T UNDERSTAND THE SIGNIFICANCE OF THE DIFFERENCE.

MR. JOHN BENEDICT: TO BE HONEST, I DON'T KNOW EITHER. I WOULD LIKE TO HEAR A LITTLE BIT MORE FROM HIM AND WHAT HE HAD IN MIND. IN LOOKING AT OUR REGISTRATION FORMS, OUR INVENTORY REGISTRATION FORMS, MOST FACILITIES, RECOGNIZING THEY ARE LOSING QUITE A BIT OF GASOLINE THROUGH THE STORAGE TANKS OR LOADING OF GASOLINE, HAVE ALREADY GONE VOLUNTARILY TO INTERNAL FLOATING ROOFS OR THEY'VE STORED IN WHAT THEY CALL EXTERNAL FLOATING ROOFS.

GENERALLY, AS FAR AS WE'RE CONCERNED, THIS ONLY APPLIES TO GASOLINE. MOST OF THE HEAVIER OILS, THE DIESEL FUELS AND THAT SORT OF THING, FALL BELOW THE VAPOR PRESSURE CUTOFF AND THERE'S VERY LITTLE VOLATILIZATION OF THOSE COMPOUNDS INTO THE ATMOSPHERE. THEY HAVE SINCE -- TERMINALS

HAVE SWITCHED THEIR STORAGE OF DIESEL INTO THE FIXED-ROOF TANKS AND THEIR GASOLINE INTO THE FLOATING ROOFS OR EXTERNAL FLOATING-ROOF TANKS TO SAVE THE LOSS OF GASOLINE. AND THAT WAS DONE -- MOST OF THEM DID THAT LONG AGO.

MR. CLEVE BENEDICT: SO, IN YOUR VIEW, THIS WORDING IS JUST AN UNNECESSARY REQUIREMENT THEN. THE DEFINITION, IT DOESN'T MEET ANY PRACTICAL FIELD APPLICATION.

MR. JOHN BENEDICT: I WOULD LIKE TO GET WITH MR. GALLAGHER AND SEE WHAT HIS CONCERNS ARE. THERE MAY BE SOMETHING WE'RE UNAWARE OF. MOST PEOPLE KNOW MORE ABOUT THAT INDUSTRY THAN WE DO.

I WILL MENTION THAT THERE ARE TWENTY-NINE CTG PUBLICATIONS. CTG PUBLICATIONS ARE E.P.A. PUBLICATIONS THAT ARE CONTROL TECHNIQUES GUIDANCE PUBLICATIONS, AND, GENERALLY, THEY COVER A SPECIFIC TYPE OF SOURCE AND THEY LIST WHAT THE COST WOULD BE TO CONTROL THOSE SOURCES AND THE VARIOUS OPTIONS THAT WOULD BE USED TO CONTROL THOSE SOURCES. E.P.A. IS GOING TO BE REQUIRING THIS AGENCY OR THIS COMMISSION TO IMPLEMENT MOST OF THESE REGULATIONS IF WE HAVE THOSE SOURCES WITHIN THIS STATE. SO WE WILL BE COMING BEFORE YOU A NUMBER OF TIMES AND IT MAY BE AS MANY AS AN ADDITIONAL TWENTY-SIX CTG REGULATIONS.

MR. DOUGLASS: ALL RIGHT. I BELIEVE THAT CONCLUDES THE DISCUSSION ON THESE REGULATIONS.

(WHEREUPON, THE HEARING IN THE  
ABOVE-ENTITLED MATTER WAS  
CONCLUDED.)

STATE OF WEST VIRGINIA  
COUNTY OF KANAWHA, TO-WIT:

I, SHIRLEY T. HANSON, BEING A MEMBER IN GOOD  
STANDING OF AND HOLDING THE CERTIFICATE OF MERIT AWARDED BY  
THE NATIONAL STENOMASK VERBATIM REPORTERS ASSOCIATION, INC., A  
NOTARY PUBLIC WITHIN AND FOR THE COUNTY AND STATE AFORESAID,  
DULY COMMISSIONED AND QUALIFIED, DO HEREBY CERTIFY THAT THE  
FOREGOING IS, TO THE BEST OF MY SKILL AND ABILITY, A TRUE,  
ACCURATE AND COMPLETE TRANSCRIPT OF ALL THE PROCEEDINGS HAD AS  
SET FORTH IN THE CAPTION HEREOF DURING SAID PUBLIC HEARING.

GIVEN UNDER MY HAND THIS 13<sup>th</sup> DAY OF

June, 1990.

Shirley T. Hanson

SHIRLEY T. HANSON, CVR-CM

MY COMMISSION EXPIRES JULY 5, 1999.

*West  
Virginia*



DEPARTMENT OF COMMERCE,  
LABOR & ENVIRONMENTAL RESOURCES  
OFFICE OF THE SECRETARY

FILED

ISSUED APR -6 AM 9:28

State Capitol

Charleston, West Virginia 25305

OFFICE OF THE SECRETARY  
304/348-3255

April 2, 1990

Mr. Dale Farley  
Secretary  
West Virginia Air Pollution  
Control Commission  
1558 Washington Street, East  
Charleston, WV 25311

Dear Mr. Farley:

Pursuant to the workplan that I previously filed with U. S. EPA - Region III to address nonattainment of the National Ambient Air Quality Standard for ozone, I hereby authorize the Air Pollution Control Commission to proceed with hearings and to propose amendments to the following legislative rules:

Regulation 21 (45CSR21) - "To Prevent and Control Air Pollution From the Emission of Volatile Organic Compounds From the Storage of Petroleum Liquids in Fixed Roof Tanks"

Regulation 23 (45CSR23) - "To Prevent and Control Air Pollution From the Emission of Volatile Organic Compounds From Bulk Gasoline Terminals"

Regulation 24 (45CSR24) - "To Prevent and Control Air Pollution From the Emission of Volatile Organic Compounds From Petroleum Refinery Sources".

Sincerely yours,

Leonard A. Harvey  
Secretary

LAH/tlm



*West Virginia*



DEPARTMENT OF COMMERCE,  
LABOR & ENVIRONMENTAL RESOURCES  
OFFICE OF THE SECRETARY

FILED

1990 APR -6 AM 9:28

OFFICE OF WEST VIRGINIA

State Capitol

Charleston, West Virginia 25305

SECRETARY OF COMMERCE  
304/348-3255

April 2, 1990

Mr. Dale Farley  
Secretary  
West Virginia Air Pollution  
Control Commission  
1558 Washington Street, East  
Charleston, WV 25311

Dear Mr. Farley:

Pursuant to the workplan that I previously filed with U. S. EPA - Region III to address nonattainment of the National Ambient Air Quality Standard for ozone, I hereby authorize the Air Pollution Control Commission to proceed with hearings and to propose amendments to the following legislative rules:

Regulation 21 (45CSR21) - "To Prevent and Control Air Pollution From the Emission of Volatile Organic Compounds From the Storage of Petroleum Liquids in Fixed Roof Tanks"

Regulation 23 (45CSR23) - "To Prevent and Control Air Pollution From the Emission of Volatile Organic Compounds From Bulk Gasoline Terminals"

Regulation 24 (45CSR24) - "To Prevent and Control Air Pollution From the Emission of Volatile Organic Compounds From Petroleum Refinery Sources".

Sincerely yours,

Leonard A. Harvey  
Secretary

LAH/tlm

FILED

1990 APR -6 AM 9 29

**[PROPOSED]**  
**45CSR21**

OFFICE OF JUSTICE  
SECRETARY OF STATE

**SUMMARY**

45CSR21 was promulgated by the commission on May 8, 1979 and became effective on October 27, 1979. The regulation pertains to the control of volatile organic compounds from the storage of petroleum liquids in fixed roof tanks. The regulation is being revised to address EPA's identified deficiencies and the requirement to provide a greater degree of equity and national consistency among all states and localities that received post-1987 ozone SIP calls. The areas affected were expanded to include additional counties that were identified as nonattainment of the ozone standards after 1979.

[PROPOSED]  
45CSR21  
TITLE 45  
LEGISLATIVE RULES  
WEST VIRGINIA AIR POLLUTION CONTROL COMMISSION

FILED  
1990 APR -6 AM 9:30  
OFFICE OF WEST VIRGINIA  
SECRETARY OF STATE

SERIES 21  
REGULATIONS TO PREVENT AND CONTROL AIR POLLUTION FROM  
THE EMISSION OF VOLATILE ORGANIC COMPOUNDS FROM THE STORAGE  
OF PETROLEUM LIQUIDS IN FIXED ROOF TANKS

Index.

- §45-21-1. General
- §45-21-2. Area Affected.
- §45-21-3. Definitions.
  - 3.1. "Air Pollution"
  - 3.2. "Approved"
  - 3.3. "Commission"
  - 3.4. "Condensate"
  - 3.5. "Construction"
  - 3.6. "Control Device"
  - 3.7. "Crude Oil"
  - 3.8. "Custody Transfer"
  - 3.9. "Day"
  - 3.10. "Director"
  - 3.11. "Emission"
  - 3.12. "External Floating Roof"
  - 3.13. "Facility"
  - 3.14. "Fixed Roof Tank"
  - 3.15. "Internal Floating Roof"
  - 3.16. "Owner or Operator"
  - 3.17. "Person"

- 3.18. "Petroleum Liquids"
  - 3.19. "Petroleum Refinery"
  - 3.20. "Reasonably Available Control Technology"
  - 3.21. "Standard Conditions"
  - 3.22. "Stationary Source"
  - 3.23. "Storage Tank"
  - 3.24. "True Vapor Pressure"
  - 3.25. "Volatile Organic Compound"
  - 3.26. "Vapor Control System"
- 
- §45-21-4. Control and Prohibition of Emissions.
  - §45-21-5. Registration.
  - §45-21-6. Permits.
  - §45-21-7. Inspection, Reports, and Testing.
  - §45-21-8. Compliance Programs and Schedules.
  - §45-21-9. Variance.
  - §45-21-10. Exemptions.
  - §45-21-11. Inconsistency Between Regulations.

FILED

1990 APR -6 AM 9 30

[PROPOSED]

45CSR21

TITLE 45

LEGISLATIVE RULES

WEST VIRGINIA AIR POLLUTION CONTROL COMMISSION

OFFICE OF WEST VIRGINIA  
SECRETARY OF STATE

SERIES 21

REGULATIONS TO PREVENT AND CONTROL AIR POLLUTION FROM  
THE EMISSION OF VOLATILE ORGANIC COMPOUNDS FROM THE STORAGE  
OF PETROLEUM LIQUIDS IN FIXED ROOF TANKS

**§45-21-1. General.**

1.1. Scope. — It is the intent of the commission that all persons engaged in the storage of petroleum liquids control the emission of volatile organic compounds from fixed roof storage tanks through the application of reasonably available control technology.

1.2. Authority. — W.V. Code §16-20-5.

1.3. Filing Date. —

1.4. Effective Date. —

**§45-21-2. Area Affected.**

This regulation applies to sources located in ~~West-Virginia-Air-Quality-Control-Region-IV~~ (Putnam County, Kanawha County, and Valley Magisterial District of Fayette County), Wood County, Cabell County, Wayne County, and Greenbrier County.

**§45-21-3. Definitions.**

3.1. "Air Pollution", 'statutory air pollution' ~~shall have~~ has the meaning ascribed to it in ~~Chapter sixteen, Article twenty~~ article twenty, chapter sixteen of the ~~Code of West-Virginia~~ W.V. Code as amended.

3.2. "Approved" shall mean approved by the designated official of the West Virginia Air Pollution Control Commission.

3.3. "Commission" shall mean the West Virginia Air Pollution Control Commission.

**45CSR21**

3.4. "Condensate" shall means hydrocarbon liquid separated from natural gas which condenses due to changes in temperature and/or pressure and remains liquid at standard conditions.

3.5. "Construction" shall means commencement of onsite fabrication, erection, or installation of an emission source, air pollution control equipment, or a facility.

3.6. "Control Device" shall means equipment (incinerator, adsorber, or the like) used to destroy or remove air pollutant(s) prior to discharge to the ambient air.

3.7. "Crude Oil" shall means a naturally occurring mixture which consists of hydrocarbons and/or sulfur, nitrogen and/or oxygen derivatives of hydrocarbons and which is a liquid at standard conditions.

3.8. "Custody Transfer" shall means the transfer of produced crude oil and/or condensate, after processing and/or treating in the producing operations, from storage tanks or automatic transfer facilities to pipelines or any other forms of transportation.

3.9. "Day" shall means a twenty-four (24) hour period beginning at midnight.

3.10. "Director" shall means the director of the West Virginia Air Pollution Control Commission.

3.11. "Emission" shall means the release or discharge, whether directly or indirectly, of any air pollutant into the ambient air from any source.

3.12. "External Floating Roof" shall means a storage vessel cover in an open top tank consisting of a double deck or pontoon single deck which rests upon and is supported by the petroleum liquid being contained and is equipped with a closure seal or seals to close the space between the roof edge and tank shell.

3.13. "Facility" shall means any building, structure, installation, or combination thereof which contains a stationary source of air pollutant(s).

3.14. "Fixed Roof Tank" shall means a cylindrical tank with a permanently affixed roof and designed to operate at or near atmospheric pressure.

45CSR21

~~3.15.~~ "Hydrocarbon." ~~Shall mean any organic compound of carbon and hydrogen only.~~

~~3.16.~~3.15. "Internal Floating Roof" ~~Shall~~ means a cover or roof in a fixed roof tank which rests upon or is floated upon the petroleum liquid being contained, and is equipped with a closure seal or seals to close the space between the roof edge and tank shell.

~~3.17.~~ "Organic Material." ~~Shall mean a chemical compound of carbon excluding carbon monoxide, carbon dioxide, carbonic acid, metallic carbides or carbonates, and ammonium carbonate.~~

~~3.18.~~3.16. "Owner or Operator" ~~Shall~~ means any person who owns, leases, controls, operates or supervises a facility, an emission source, or air pollution control equipment.

~~3.19.~~3.17. "Person" ~~Shall~~ means any and all persons, natural or artificial, including any municipal, public or private corporation organized or existing under the laws of this or any other state or country, and any firm, partnership, or association of whatever nature.

~~3.20.~~3.18. "Petroleum Liquids" ~~Shall~~ means crude oil, condensate, and any finished or intermediate products manufactured or extracted in a petroleum refinery.

~~3.21.~~3.19. "Petroleum Refinery" ~~Shall~~ means any facility engaged in producing gasoline, kerosene, distillate fuel oils, residual fuel oils, lubricants, or other products through distillation of crude oils, or through redistillation, cracking, extraction, or reforming of unfinished petroleum derivatives.

~~3.22.~~3.20. "Reasonably Available Control Technology" (Also denoted as RACT) ~~shall~~ means the lowest emission limit that a particular source is capable of meeting by the application of control technology that is reasonably available considering

45CSR21

technological and economic feasibility. It may require technology that has been applied to similar, but not necessarily identical, source categories.

~~3.23~~-3.21. "Standard Conditions" shall mean a temperature of twenty (20) degrees C (sixty-eight (68) degrees F) and pressure of seven hundred sixty (760) millimeters of mercury (twenty-nine and ninety-two hundredths (29.92) inches of mercury).

~~3.24~~-3.22. "Stationary Source" shall mean any article, machine, process equipment, or other contrivance from which air pollutants emanate or are emitted, either directly or indirectly, from a fixed location.

~~3.25~~-3.23. "Storage Tank" shall mean and includes all fixed roof storage vessels with capacities greater than 150,000 liters (39,000 gallons) containing volatile petroleum liquids whose true vapor pressure is greater than 10.5 kilo Pascals (1.52 psia).

~~3.26~~-3.24. "True Vapor Pressure" shall mean the equilibrium partial pressure exerted by a petroleum liquid as determined in accordance with methods described in American Petroleum Institute Bulletin 2517, "Evaporation Loss From Floating Roof Tanks", 1962.

~~3.27~~-3.25. "Volatile Organic Compound" (also denoted as VOC) ~~shall mean any compound of carbon that has a vapor pressure greater than one-tenth (0.1) millimeters of mercury at standard conditions excluding carbon monoxide, carbon dioxide, carbonic acid, metallic carbides or carbonates, and ammonium carbonate.~~ means any organic compound which participates in atmospheric photochemical reactions. This includes any organic compound other than the following compounds: methane, ethane, methyl chloroform (1,1,1-trichloroethane), CFC-113 (trichlorotrifluoroethane), methylene chloride, CFC-11 (trichlorofluoromethane), CFC-12 (dichlorodifluoromethane), CFC-22 (chlorodifluoromethane), FC-23 (trifluoromethane), CFC-114 (dichlorotetrafluoroethane), CFC-115 (chloropentafluoroethane). These compounds have been determined to have negligible photochemical reactivity. For purposes of determining compliance with

## 45CSR21

emission limits; VOC will be measured by the approved test methods. Where such a method also inadvertently measures compounds with negligible photochemical reactivity, an owner or operator may exclude these negligibly reactive compounds when determining compliance with an emissions standard.

~~3.28-~~3.26. "Vapor Recovery Control System" ~~shall~~ means a device or method that collects ~~VOC~~ volatile organic compound emissions from the storage vessel (fixed roof tank) and ~~converts them to liquid product~~ prevents their release to the atmosphere. This includes, but is not limited to, vapor/liquid absorption, vapor compression, vapor cooling, ~~and vapor/solid adsorption,~~ and thermal oxidation.

### **§45-21-4. Control and Prohibition of Emissions.**

4.1. No owner or operator of a storage tank subject to the requirements of this regulation shall permit the use of such source unless:

(a) The source has been equipped with an internal floating roof equipped with a closure seal, or seals, to close the space between the roof edge and tank wall; or,

(b) The source has been equipped with an approved vapor recovery control system; ~~approved by the commission; or,~~

~~(c) The source has been equipped with an equally effective alternative control system, approved by the commission.~~

4.2. Storage tanks subject to this regulation that are equipped with a floating roof shall be maintained such that:

(a) There are no visible holes, tears, or other openings in the seal or any seal fabric or materials; and,

(b) All openings, except stub drains, are equipped with covers, lids, or seals such that:

(1) the cover, lid or seal is in the closed position at all times except when in actual use; and,

45CSR21

(2) automatic bleeder vents are closed at all times except when the roof is floated off or landed on the roof leg; and,

(3) rim vents, if provided, are set to open when the roof is being floated off the roof leg supports or at the manufacturer's recommended setting.

4.3. Storage tanks subject to this regulation that are equipped with a floating roof, or a vapor recovery control system, or an alternative control system shall be operated and maintained in accordance with good engineering practices.

~~4.4. (a) Realizing that compliance with the provisions of this Section may, in some cases, be technologically infeasible, the commission may, upon specific application by the owner or operator of a storage tank, grant exemptions from these provisions. However, the petition must be submitted in writing in a manner approved by the director and must contain:~~

~~(1) a detailed description of the proposed alternative operational and/or equipment controls, the magnitude of volatile organic compound emission reduction which will be achieved, and the quantity and composition of volatile organic compounds which will be emitted if the alternative operational and/or equipment controls are instituted; and,~~

~~(2) a plan, which will be instituted in addition to the proposed alternative operational and/or equipment control to reduce volatile organic compound emissions from other source operations, not required under this regulation, such that aggregate volatile compound emissions from the facility will in no case be greater through application of the alternative control than would be permitted through conformance with Sub-Section 4.1; and,~~

~~(3) a schedule for the installation and/or institution of the alternative operational and/or equipment controls.~~

## 45CSR21

~~(b)---From time to time the commission shall review such exemptions to determine if they are still warranted.---If the commission revises or terminates an exemption, the owner or operator of the affected storage tank shall be notified by certified mail.---Such revision or terminations shall not become effective for at least ninety (90) days after the receipt of notification by the owner or operator.~~

4.4. If a source becomes subject to any requirement in this regulation because it exceeds an exemption level, the source shall continue to be subject to all applicable requirements, regardless of whether the source falls below the exemption level in the future.

### **§45-21-5. Registration.**

5.1. Within thirty (30) days after the effective date of this regulation, all persons owning and/or operating a storage tank subject to this regulation and not previously registered shall have registered such source(s) with the commission. The information required for registration shall be determined and provided in the manner specified by the director. Registration forms should be requested from the director by the owner or operator of such source(s).

5.2. The owner or operator of a storage tank that is under construction or on which construction is initiated within thirty (30) days after the effective date of this regulation shall register such source(s) within this thirty (30) day period.

### **§45-21-6. Permits.**

After the effective date of this regulation, no person shall construct or modify any storage tank subject to this regulation without first obtaining a permit for such construction or modification. Applications for permits shall be made upon forms available from the director and shall be filed no less than ninety (90) days prior to the construction or modification. These forms shall include such information as in the judgment of the director will enable him to determine whether such source will be so designed as to

## 45CSR21

operate in conformance with the provisions of this regulation and the ~~Code of West Virginia~~ W.V. Code, and will not cause or contribute to the violation of air quality standards. Within ninety (90) days of the receipt of an application the director shall issue or deny such permit in accordance with the provisions of ~~Chapter sixteen, Article twenty, Section 11b~~ section eleven-b, article twenty, chapter sixteen of the ~~Code of West Virginia~~ W.V. Code, as amended, and ~~Series 13 of this agency~~ 45CSR13.

### **§45-21-7. Inspection, Reports, and Testing.**

7.1. Storage tanks subject to the provisions of section 4 of this regulation that are equipped with a floating roof shall be subject to:

(a) routine visual inspections conducted through roof hatches once per month; and,

(b) a complete inspection of the floating roof and seal which is to be conducted whenever the tank is emptied for nonoperational reasons.

7.2. ~~Records shall be maintained for storage tanks subject to this regulation that include:~~ The owner or operator of a storage tank shall maintain and make available to the commission any records which are determined by the director to be necessary to document the compliance of such tank with the provisions of this regulation. Such records shall be kept for at least two years and include, but not be limited to:

(a) reports of the results of inspections conducted under paragraphs (a) and (b) of ~~Sub-Section 7.1.~~; and,

(b) a record of the average monthly storage temperatures and true vapor pressures of volatile petroleum liquids stored; and,

(c) records of the throughput quantities and types of volatile petroleum liquids for each storage vessel.

7.3. At such reasonable times as the director may designate, the owner or operator of any storage tank may be required to conduct or have conducted approved

## 45CSR21

tests to determine the compliance of such tank with the provisions of section 4 of this regulation. The director, or his duly authorized representative, may at his option witness or conduct such tests. Should the director exercise his option to conduct such tests, the owner or operator will provide all the necessary sampling connections and sampling ports to be located in such manner as the director may require, power for test equipment, and the required safety equipment to comply with generally accepted good safety practices.

~~7.4.---The owner or operator of a storage tank may be required to maintain and submit to the commission such records which are determined by the director to be necessary to document the compliance of such tank with the provisions of Section 4, including but not limited to, the records required under Sub Section 7.2.~~

~~7.5.---The director, or his duly authorized representative, may conduct such other tests as he may deem necessary to evaluate air pollution emissions other than those noted in Section 4.~~

7.6.7.4. The commission may publish, and from time to time revise, detailed test procedures and reporting instructions implementing the provisions of this regulation.

### **§45-21-8. Compliance Programs and Schedules.**

8.1. In the event that a storage tank subject to this regulation and in existence prior to the adoption of this regulation does not meet the limitations of section 4 of this regulation, an acceptable program to fully comply with this regulation shall be developed and offered to the commission by the owner or operator of the storage tank. This program shall be submitted upon the request of, and within such time as shall be fixed by the commission. Once this program has been approved by the commission, the owner and/or operator of such storage tank shall not be in violation of this regulation so long as the approved or amended program is observed.

## 45CSR21

8.2. In the event that an owner or operator of such a storage tank fails to submit a program or an acceptable program and schedule, the commission shall, by order, determine the compliance program and schedule.

### **§45-21-9. Variance.**

If the provisions of section 4 of this regulation cannot be satisfied due to unavoidable malfunction of equipment, the director may permit the owner or operator of a storage tank subject to this regulation to continue to use said storage tank for periods not to exceed ten (10) days upon specific application to the director. Such application shall be made within twenty-four (24) hours of the equipment malfunction. In cases of major equipment failure, additional time periods may be granted by the commission provided a corrective program has been submitted by the owner or operator and approved by the commission.

### **§45-21-10. Exemptions.**

This regulation will not apply to storage tanks having capacities less than one million six hundred thousand (1,600,000) liters (four hundred sixteen thousand (416,000) gallons) used to store produced crude oil and condensate prior to lease custody transfer.

### **§45-21-11. Inconsistency Between Regulations.**

In the event of any inconsistency between this regulation and any other regulation of the commission, the resolution of such inconsistency shall be resolved by the determination of the director and such determination shall be based upon the application of the more stringent provision, term, condition, method, rule or regulation.