

West Virginia Division of Labor

FILED

Dec 29 9 57 AM '00

OFFICE OF WEST VIRGINIA
SECRETARY OF STATE

Steven A. Allred, Commissioner

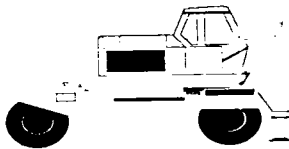
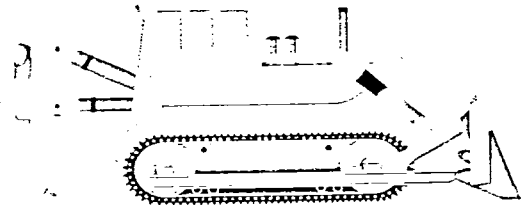

2001

Prevailing Wage Rates

Building Construction

Heavy Construction

Highway Construction



Wage & Hour Section
State Capitol Complex
Building 6 Room B-749
Charleston, WV 25305
(304) 558-7890

WEST VIRGINIA DIVISION OF LABOR

749-B Building 6, Capitol Complex • Charleston, West Virginia 25305

Phone (304) 558-7890 • Fax (304) 558-3797

[HTTP://WWW.STATE.WV.US/LABOR](http://www.state.wv.us/labor)

CECIL H. UNDERWOOD
GOVERNOR



STEVEN A. ALLRED
COMMISSIONER

December 29, 2000

The Honorable Ken Hechler
Secretary of State
State of West Virginia
State Capitol
Charleston, West Virginia 25305

FILED
DEC 29 9 57 AM '00
OFFICE OF WEST VIRGINIA
SECRETARY OF STATE

Dear Mr. Hechler:

Enclosed is a copy of rates promulgated by this office regarding minimum prevailing wages to be paid on public improvement construction projects for all fifty-five counties for Heavy, Highway and Building Construction, including descriptive literature.

These rates are to be incorporated by reference Series 15, Chapter 21-5A of the West Virginia Code, and become effective January 1, 2001.

Sincerely,

A handwritten signature in cursive script, appearing to read "Steven A. Allred".
Steven A. Allred
Commissioner of Labor

Enclosures

WEST VIRGINIA DIVISION OF LABOR

749-B Building 6, Capitol Complex • Charleston, West Virginia 25305

Phone (304) 558-7890 • Fax (304) 558-3797

[HTTP://WWW.STATE.WV.US/LABOR](http://www.state.wv.us/labor)

CECIL H. UNDERWOOD
GOVERNOR



STEVEN A. ALLRED
COMMISSIONER

December 29, 2000

Mr. John R. Gilbert
WV Division of Highway
A-750, Capitol Complex
Charleston, West Virginia 25305

Dear Mr. Gilbert:

This letter will serve as official authorization allowing the West Virginia Division of Highways to reproduce any and all parts of the Prevailing Wage Rates, including the cover page, established by the West Virginia Division of Labor for the year 2001.

Sincerely,

A handwritten signature in black ink, appearing to read "Steven A. Allred".

Steven A. Allred
Commissioner

cc: file

FILED

DEC 29 9 57 AM '00

**OFFICE OF WEST VIRGINIA
SECRETARY OF STATE**

West Virginia Division of Labor

**Building
Construction Rates**

2001

WEST VIRGINIA DIVISION OF LABOR
BUILDING CONSTRUCTION WAGE RATES
2001

FILED

DEC 29 9 57 AM '00

APPENDIX I

FRINGE BENEFITS

OFFICE OF WEST VIRGINIA
SECRETARY OF STATE

Sums indicated in the fringe benefit column may be used for "bona fide" health & welfare benefit coverage, pension coverage, apprenticeship funds, and vacation pay. Any sum taken from the fringe package must be placed in a "bona fide" program or fund; verifiable with documentation, and cannot be greater than the industry standard for the classification. Federal mandate requires that pension benefits be no more than 25% of the taxable wage. In the case of a defined contribution plan, the "annual additions" to a participant's account (or all such accounts aggregated, if the employer has more than one defined contribution plan) must not exceed the lesser of: (a) 25% of the participant's compensation, or (b) the greater of (1) \$30,000 or (2) 1/4 of the dollar limitation for the defined benefit plans. [IRC Sec. 415(c)]. However these sums may be adjusted, within state and federal guidelines to meet increases or decreases in a particular fringe benefit with prior approval of the person receiving said benefit. Any amount of the fringe benefit package not used for a "bona fide" fringe benefit as outlined above must be added to the base rate and treated as regular wages for withholding purposes.

LABORER CLASSIFICATIONS

CLASS I - Blacksmith, Powderman, Burner, Pipe Layer, Air Track Operator, and Pipe Layer Laser Beam Setup.

CLASS II - Lead Person on Concrete Pump Hose, Powderman Helper, Semi-Skilled Laborer, Scaffold Builders, Chainman & Rodmen, Grade Checker, Brick Mason Tenders, Plasterer Tender, Concrete Specialist, Cement Finisher Tender, Stone Mason Tender, Tile Setter Tender, Jackhammer Operators, Mortar Mixer, Laborer Operating Bobcat, Laborer Operating Forklift, Pavement Buster Operators, Chipping & Peening Hammer Operators, Riprap Finisher Air Siphon & Air Pump Operator, Concrete Saw Operator, Power Saw Operator, Motorized Buggy Operator, Pipe Layer Helper, Sheeter & Shorers, Post Hole Digger Operator, Asphalt Raker, Lance and/or Water Blaster Operator, Blacksmith Helper, Batch House Scale Operator, Workmen working with Acid Mortar, Workmen working with Acid Brick, Workmen working with Acid, Workmen working with Creosote, Workmen working with Mastic Asphalt, Nozzleman for Gunnite or Sandblasting, Ride or Walk Roller Tampers, Asbestos Removal Worker, Hazardous Waste Worker, Environmental Worker, Vibrator Operator, Lather Tender, Signal Person, Pavement Buster and Chainsaw Operator.

CLASS III - Flagmen, Carpenter Tenders, Toolroom Attendant, Janitor, Water Person, Warehouse Person, Landscaper, and Hazardous Waste and Demolition Worker.

WEST VIRGINIA DIVISION OF LABOR
BUILDING CONSTRUCTION WAGE RATES
2001

APPENDIX II

OPERATING ENGINEER CLASSIFICATIONS

CLASS 1A - All cranes, derricks and tower cranes with 250 feet or more of boom including mast and jibs or lifting capacity of 150 tons, and hoists 30,000-pound line pull or more, cableways.

CLASS 2A - Cranes with 180 feet and less than 250 feet of boom including mast and jibs or lifting capacity of 100 tons to 150 tons.

CLASS 3A - Cranes with over 150 feet but less than 180 feet of boom including mast and jibs or lifting capacity of 50 tons but less than 100 tons and mechanic with truck and tools with $\frac{3}{4}$ inch drive and below.

CLASS 1B - Those operating cranes, derricks, tower cranes and similar equipment with a lifting capacity of 15 tons and less than 50 tons, Boom Trucks, all shovels, draglines, clamshells, caisson drilling rigs.

CLASS 2B - All tow boats or work boats, backhoes 1-1 $\frac{1}{2}$ cubic yard and over, endloaders 3 cubic yards and over, gradalls, all other mechanics, side boom cat, and concrete mixing plants 3 cubic yards and over and hoist with over 18,000 pound line pull but less than 30,000 pound line pull.

CLASS 3B - All cranes, derricks, tower cranes, boom trucks and similar equipment with a lifting capacity of under 15 tons.

CLASS 4B - Concrete mixing plant under 3 cubic yards, endloaders up to 3 cubic yards, backhoe up to 1 $\frac{1}{2}$ cubic yards, hoist in excess of 5,000 pound line pull and less than 18,000 pound line pull, core drills, two drum hoist, concrete pump, mechanically operated laser screed, self contained hydraulic air drills, directional drill operator, standard gauge locomotive, rubber tired scraper, power grader dozer, tractor and pan, push cat, asphalt and concrete paving equipment operator, compactor with blade.

CLASS III - Material hoist, single drum, wellpoint system, forklift, trencher, air tugger, concrete batch plant, "A" frame truck, grease truck operator, all tractors.

CLASS IV - Fireman, deckhand, elevators, ross carrier, air compressor, high compression equipment, load handler, "Bobcat" or skid steer loaders, greaser helper, two bag and under concrete mixer, assistant engineer on standard gauge locomotives, locomotive cranes, truck and crawler cranes, brakeman on cranes used for moving rail cars (when equipment is moving cars only) rollers, Barber Green loader, mechanic helper, welding machines gasoline powered, light plants, generators, conveyors, mechanical heaters, and pump operators, masonry hoist and all farm type tractors.

WEST VIRGINIA DIVISION OF LABOR
BUILDING CONSTRUCTION WAGE RATES
2001

APPENDIX III

PAINTER CLASSIFICATIONS

***BOONE, BRAXTON, CLAY, FAYETTE, GREENBRIER, KANAWHA, MCDOWELL, MERCER, MONROE,
NICHOLAS, POCAHONTAS, PUTNAM, RALEIGH, SUMMERS & WYOMING.***

CLASS I: Brush Painting, Air Comp/Operator Roller Painting, Drywall Pointers & Tapers, Dipping, & Mitten Work, Sprayer Machine Operator, Taping Machine Mud Mixer, Pole Sander, Tape & Shacklin Teams, All Synthetic Interior & Exterior Work, Sandblaster, Water Blasters, Steam Jenny Nozzle, Swinging Scaffold & Boatswain Chair, Window Jack Work, Vinyl & Paper Hanging.

CLASS II: All Mechanical Dry-Wall Tools & Stilts

CLASS III: All Bridges Locks & Dams

CLASS IV: All Stacks, Vent Pipes, Flagpoles in Excess of 30 ft. High, All Towers, Water Towers, Elevated Tanks, Electrical Switch Yards, Transformers Banks, Television Towers.

WEST VIRGINIA DIVISION OF LABOR
BUILDING CONSTRUCTION WAGE RATES
2001

APPENDIX IV

Page 1 of 4

TEAMSTER CLASSIFICATIONS

CABELL, LINCOLN, LOGAN, MASON, MINGO AND WAYNE

- CLASS A:** Warehouseman, Yardman, Truck Helpers, Pick-ups, Stationwagons, Panel Trucks, Flat-body Material Truck (straight job), Greasers, Washers, Tireman, Gas Pump Attendant, Dump Trucks (up to 5 cu. yd.)
- CLASS B:** Tank Truck (straight), Dump Truck (5 cu. yd. and over), Agitator/Mixer Truck (up to 5 cu. yd.), and Flatbed Tandems
- CLASS C:** Winch Trucks, Fork Trucks, Distributor Trucks Semi (front end and back end), Truck Crane, Monorail Truck
- CLASS D:** Mechanic's Helper, Material Checker and Receiver
- CLASS E:** Agitator or Mixer Truck (5 cu. yds. and over)
- CLASS F:** Mechanic, Tri-Axle Dump Trucks, Hydraulic Lift Tailgate, Truck and Farm Type Tractor, End Dumpster, Turnarockers, Ross Carriers, Athey Wagons, Semi-Dump, Semi-Trailer, Semi-Tank and Lowboy Trailer
- CLASS G:** Master Mechanic (3 or more mechanics employed)

NOTE: Double hitched equipment paid 50% more than the above classifications if operated by one driver.

MARSHALL, OHIO AND WETZEL

- CLASS A:** Warehouseman, Yardman and Truck Helpers, Parts Chaser, Pick-Up Trucks
- CLASS B:** Flatbed Material Trucks, Dump and Semi-Dump
- CLASS C:** Semi-Tractor Trailers
- CLASS D:** Lowboy Trailers, Winch, Fork and Distributor Trucks (front & back end) & Truck Cranes.
- CLASS E:** Tank Truck (straight and semi)
- CLASS F:** Agitator and Mixer Truck (up to 5 cu. yards)
- CLASS G:** Agitator and Mixer Truck (over 5 cu. yards)
- CLASS H:** Pole Trailer
- CLASS I:** Euclid, Dumpsters, Tuma-rockers, Ross Carriers, Athey Wagon
- CLASS J:** Material Checkers and Receivers, Greasers, Washers, Tiremen, Gas Pump Attendants, Mechanic Helper
- CLASS K:** Mechanics
- CLASS L:** A- Frame

WEST VIRGINIA DIVISION OF LABOR
BUILDING CONSTRUCTION WAGE RATES

2001

APPENDIX IV

Page 2 of 4

TEAMSTER CLASSIFICATIONS

BOONE, BRAXTON, CLAY, FAYETTE, GREENBRIER, KANAWHA, MCDOWELL, MERCER, MONROE,
NICHOLAS, POCAHONTAS, PUTNAM, RALEIGH, SUMMERS, WEBSTER AND WYOMING

CLASS A: Warehouseman, Yardman, Truck Helpers, Pick-ups, Stationwagons, Panel Trucks, Flatbed Material Trucks (straight job), Greasers, Washers, Tiremen, Gas Pump Attendant, Dump Truck (up to 5 cu. yd.).

CLASS B: Tank Truck (straight)

CLASS C: Dump Truck (5 cu. yd. and over), Semi-Dump Truck, Semi-Trailer (flat, rack or pole and hauled or pushed by truck or tractor), Agitator or Mixer Truck (up to 5 cu. yd.), Farm Type Tractor, Tank Truck (semi)

CLASS D: Low Boy Trailer, Winch Truck, Fork Truck, Distributor Truck (front and back end), Truck Crane, Monorail Truck and Mechanic's Helper

CLASS E: Material Checker and Receiver

CLASS F: Agitator or Mixer Truck (5 cu. yd. and over)

CLASS G: Mechanic, Euclid, Dumpster, Turnarocker Ross Carrier, Athey Wagon or Similar Equip., A-Frame Hydrolift, Dual Purpose Truck

CLASS H: Master Mechanic (3 or more mechanics employed)

NOTE: Double hitched equipment paid 50% more than the above classifications if operated by one driver.

BROOKE AND HANCOCK

CLASS A: Warehouseman, Yardman, and Truck Helper

CLASS B: Flatboy Material Truck, Dump Truck and Semi-Dump Truck

CLASS C: Semi-Trailer and Tractor Trailer

CLASS D: Low-Boy Trailer, Winch Truck, A-Frame, Fork Truck, Distributor Truck (front and back end) and Truck Crane

CLASS E: Tank Truck (straight and semi)

CLASS F: End Dump, Dumpsters, Turnarockers, Ross Carrier, Athey Wagons, Greasers, Washers, Tireman, Gas Pump Attendant, Mechanic Helper and Articulated Dumps

CLASS G: Mechanic

NOTE: Double hitched equipment paid 50% more than the above classifications if operated by one driver

WEST VIRGINIA DIVISION OF LABOR
BUILDING CONSTRUCTION WAGE RATES
2001

APPENDIX IV

Page 3 of 4

TEAMSTER CLASSIFICATIONS

BERKELEY, GRANT, HAMPSHIRE, HARDY, JEFFERSON, MINERAL, MORGAN AND PENDLETON

- CLASS A:** Dumpmen, Flagmen.
CLASS B: Pickups, Dump Trucks (under 5 yd.), Straight Trucks, (Parts Runner, Escort & Pilot Vehicle receive rate for size of truck driven)
CLASS C: Yardman, Helpers, Warehousemen, Checkers, Receivers, Panel Trucks, Straight Truck (multiple axle), Dumpster (under 5 yd.), Transit Mix, Dump Truck (5-9 yd.), Flat Body Material Trucks, Greasers, Tiremen, Mechanic Helpers, Rubber Tired (towing or pushing flatbody vehicles), Form Trucks, Dispatcher, Bus (12 pass. +)
CLASS D: Dump Truck (10-15 yd.).
CLASS E: Dump Truck (over 15 yd.), Bottom & End Dump Euclid, All Other Euclid Type Trucks, Turnarockers, Ross Carriers, Athey Wagons, A-Frames, Mechanics, Utility Drivers, Semi-Tractor or Tractor Trailer, Low Boy Truck, Asphalt Distributor, Truck, Agitator Mixer, Dumpcrites, Batch Trucks, Specialized Earth Moving Equip., Off Highway Tandem Back Dump, Twin Engine and Double Hitched Equipment (not self-loaded).
CLASS F: All Equipment in Class E 49 to 59 ton.
CLASS G: All Equipment in Class E over 59 ton.

NOTE: Double hitched equipment paid 50% more than the above classifications if operated by one driver.

BARBOUR, DODDRIDGE, HARRISON, LEWIS, MARION, MONONGALIA, PRESTON, RANDOLPH,
TAYLOR, TUCKER AND UPSHUR

- CLASS A:** "A" Frame Operator, Mechanics (Truck, Foreman and/or Dispatchers).
CLASS B: Dump Truck, Agitator or Mixer Trucks and other hauling equip. (20 yd. and over).
CLASS C: Dump Truck, Agitator or Mixer Trucks and other hauling equip. (12 yd. to 20 yd.), Mucker Trucker, Rubber Tired Tractors (towing or pushing).
CLASS D: Semi-Dump Trucks, Semi-Trailers (flat, rack or pole), Lowboy Trucks, Distributor Trucks, Agitators or Mixer Trucks (up to and including 5yd.), Dump Trucks and Dumpsters (5yd. to 12 yd.)
CLASS E: Flatbody Material Trucks (straight jobs), Dump Trucks (up to 5yd.), Material Checkers, Material Receivers, Team 4-up, Greasers, Tiremen and Mechanic Helpers (truck).
CLASS F: Warehouse, Yardmen, Truck Helpers, Pickups, Station Wagons, Panel Trucks, Team 2-up.

WEST VIRGINIA DIVISION OF LABOR
BUILDING CONSTRUCTION WAGE RATES
2001

APPENDIX IV

Page 4 of 4

TEAMSTER CLASSIFICATIONS

CALHOUN, GILMER, JACKSON, PLEASANT, RITCHIE, ROANE, TYLER, WIRT AND WOOD

- CLASS A:** Warehouseman, Yardman, Truck Helpers, Pick-up, Stationwagon, Panel Truck
CLASS B: Flat-body Material Truck (straight jobs), Dump Truck (up to 5 cu. yd.), Greasers, Washers, Tiremen, Gas Pump Attendant, Mechanic Helper, Material Checker & Receiver, Tank Trucks (straight)
CLASS C: Dump Truck (5 cu. yd. & over), Semi Dump Truck, Semi Trailer (whether flat, rack or pole and hauled or pushed by truck or tractor), Agitators or Mixed Trucks (up to 5 cu. yd.), Tank Trucks (semi) Monorails
CLASS D: Low Boy Trailers, Winch Trucks, Fork Truck, Distributor Trucks (front & back end) Truck Crane, Agitators or Mixer Truck (5 cu. yd & over), Hydraulic Tail Gate, Farm Type Tractors
CLASS E: Euclids, Dumpsters, Turnarockers, Ross Carriers, Athey Wagons or similar equipment, A – Frame, Hydrolift, Dual Purpose Trucks
CLASS F: Mechanic
CLASS G: Master Mechanic (3 or more mechanics employed)

NOTE: Dispatcher paid \$.40 an hour above highest rate on the job.
Double Hitched equipment paid 50% more than the above classifications if operated by one driver.

WEST VIRGINIA DIVISION OF LABOR
BUILDING CONSTRUCTION WAGE RATES
2001

APPENDIX V

IRONWORKER

Where precast, prestressed, reinforced concrete, structural, floor, side, top or bottom members (columns, beams, girders, slabs, panels, plus all post tensioning work) are used in the construction of building bridges and other structures and power equipment, such as derricks, cranes, jacks and/or rigging is used, the work of unloading, loading, handling and placing to complete erection and dismantling of same shall be performed by Ironworkers.

All reinforcing, structural steel or other material used as or taking the place of, and all falsework, S.I.P. or other decking, expansion dams and embedded metals, carwalks, handrails, stairs, platforms, guardrails, piling pertaining to falsework, scuppers, downspouts, piping and supports of the same, signs and supports, drilling of holes in the piers and abutments, when drilled through templates, or base plates to anchor same, shear connectors, welding on all the same, all repairs, fence, retrofits or replacement of materials or structures shall be performed by Ironworkers.

FILED

DEC 29 9 57 AM '00

WEST VIRGINIA DIVISION OF LABOR

Chapter 21 - 5A

Series 15

**OFFICE OF WEST VIRGINIA
SECRETARY OF STATE**

**Definitions
2001**

Highway Construction

Highway construction work is defined as all work ordinarily included in highway construction projects. It includes highway tunnels and bridges, highway and street grading, paving and drainage, culverts, manholes, water and other utility pipelines (when included in the contract), sidewalks (when included in the contract), retaining walls, underpasses and overpasses (when included in a highway contract), highway viaducts, clover leaf structures, curbs and sidewalks, seeding and landscaping, clearing (when included in the contract), guard rails and fences, and including the erection, dismantling operation, maintenance and repair of all equipment, vehicles and other facilities used in connection with or serving the aforementioned work.

Heavy Construction

Heavy Construction and railroad construction is defined as the construction, substantially or in it's entirety, of any fixed structures, improvements or modification thereof, addition or repair thereto, including any structure or operation which is an incidental part of the contract thereof (not including Building or Highway Construction), including, without limitation, railroad and street railway construction projects, sewer and water mains, retaining walls, viaducts, drainage projects, flood control projects, reclamation projects, airports, athletic fields, reservoirs, water supply projects, water power developments, hydro-electric developments, transmission lines, duct lines, pipe lines, locks, dams, dikes, levees, revetments, channels, channel cutoff, intakes, dredging projects, jetties, breakwaters, docks, harbors, roads, bridges, parking lots, sidewalks, building construction sites, industrial plant sites, sewage disposal and water treatment plants, excavation and disposal of earth and rock, including the assembly, operation, maintenance and repair of all equipment, vehicles and other facilities used in connection with and servicing the aforementioned works and services.

Building Construction

Building trades rates and conditions shall apply to any building which may be required in the construction, renovation or demolition of any of the work included where such buildings are customarily constructed under building trades conditions.

WEST VIRGINIA DIVISION OF LABOR
CHAPTER 21-5A
Series 15
2001

Coverage of Specific Classes of Work is Defined as Follows:

AS AN ITEM OF CONSTRUCTION

- **Preliminary survey work:** Since this work merely affects construction without being a part of it, such work is not generally covered.
- **Survey work immediately prior to or during construction:** When surveying is performed immediately prior to and during actual construction, in direct support of construction crews, such surveying is construction work within the meaning of the Prevailing Wage Law. Normally, surveyors are considered professional employees and not subject to the prevailing wage rates. However, when survey crewmembers perform work in another classification, then they shall be paid the rate as predetermined for the classification in which they are working .

EXPLORATORY DRILLING

- Where the drilling was for the purpose of obtaining core borings to be used in engineering studies and planning, the word "works" refers to improvements, such as buildings, canals or roads, rather than to refer to progress or activity. Consequently, mere digging would not appear to be within the term because it relates to an activity as distinguished from a project or improvement.
- Where the soil samples are taken prior to or during construction for the construction contractor, for the purpose of setting foundations, the Commissioner of Labor has held that contracts for such work are considered covered by the Prevailing Wage Law if they may be fairly characterized as being directly related and incidental to, or an integral part of, the actual construction process.

FILED

DEC 29 9 57 AM '00

OFFICE OF WEST VIRGINIA
SECRETARY OF STATE

West Virginia Division of Labor

**Heavy and Highway
Construction Rates**

2001

FILED

DEC 29 9 57 AM '00

WEST VIRGINIA DIVISION OF LABOR OFFICE OF WEST VIRGINIA
HEAVY & HIGHWAY CONSTRUCTION RATES SECRETARY OF STATE
2001

APPENDIX I

LABORER CLASSIFICATIONS

CLASS IA: Shall include Journeyman Technician Classification.

CLASS I: Shall include Blacksmith, Tunnel Driller, Tunnel Miner, Tunnel Foreman, Powderman.

CLASS II: Shall include Laborer Foreman, Mucker Chucker, Reinforcing Bar Handler (structures), Toxic and Hazardous Waste Removal Laborer, Asbestos Abatement Laborer, and Lead Base Paint Removal Laborer.

CLASS III: Shall include Caisson Bottom Man, Pipe Layer, (including Laser Beam Set-up), Form Setter (road), Drill Operator, Inside Laborer, Air tool Operator, Grade Checker, and Asphalt Raker.

CLASS IV: Shall include Vibrator Man, Whacker, Chainsaw Operator, Mortarman, Mason Tender, Blacksmith Helper, Cement Finisher Helper, Drill Helper, Powderman Helper, Waterproofing, Sheeter and Shorer, Pipelayer Helper, Bull-float Man, Pavement Reinforcing Placer, Handyman, Signal Man, Greencutter, Georgia Power Buggy, Burner, Cement Blower Man, Bituminous Hand Sprayer, Bork 250 Remote Control Ditch Witch and Walk Behind Concrete Saw, High Pressure Water Pump and Hose Man, Raised Marker Installer.

CLASS V: Shall include Laborer, Deckhand, Mulcher and Seeder (hand or machine), Tree Trimmer.

CLASS VI: Shall include Flag Person, Watchman, Traffic Control Maintenance Person.

WEST VIRGINIA DIVISION OF LABOR
HEAVY & HIGHWAY CONSTRUCTION RATES
2001

APPENDIX II

Page 1 of 2

OPERATING ENGINEER CLASSIFICATIONS

CLASS IA: Shall include those operating the following equipment: Cranes and Tower Cranes with over 249 feet of boom including mast and jibs or lifting capacity of more than 149 tons, and hoists with 30,000 pound or more line pull, cableways. Master mechanic, Loaders, Hoes and shovels with over 5 cu. yd. capacity.

CLASS IIA: Cranes with 180 to 249 ft. of boom including mast and jibs or lifting capacity of more than 100 tons and less than 149 tons. Loaders, hoes and shovels with 3 to 5 cu. yd. capacity, mechanic with truck welder and tools $\frac{3}{4}$ in. drive and below.

CLASS I: Shall include those operating the following type of equipment: Crane, derricks, tower cranes, all shovels, drag lines, clamshells, backhoes, cableways, derricks (2 drums or more), dredge, sideboom tractors and similar equipment having a reach from the top of the boom to the ground of 150 feet and less than 180 feet or a capacity of 1.5 to 3 cu. yds and/or a lift capacity of 50 to 100 tons. Concrete mixing plants of 4 cu. yds. capacity or over. Hoists with 18,000 lb. to 30,000 lb. line pull. Tug, tow or work boat above 25 horsepower engine. Transloader. Mechanic with tools up to $\frac{3}{4}$ in. drive and below. (Capacities to be based on manufacturer's specifications).

CLASS II: Shall include those operating the following types of equipment: Crane, derrick boat, drag line, grade-all, hoist (two drums or more), mechanic (heavy), mixer plant (two or more mixers including batch control), paver (dual drums), pile driver, shovel, coredrill operator, trencher, (20" or over), backhoe, endloader (up to 1-1/2 cu. yds.), asphalt paver, rotary drill, dozer with ripper (when dozer is D-8 class or larger), double hitched equipment, bulldozer with roller, standard gauge locomotive, concrete pump, controlled fine grade machine, slip form paver operator, dozer with sloper, log loader, bulldozer operator, motor grader, rubber tired scraper, tractor pan, and bulldozer 100 flywheel horsepower and over, Roto Miller.

CLASS III: Shall include those operating the following types of equipment: Bulldozers under 100 flywheel horsepower, compactor with blade, fork lift, self propelled concrete spreader, concrete finishing machine, derrick (single drum), hoist (single drum), single drum paver, trencher (under 20"), air tugger, Ross Carrier, "A"-Frame, multiple concrete saw, hydraulic post driver, base paver, lead greaser on grease truck or service island, snake or push tractor, horizontal road boring machine, conductor of locomotive, tie distributor, track lining machine, ballast tamper, anchor application machine, ribbon rail puller, ballast regulator, auto sled, turn table, pavement breaker and hydro-blaster.

WEST VIRGINIA DIVISION OF LABOR
HEAVY & HIGHWAY CONSTRUCTION RATES
2001

APPENDIX II

Page 2 of 2

OPERATING ENGINEER CLASSIFICATIONS

CLASS IV: Shall include those operating concrete mixer (single drum) one cu. yd. or over, tireman, asphalt batch plant, concrete batch plant, crushing plant, screening and washing plant, form subgrader, power form handling equipment, burlap and curing machine, form grader, bull float, portable concrete saw, roller and compactor, bar and joint installing machine, power broom and vac-all truck.

CLASS V: Shall include those operating air compressors, concrete mixer (under 1 cu. yd.), conveyorbelt or bucket, light plant, narrow gauge locomotive, welding machine, fireman, mechanic's helper, oiler, deckhand, screed man, spreader box man, farm tractor, joint sealer and pump, steam jenny and brakeman of locomotive.

CLASS VI: Utility: Class V operators may operate up to five (5) pieces of utility equipment, but operators are Class VI when operating one (1) or more 600 CFM compressors or one (1) or more pumps 4" or larger, or more than one (1) air compressor, conveyor-belt or bucket, light plant, welding machine and pumps. Highway striping machine operator.

CLASS VII: All equipment which requires State or Federal certification or certification of training.

CLASS VIII: Operators required to have an Electrical License.

NOTE: Twenty-five cents per hour shall be added to all of the above schedules for tunneling and for all other underground work.

WEST VIRGINIA DIVISION OF LABOR
HEAVY & HIGHWAY CONSTRUCTION RATES
2001

APPENDIX III

TEAMSTER CLASSIFICATIONS

CLASS I: Warehouseman, Yardman, Truck Helper, Pick-ups, Station Wagons, Panel Trucks, Team 2-Up.

CLASS II: Single axle trucks used as dump, supply, fuel, water, van, flatbody, monorail, distributor (other than bituminous distributors) and including towed single units - material checkers, material receivers, Team 4-Up, Greasers, Tiremen, and Mechanic helpers (trucks).

CLASS III: Tandem Axle trucks used as dump, supply, fuel, water, van, flatbody, monorail and including towed single units, truck tractors used in combination with dump, van, tank, flatbed, low platform, or pole trailers, bituminous distributors, agitator or mixer trucks(up to and including 5 cu. yds.)

CLASS IV: Agitator or Mixer trucks over 5 cu. yds. and less than 12 cu. yds., rubber tired tractors (towing or pushing), drag drivers, and tag alongs.

CLASS V: Tri-axle trucks used as dump, supply, fuel, water, van, flatbed, monorail, and including towed single units, agitator or mixer trucks (over 12 cu. yds. to 20 cu. yds.)

CLASS VI: Mobile Metered Mixer, agitator or mixer trucks (over 20 cu. yds.) off highway rear dump trucks to 75 tons, articulating dump trucks.

CLASS VII: "A" frame operator.

CLASS VIII: Mechanics (truck) foreman and/or dispatchers. Off-highway rear dump - over 75 tons.

Note: Double Hitched equipment operated by one driver shall pay 50% more than the wages set out above. Twenty-five cents (\$0.25) per hour shall be added for tunneling and all other underground work.

WEST VIRGINIA DIVISION OF LABOR
HEAVY & HIGHWAY CONSTRUCTION RATES
2001

APPENDIX IV

IRONWORKER

Where precast, prestressed, reinforced concrete, structural, floor, side, top or bottom members (columns, beams, girders, slabs, panels, plus all post tensioning work) are used in the construction of building bridges and other structures and power equipment, such as derricks, cranes, jacks and/or rigging is used, the work of unloading, loading, handling and placing to complete erection and dismantling of same shall be performed by Ironworkers.

All reinforcing, structural steel or other material used as or taking the place of, and all falsework, S.I.P. or other decking, expansion dams and embedded metals, catwalks, handrails, stairs, platforms, guardrails, piling pertaining to falsework, scuppers, downspouts, piping and supports of the same, signs and supports, drilling of holes in the piers and abutments, when drilled through templates, or base plates to anchor same, shear connectors, welding on all the same, all repairs, fence, retrofits or replacement of materials or structures shall be performed by Ironworkers.

WEST VIRGINIA DIVISION OF LABOR
Heavy and Highway Construction Rates

Boilermaker
2001

ALL COUNTIES EXCEPT:
Brooke, Grant, Hancock

CLASSIFICATION	RATE	FRINGE BENEFITS
BOILERMAKER	24.80	11.39

Brooke, Hancock

CLASSIFICATION	RATE	FRINGE BENEFITS
BOILERMAKER	26.52	12.49

Grant

CLASSIFICATION	RATE	FRINGE BENEFITS
BOILERMAKER	21.37	11.94

APPRENTICE SCHEDULE:

Check with the Federal Bureau of Apprenticeship & Training in the locality worked.

Phone: (304) 347-5794

WEST VIRGINIA DIVISION OF LABOR
Heavy and Highway Construction Rates

Bricklayer
2001

Barbour, Doddridge, Gilmer, Grant, Hardy, Harrison, Lewis, Marion, Monongalia, Pendleton,
Pocahontas, Preston, Randolph, Taylor, Tucker, Upshur, Webster

CLASSIFICATION	RATE	FRINGE BENEFITS
BRICKLAYER	23.51	5.65

Berkeley, Hampshire, Jefferson, Mineral, Morgan

CLASSIFICATION	RATE	FRINGE BENEFITS
BRICKLAYER	19.12	5.68

Boone, Braxton, Clay, Fayette, Greenbrier, Kanawha, Logan, McDowell, Mercer, Monroe,
Nicholas, Putnam, Raleigh, Summers, Wyoming

CLASSIFICATION	RATE	FRINGE BENEFITS
BRICKLAYER	21.64	9.22

Brooke, Hancock,

CLASSIFICATION	RATE	FRINGE BENEFITS
BRICKLAYER	21.90	6.97

Cabell, Lincoln, Mason, Mingo, Wayne

CLASSIFICATION	RATE	FRINGE BENEFITS
BRICKLAYER	22.96	9.22

Calhoun, Jackson, Pleasants, Ritchie, Roane, Wirt, Wood

CLASSIFICATION	RATE	FRINGE BENEFITS
BRICKLAYER	22.01	6.13

Marshall, Ohio, Tyler, Wetzel

CLASSIFICATION	RATE	FRINGE BENEFITS
BRICKLAYER	21.01	7.95

APPRENTICE SCHEDULE:

Check with the Federal Bureau of Apprenticeship & Training in the locality worked.

Phone: (304) 347-5794

WEST VIRGINIA DIVISION OF LABOR
Heavy and Highway Construction Rates

Carpenter
2001

ALL COUNTIES EXCEPT:

Berkeley, Brooke, Cabell, Grant, Hampshire, Hancock, Hardy, Jefferson, Lincoln, Marshall,
Mineral, Mingo, Morgan, Ohio, Pendleton, and Wayne

CLASSIFICATION	RATE	FRINGE BENEFITS
CARPENTER	22.50	8.08
CARPENTER WELDER	22.75	8.08

Berkeley, Grant, Hampshire, Hardy, Jefferson, Mineral, Morgan and Pendleton

CLASSIFICATION	RATE	FRINGE BENEFITS
CARPENTER	20.64	5.91

Brooke, Hancock, Marshall and Ohio

CLASSIFICATION	RATE	FRINGE BENEFITS
CARPENTER	21.21	9.47
CARPENTER WELDER	21.46	9.47

Cabell, Lincoln, Mingo and Wayne

CLASSIFICATION	RATE	FRINGE BENEFITS
CARPENTER	22.88	7.82
CARPENTER WELDER	23.13	7.82

APPRENTICE SCHEDULE:

Check with the Federal Bureau of Apprenticeship & Training in the locality worked.

Phone: (304) 347-5794

WEST VIRGINIA DIVISION OF LABOR
Heavy and Highway Construction Rates

Cement Mason
2001

Boone, Braxton, Cabell, Calhoun, Clay, Fayette, Gilmer, Greenbrier, Jackson, Kanawha,
Lincoln, Logan, Mason, McDowell, Mercer, Mingo, Monroe, Nicholas, Pleasants,
Putnam, Raleigh, Ritchie, Roane, Summers, Tyler, Wayne, Wirt, Wood, Wyoming

<u>CLASSIFICATION</u>	<u>RATE</u>	<u>FRINGE BENEFITS</u>
CEMENT MASON	24.09	6.75

Barbour, Berkeley, Doddridge, Grant, Hampshire, Hardy, Harrison, Jefferson, Lewis, Marion,
Mineral, Monongalia, Morgan, Pendleton, Pocahontas, Preston, Randolph, Taylor, Tucker,
Upshur, Webster

<u>CLASSIFICATION</u>	<u>RATE</u>	<u>FRINGE BENEFITS</u>
CEMENT MASON	26.53	4.31

Brooke, Hancock, Marshall, Ohio, Wetzel

<u>CLASSIFICATION</u>	<u>RATE</u>	<u>FRINGE BENEFITS</u>
CEMENT MASON	22.03	8.81

APPRENTICE SCHEDULE:

Check with the Federal Bureau of Apprenticeship & Training in the locality worked.
Phone: (304) 347-5794

WEST VIRGINIA DIVISION OF LABOR
Heavy and Highway Construction Rates

Diver
2001

ALL COUNTIES EXCEPT:

Berkeley, Brooke, Cabell, Grant, Hampshire, Hancock, Hardy, Jefferson, Lincoln, Marshall,
Mineral, Mingo, Morgan, Ohio, Pendleton, and Wayne

CLASSIFICATION	RATE	FRINGE BENEFITS
DIVER	23.05	8.08
DIVER HELPER	22.50	8.08

Berkeley, Grant, Hampshire, Hardy, Jefferson, Mineral, Morgan and Pendleton

CLASSIFICATION	RATE	FRINGE BENEFITS
DIVER	21.13	5.91
DIVER HELPER	20.64	5.91

Brooke, Hancock, Marshall and Ohio

CLASSIFICATION	RATE	FRINGE BENEFITS
DIVER	23.19	8.26
DIVER HELPER	21.21	9.47

Cabell, Lincoln, Mingo and Wayne

CLASSIFICATION	RATE	FRINGE BENEFITS
DIVER	23.43	7.82
DIVER HELPER	22.88	7.82

APPRENTICE SCHEDULE:

Check with the Federal Bureau of Apprenticeship & Training in the locality worked.
Phone: (304) 347-5794

WEST VIRGINIA DIVISION OF LABOR
Heavy Construction Rates

Electrician
2001

ALL COUNTIES EXCEPT:

Barbour, Doddridge, Harrison, Lewis, Marion, Marshall, Monongalia, Ohio, Preston, Taylor, Tucker, Randolph, Upshur and Wetzel

CLASSIFICATION			RATE	FRINGE BENEFITS
JOURNEYMAN			21.68	9.90
APPRENTICES:				
1st	6 months	60%	13.01	9.54
2nd	6 months	65%	14.09	9.59
3rd	6 months	70%	15.18	9.63
4th	6 months	75%	16.26	9.68
5th	6 months	80%	17.34	9.72
6th	6 months	85%	18.43	9.77
7th	6 months	90%	19.51	9.81

APPRENTICE SCHEDULE:

Check with the Federal Bureau of Apprenticeship & Training in the locality worked.

Phone: (304) 347-5794

WEST VIRGINIA DIVISION OF LABOR
Heavy Construction Rates

Electrician
2001

Barbour, Doddridge, Harrison, Marion, Monongalia, Preston, Taylor, Tucker, Lewis, Randolph and Upshur

CLASSIFICATION		RATE	FRINGE BENEFITS
LINEMAN - JOURNEYMAN		23.70	10.46
CERTIFIED CABLE SPLICER		26.07	10.53
APPRENTICES:			
1st 6 months.....	40%	9.48	3.53
2nd 6 months.....	45%	10.67	3.57
2nd year.....	50%	11.85	10.11
3rd year.....	55%	13.04	10.14
4th year.....	70%	16.59	10.25
5th year.....	85%	20.15	10.35

APPRENTICE SCHEDULE:

Check with the Federal Bureau of Apprenticeship & Training in the locality worked.
Phone: (304) 347-5794

WEST VIRGINIA DIVISION OF LABOR
Heavy Construction Rates

Electrician
2001

Ohio, Marshall and Wetzel

CLASSIFICATION	RATE	FRINGE BENEFITS
LINEMAN - JOURNEYMAN	23.48	9.62
TECHNICIAN - JOURNEYMAN	23.48	9.62
WELDER	23.73	9.63
CABLE SPLICER	23.73	9.63
X - RAY TECHNICIAN	23.48	9.62
APPRENTICES:		
1st 1,000 hours..... 60%	14.09	6.99
2nd 1,000 hours..... 65%	15.26	7.32
3rd 1,000 hours..... 70%	16.44	7.65
4th 1,000 hours..... 75%	17.61	7.98
5th 1,000 hours..... 80%	18.78	8.31
6th 1,000 hours..... 85%	19.96	8.64
7th 1,000 hours..... 90%	21.13	8.96

APPRENTICE SCHEDULE:

Check with the Federal Bureau of Apprenticeship & Training in the locality worked.
Phone: (304) 347-5794

WEST VIRGINIA DIVISION OF LABOR
Heavy and Highway Construction Rates

Ironworker
2001

Berkeley, Grant, Hampshire, Hardy, Jefferson, Mineral, Morgan, Pendleton, Preston, Tucker,

CLASSIFICATION	RATE	FRINGE BENEFITS
IRONWORKER	26.00	6.39

Barbour, Brooke, Hancock, Harrison, Marion, Marshall, Monongalia, Ohio, Taylor, Tyler, Wetzel

CLASSIFICATION	RATE	FRINGE BENEFITS
IRONWORKER	26.00	14.05

Boone, Braxton, Clay, Fayette, Kanawha, Lincoln, Logan, McDowell, Mingo, Nicholas, Putnam,
Raleigh, Randolph, Webster, Wyoming

CLASSIFICATION	RATE	FRINGE BENEFITS
IRONWORKER	26.00	10.28

Calhoun, Doddridge, Gilmer, Jackson, Lewis, Mason, Pleasants, Ritchie, Roane, Upshur, Wirt,
Wood

CLASSIFICATION	RATE	FRINGE BENEFITS
IRONWORKER	25.65	10.20

Cabell, Wayne

CLASSIFICATION	RATE	FRINGE BENEFITS
IRONWORKER	26.00	10.41

Greenbrier, Mercer, Monroe, Pocahontas, Summers

CLASSIFICATION	RATE	FRINGE BENEFITS
IRONWORKER	25.50	7.87

NOTE: Work to include structural steel erection, fence erection, tying reinforcing steel, precast erection and dismantling of same.

Equipment requiring State or Federal certification or certification of training shall be paid \$.75 above listed rate.

An Iron Worker required to have an Electrical License will receive an additional \$1.00 per hour.

See Heavy and Highway Appendix IV for classification descriptions.

APPRENTICE SCHEDULE:

Check with the Federal Bureau of Apprenticeship & Training in the locality worked.

Phone: (304) 347-5794

WEST VIRGINIA DIVISION OF LABOR
Heavy and Highway Construction Rates

Laborer
2001

ALL COUNTIES EXCEPT: Brooke & Hancock

CLASSIFICATION	RATE	FRINGE BENEFITS
CLASS IA	21.92	8.55
CLASS I	21.16	8.55
CLASS II	20.54	8.55
CLASS III	20.08	8.55
CLASS IV	19.56	8.55
CLASS V	19.16	8.55
CLASS VI	18.36	8.55

NOTE: See Heavy and Highway Appendix for classification descriptions.

WEST VIRGINIA DIVISION OF LABOR
Heavy and Highway Construction Rates

Laborer
2001

Brooke & Hancock Counties

CLASSIFICATION	RATE	FRINGE BENEFITS
CLASS IA	21.92	4.15
CLASS I	21.16	4.15
CLASS II	20.54	4.15
CLASS III	20.08	4.15
CLASS IV	19.56	4.15
CLASS V	19.16	4.15
CLASS VI	18.36	4.15

NOTE: See Heavy and Highway Appendix for classification descriptions.

WEST VIRGINIA DIVISION OF LABOR
Heavy and Highway Construction Rates

Millwright
2001

ALL COUNTIES EXCEPT:

Berkeley, Brooke, Cabell, Grant, Hampshire, Hancock, Hardy, Jefferson, Lincoln, Marshall,
Mineral, Morgan, Ohio, Pendleton, Wayne

CLASSIFICATION	RATE	FRINGE BENEFITS
MILLWRIGHT	25.83	8.64

Berkeley, Grant, Hampshire, Hardy, Jefferson, Mineral, Morgan, Pendleton

CLASSIFICATION	RATE	FRINGE BENEFITS
MILLWRIGHT	21.44	5.91

Brooke, Hancock, Marshall, Ohio

CLASSIFICATION	RATE	FRINGE BENEFITS
MILLWRIGHT	22.00	7.97

Cabell, Lincoln, Wayne

CLASSIFICATION	RATE	FRINGE BENEFITS
MILLWRIGHT	22.51	10.24

APPRENTICE SCHEDULE:

Check with the Federal Bureau of Apprenticeship & Training in the locality worked.

Phone: (304) 347-5794

WEST VIRGINIA DIVISION OF LABOR
Heavy and Highway Construction Rates

Operating Engineer
2001

ALL COUNTIES

CLASSIFICATION	RATE	FRINGE BENEFITS
CLASS IA	22.43	10.55
CLASS IIA	22.13	10.55
CLASS I	21.93	10.55
CLASS II	20.69	10.55
CLASS III	19.53	10.55
CLASS IV	18.88	10.55
CLASS V	16.20	10.55
CLASS VI	18.09	10.55
CLASS VII	Appropriate base rate +.75*	10.55
CLASS VIII	Appropriate base rate +1.00*	10.55

NOTE: Twenty-five cents per hour shall be added to all the above schedules for all underground work.

* See Heavy and Highway Appendix for classification descriptions.

WEST VIRGINIA DIVISION OF LABOR
Heavy and Highway Construction Rates

Painter
2001

Barbour, Doddridge, Gilmer, Harrison, Lewis, Marion, Monongalia, Preston, Randolph, Taylor,
Tucker, Upshur, Webster

CLASSIFICATION	RATE	FRINGE BENEFITS
PAINTER	24.15	5.77

Berkeley, Jefferson, Grant, Hampshire, Hardy, Mineral, Morgan, Pendleton

CLASSIFICATION	RATE	FRINGE BENEFITS
PAINTER	27.84	2.08

Boone, Braxton, Calhoun, Clay, Fayette, Greenbrier, Kanawha, McDowell, Mercer, Monroe,
Nicholas, Pocahontas, Putnam, Raleigh, Summers, Wyoming

CLASSIFICATION	RATE	FRINGE BENEFITS
PAINTER	23.50	6.42

Brooke, Hancock

CLASSIFICATION	RATE	FRINGE BENEFITS
PAINTER	24.93	4.99

Cabell, Lincoln, Logan, Mason, Mingo, Wayne

CLASSIFICATION	RATE	FRINGE BENEFITS
PAINTER	23.38	6.54

Marshall, Ohio, Wetzel

CLASSIFICATION	RATE	FRINGE BENEFITS
PAINTER	23.77	6.15

Jackson, Pleasants, Ritchie, Roane, Tyler, Wirt, Wood

CLASSIFICATION	RATE	FRINGE BENEFITS
PAINTER	24.42	5.50

APPRENTICE SCHEDULE:

Check with the Federal Bureau of Apprenticeship & Training in the locality worked.

Phone: (304) 347-5794

WEST VIRGINIA DIVISION OF LABOR
Heavy and Highway Construction Rates

Piledriver
2001

ALL COUNTIES EXCEPT:

Berkeley, Brooke, Cabell, Grant, Hampshire, Hancock, Hardy, Jefferson, Lincoln, Marshall,
Mineral, Mingo, Monongalia, Morgan, Ohio, Pendleton, Wayne and Wetzel

CLASSIFICATION	RATE	FRINGE BENEFITS
PILEDRIVER	23.05	8.08

Berkeley, Grant, Hampshire, Hardy, Jefferson, Mineral, Morgan and Pendleton

CLASSIFICATION	RATE	FRINGE BENEFITS
PILEDRIVER	21.13	5.91

Brooke, Hancock, Marshall, Monongalia, Ohio and Wetzel

CLASSIFICATION	RATE	FRINGE BENEFITS
PILEDRIVER	23.19	8.26
WELDER	23.41	8.34

Cabell, Lincoln, Mingo and Wayne

CLASSIFICATION	RATE	FRINGE BENEFITS
PILEDRIVER	23.43	7.82

APPRENTICE SCHEDULE:

Check with the Federal Bureau of Apprenticeship & Training in the locality worked.
Phone: (304) 347-5794

WEST VIRGINIA DIVISION OF LABOR
Highway Construction Rates

Signal and Lighting Rates
2001

ALL COUNTIES

CLASSIFICATION	RATE	FRINGE BENEFITS
JOURNEYMAN TECHNICIAN I	21.68	9.90
JOURNEYMAN TECHNICIAN APPRENTICES		
1st 1000 hours (60% of J.T. Rate)	13.01	9.54
2nd 1000 hours (65% of J.T. Rate)	14.09	9.59
3rd 1000 hours (70% of J.T. Rate)	15.18	9.63
4th 1000 hours (80% of J.T. Rate)	17.34	9.72
5th 1000 hours (90% of J.T. Rate)	19.51	9.81
(OPER.) ALL MECHANIZED EQUIPMENT	17.34	9.72
GROUNDMAN	14.09	9.59
FLAGGER *	7.54	2.63

NOTE: Work to include street lighting and signage, traffic signals, traffic signal controls, airport runway lighting and signage, and campground facility lighting excluding buildings.

* Flagger rate only to be applied to signal and lighting work.

APPRENTICE SCHEDULE:

Check with the Federal Bureau of Apprenticeship & Training in the locality worked.
Phone: (304) 347-5794

WEST VIRGINIA DIVISION OF LABOR
Heavy and Highway Construction Rates

Teamster
2001

ALL COUNTIES EXCEPT:

Berkeley, Brooke, Cabell, Grant, Hampshire, Hancock, Hardy, Jefferson, Lincoln, Logan, Marshall, Mason, Mineral, Mingo, Morgan, Ohio, Pendleton, Wayne and Wetzel

CLASSIFICATION	RATE	FRINGE BENEFITS
CLASS I	19.34	7.73
CLASS II	19.57	7.73
CLASS III	19.90	7.73
CLASS IV	20.36	7.73
CLASS V	20.47	7.73
CLASS VI	20.72	7.73
CLASS VII	20.99	7.73
CLASS VIII	21.04	7.73

NOTE: Double Hitched equipment operated by one driver shall pay 50% more than the wages set out above.

Twenty-five cents per hour shall be added for tunneling and all other underground work.

See Heavy and Highway Appendix for classification descriptions.

WELDERS: Receive rates prescribed for craft performing operation to which the welding is incidental.

WEST VIRGINIA DIVISION OF LABOR
Heavy and Highway Construction Rates

Teamster
2001

Berkeley, Grant, Hampshire, Hardy,
Jefferson, Mineral, Morgan and Pendleton Counties

CLASSIFICATION	RATE	FRINGE BENEFITS
CLASS I	19.43	8.41
CLASS II	19.66	8.41
CLASS III	19.99	8.41
CLASS IV	20.45	8.41
CLASS V	20.56	8.41
CLASS VI	20.81	8.41
CLASS VII	21.08	8.41
CLASS VIII	21.13	8.41

NOTE: Double Hitched equipment operated by one driver shall pay 50% more than the wages set out above.

Twenty-five cents per hour shall be added for tunneling and all other underground work.

See Heavy and Highway Appendix for classification descriptions.

WELDERS: Receive rates prescribed for craft performing operation to which the welding is incidental.

WEST VIRGINIA DIVISION OF LABOR
Heavy and Highway Construction Rates

Teamster
2001

Brooke and Hancock Counties

CLASSIFICATION	RATE	FRINGE BENEFITS
CLASS I	20.19	6.32
CLASS II	20.42	6.32
CLASS III	20.75	6.32
CLASS IV	21.21	6.32
CLASS V	21.32	6.32
CLASS VI	21.57	6.32
CLASS VII	21.84	6.32
CLASS VIII	21.89	6.32

NOTE: Double Hitched equipment operated by one driver shall pay 50% more than the wages set out above.

Twenty-five cents per hour shall be added for tunneling and all other underground work.

See Heavy and Highway Appendix for classification descriptions.

WELDERS: Receive rates prescribed for craft performing operation to which the welding is incidental.

WEST VIRGINIA DIVISION OF LABOR
Heavy and Highway Construction Rates

Teamster
2001

Cabell, Lincoln, Logan, Mason, Mingo and Wayne

CLASSIFICATION	RATE	FRINGE BENEFITS
CLASS I	19.44	8.59
CLASS II	19.66	8.59
CLASS III	19.98	8.59
CLASS IV	20.47	8.59
CLASS V	20.56	8.59
CLASS VI	20.80	8.59
CLASS VII	21.00	8.59
CLASS VIII	21.13	8.59

NOTE: Double Hitched equipment operated by one driver shall pay 50% more than the wages set out above.

Twenty-five cents per hour shall be added for tunneling and all other underground work.

See Heavy and Highway Appendix for classification descriptions.

WELDERS: Receive rates prescribed for craft performing operation to which the welding is incidental.

WEST VIRGINIA DIVISION OF LABOR
Heavy and Highway Construction Rates

Teamster
2001

Marshall, Ohio and Wetzel Counties

CLASSIFICATION	RATE	FRINGE BENEFITS
CLASS I	19.36	7.41
CLASS II	19.58	7.41
CLASS III	19.90	7.41
CLASS IV	20.39	7.41
CLASS V	20.48	7.41
CLASS VI	20.72	7.41
CLASS VII	20.92	7.41
CLASS VIII	21.05	7.41

NOTE: Double Hitched equipment operated by one driver shall pay 50% more than the wages set out above.

Twenty-five cents per hour shall be added for tunneling and all other underground work.

See Heavy and Highway Appendix for classification descriptions.

WELDERS: Receive rates prescribed for craft performing operation to which the welding is incidental.



FILED

WEST VIRGINIA DIVISION OF LABOR
Building Construction Wage Rates

Dec 29 9 57 AM '00

Barbour County
2001

OFFICE OF WEST VIRGINIA
SECRETARY OF STATE

CLASSIFICATION	BASIC HOURLY RATE	FRINGE BENEFITS
BOILERMAKER	24.80	11.39
BRICKLAYER	23.51	5.65
BRICKLAYER - POINTER\CAULKER\CLEANER	23.51	5.65
CARPENTER	20.93	7.83
CARPET LAYER	20.93	7.83
CEMENT MASON	22.39	4.16
DRYWALL HANGER	20.93	7.83
ELECTRICIAN	21.33	10.46
ELEVATOR HELPER	18.46	8.35
ELEVATOR MECHANIC	26.37	8.82
GLAZIER	20.16	15.19
INSULATOR	23.97	10.34
IRON WORKER ERECTOR *	20.63	13.63
IRON WORKER FENCE ERECTOR *	20.63	13.63
IRON WORKER JOURNEYMAN *	20.63	13.63
IRON WORKER REINFORCING *	20.63	13.63
IRON WORKER SHEETER *	20.63	13.63
IRON WORKER STRUCTURAL *	20.63	13.63
LABORER CLASS I *	16.94	6.65
LABORER CLASS II *	16.51	6.65
LABORER CLASS III *	16.15	6.65
LATHER	20.93	7.83
MARBLE FINISHER	16.15	5.65
MARBLE SETTER	23.51	5.65
MILLWRIGHT	24.38	8.59
OPERATING ENGINEER 1A *	22.86	10.45
OPERATING ENGINEER 2A *	22.61	10.45
OPERATING ENGINEER 2B *	21.66	10.45
OPERATING ENGINEER 3A *	22.36	10.45
OPERATING ENGINEER 3B *	21.36	10.45
OPERATING ENGINEER 4B *	21.16	10.45
OPERATING ENGINEER IB *	21.86	10.45
OPERATING ENGINEER III *	20.76	10.45
OPERATING ENGINEER IV *	17.26	10.45
PAINT\BANJO (NOT WIPE DOWN MAN)	22.65	3.40
PAINT\BAZOOKA & BOX TOOLS (WIPE DOWN)	22.90	3.40
PAINT\BRUSH & ROLLER	21.86	3.40
PAINT\BRUSH & ROLLER >50'	23.36	3.40
PAINT\BRUSH&ROLLER\TOXIC VAP.	22.86	3.40
PAINT\BRUSH&ROLLER\TOXIC VAP.>50'	24.36	3.40
PAINT\DRYWALL FINISH (INCL. WIPE DOWN)	22.15	3.40
PAINT\PAPER HANGER\VINYL HANGER	22.11	3.40
PAINT\POT MANISPRAY PAINTER\SANDBLAST	22.36	3.40

WEST VIRGINIA DIVISION OF LABOR
Building Construction Wage Rates

Barbour County
2001

CLASSIFICATION	BASIC HOURLY RATE	FRINGE BENEFITS
PAINT\POWER ROLLERS & POWER TOOLS	23.53	3.40
PAINT\REPAINT	19.10	3.40
PAINT\SANDBLASTER\SPRAY PAINTER	23.36	3.40
PAINT\SPRAY PAINTER & SANDBLAST>50'	24.86	3.40
PAINT\SPRAY TOXIC VAP.	24.36	3.40
PAINT\SPRAY TOXIC VAP. >50'	25.86	3.40
PAINT\WATERBLASTER	23.53	3.40
PAINT\WATERBLASTER >50'	24.53	3.40
PILEDRIVER	21.43	7.83
PLASTERER	21.74	4.16
PLUMBER\FITTER	22.30	13.05
ROOFER\HEATED COAL TAR PRODUCT	20.81	5.47
ROOFER\WATER DAMP PROOFER	20.31	5.47
SHEET METAL WORKER	22.69	10.61
SOFT FLOOR LAYER	20.93	7.83
SPRINKLER FITTER	24.30	7.65
STONE MASON	23.51	5.65
TEAMSTER CLASS A *	18.89	5.42
TEAMSTER CLASS B *	18.51	5.42
TEAMSTER CLASS C *	18.46	5.42
TEAMSTER CLASS D *	18.41	5.42
TEAMSTER CLASS E *	18.21	5.42
TEAMSTER CLASS F *	18.11	5.42
TERRAZZO FINISHER	16.15	5.65
TERRAZZO WORKER	23.51	5.65
TILE FINISHER	16.15	5.65
TILE SETTER	23.51	5.65

NOTE: The allowable ratio of apprentice to journeyman employed in any craft shall not be greater than the prevailing ratio of the locality. The allowable ratio is applied on a daily basis. Contact the Federal Bureau of Apprenticeship and Training for additional information at (304) 347-5794.

* To apply the wage rates properly use Appendix I, II, III, IV and V.

APPRENTICE SCHEDULE

**Barbour County
2001**

CRAFT	INTERVAL	1st	2nd	3rd	4th	5th	6th	7th	8th	9th	10th
BOILERMAKERS	6 months	70	75	80	85	87.5	90	92.5	95		
BRICKLAYERS	1000 hrs	50	55	60	70	80	90				
CARPENTERS	Percent	50	60	70	80	90					
CARPENTERS	Hours to	800	2400	4270	6140	8000					
CEMENT MASONS	1200 hrs	50	60	70	80	90					
ELECTRICIANS	Percent	40	45	50	55	70	85				
ELECTRICIANS	Hours to	1000	2000	3500	5000	6500	8000				
GLAZIERS	1000 hrs	45	50	60	65	70	75	80	90		
INSULATORS	6 months	65	70	75	75	80	80	90	90		
IRONWORKERS	6 months	60	60	70	75	80	85	90			
LABORERS	1000 hrs	50	60	75	90						
MARBLE SETTER	1000 hrs	50	55	60	70	80	90				
MILLWRIGHTS	6 months	60	60	65	70	75	80	85	90	95	95
OPERATING ENGINEER	Yearly	75	80	85	100						
PAINTERS	6 months	50	60	70	80	85	90				
PILEDRIVERS	Percent	50	60	70	80	90					
PILEDRIVERS	Hours to	800	2400	4270	6140	8000					
PLASTERERS	1200 hrs	50	60	70	80	90					
PLUMBER & FITTER	850 hrs	50	55	60	65	70	75	80	85	90	95
ROOFERS	1000 hrs	50	65	70	75	80	90				
SHEET METAL WKR.	Yearly	35	40	50	60	70					
SPRINKLER FITTER	6 months	45	50	55	60	65	70	75	80	85	90
STONE MASON	1000 hrs	50	55	60	70	80	90				
TERRAZZO SETTER	1000 hrs	50	55	60	70	80	90				
TILE SETTER	1000 hrs	50	55	60	70	80	90				

NOTE: For Carpet Layer, Drywall Hanger, Soft Floor Layer and Lather use Carpenter Schedule

APPRENTICE RATIO: Contact Federal Bureau of Apprenticeship and Training at (304) 347-5794.

WEST VIRGINIA DIVISION OF LABOR
Building Construction Wage Rates

FILED

Dec 29 9 57 AM '00

Berkeley County
2001

OFFICE OF WEST VIRGINIA
SECRETARY OF STATE

CLASSIFICATION	BASIC HOURLY RATE	FRINGE BENEFITS
BOILERMAKER	24.80	11.39
BRICKLAYER	19.12	5.68
BRICKLAYER - POINTER\CAULKER\CLEANER	19.12	5.68
CARPENTER	20.86	5.91
CARPET LAYER	20.86	5.91
CEMENT MASON	19.12	5.68
DRYWALL HANGER	20.86	5.91
ELECTRICIAN	22.00	8.89
ELEVATOR HELPER	18.46	8.35
ELEVATOR MECHANIC	26.37	8.82
GLAZIER	19.95	5.69
GLAZIER > \$2,000,000	21.15	5.69
INSULATOR	23.12	7.39
IRON WORKER BUCKER-UP *	23.47	6.54
IRON WORKER ERECTOR *	23.32	6.54
IRON WORKER FENCE ERECTOR *	23.32	6.54
IRON WORKER JOURNEYMAN *	23.32	6.54
IRON WORKER REINFORCING *	23.32	6.54
IRON WORKER SHEETER *	23.47	6.54
IRON WORKER STRUCTURAL *	23.32	6.54
LABORER CLASS I *	16.94	6.65
LABORER CLASS II *	16.51	6.65
LABORER CLASS III *	16.15	6.65
LATHER	20.86	5.91
MARBLE FINISHER	16.15	5.65
MARBLE SETTER	19.12	5.68
MILLWRIGHT	21.44	5.91
OPERATING ENGINEER 1A *	22.86	10.45
OPERATING ENGINEER 2A *	22.61	10.45
OPERATING ENGINEER 2B *	21.66	10.45
OPERATING ENGINEER 3A *	22.36	10.45
OPERATING ENGINEER 3B *	21.36	10.45
OPERATING ENGINEER 4B *	21.16	10.45
OPERATING ENGINEER IB *	21.86	10.45
OPERATING ENGINEER III *	20.76	10.45
OPERATING ENGINEER IV *	17.26	10.45
PAINT/METAL POLISH & REFINISH	16.24	5.98
PAINT/NEW COM. & REPAINT/LEAD ABATEMENT	17.43	5.98
PAINT/PAPER HANGER/DRYWALL FINISH	17.43	5.98
PAINT/SPEC./DRYWALL/PAPER HANGERS	17.43	5.98
PAINT/SPRAY	17.43	5.98
PILEDRIVER	21.35	5.91
PLASTERER	19.12	5.68

WEST VIRGINIA DIVISION OF LABOR
Building Construction Wage Rates

Berkeley County
2001

CLASSIFICATION	BASIC HOURLY RATE	FRINGE BENEFITS
PLUMBER/FITTER	22.02	8.64
ROOFER/HEATED COAL TAR PRODUCT	16.50	5.05
ROOFER/WATER DAMP PROOFER	16.00	5.05
SHEET METAL WORKER	20.27	7.54
SOFT FLOOR LAYER	20.86	5.91
SPRINKLER FITTER	24.30	7.65
STONE MASON	19.12	5.68
TEAMSTER CLASS A *	15.21	6.83
TEAMSTER CLASS B *	15.44	6.83
TEAMSTER CLASS C *	15.72	6.83
TEAMSTER CLASS D *	15.97	6.83
TEAMSTER CLASS E *	16.32	6.83
TEAMSTER CLASS F *	16.67	6.83
TEAMSTER CLASS G *	17.04	6.83
TERRAZZO FINISHER	16.15	5.65
TERRAZZO WORKER	19.12	5.68
TILE FINISHER	16.15	5.65
TILE SETTER	19.12	5.68

NOTE: The allowable ratio of apprentice to journeyman employed in any craft shall not be greater than the prevailing ratio of the locality. The allowable ratio is applied on a daily basis. Contact the Federal Bureau of Apprenticeship and Training for additional information at (304) 347-5794.

* To apply the wage rates properly use Appendix I, II, III, IV and V.

APPRENTICE SCHEDULE

Berkeley County
2001

CRAFT	INTERVAL	1st	2nd	3rd	4th	5th	6th	7th	8th	9th	10th
BOILERMAKERS	6 months	70	75	80	85	87.5	90	92.5	95		
BRICKLAYERS	6 months	50	60	70	75	80	85				
CARPENTERS	6 months	40	47.5	55	62.5	70	70	85	85		
CEMENT MASONS	6 months	50	60	70	75	80	85				
ELECTRICIANS	Percent	40	45	55	65	75	85				
ELECTRICIANS	Hours to	1000	2000	3500	5000	6500	8000				
GLAZIERS	1000 hrs	60	65	70	75	80	85				
INSULATORS	Yearly	50	50	55	60	70					
IRONWORKERS	1000 hrs	60	70	75	80	85	90				
LABORERS	1000 hrs	50	60	75	90						
MARBLE SETTER	6 months	50	60	70	75	80	85				
MILLWRIGHTS	6 months	40	47.5	55	62.5	70	70	85	85		
OPERATING ENGINEER	Yearly	75	80	85	100						
PAINTERS	6 months	60	65	70	75	80	85				
PILEDRIVERS	6 months	40	47.5	55	62.5	70	70	85	85		
PLASTERERS	6 months	50	60	70	75	80	85				
PLUMBER & FITTER	Yearly	50	55	65	75	80					
SHEET METAL WKR.	6 months	40	45	50	55	60	65	70	75	80	85
SPRINKLER FITTER	6 months	45	50	55	60	65	70	75	80	85	90
STONE MASON	6 months	50	60	70	75	80	85				
TERRAZZO SETTER	6 months	50	60	70	75	80	85				
TILE SETTER	6 months	50	60	70	75	80	85				

NOTE: For Carpet Layer, Drywall Hanger, Soft Floor Layer and Lather use Carpenter Schedule

APPRENTICE RATIO: Contact Federal Bureau of Apprenticeship and Training at (304) 347-5794.

FILED

WEST VIRGINIA DIVISION OF LABOR
Building Construction Wage Rates

DEC 29 9 57 AM '00

Boone County
2001

OFFICE OF WEST VIRGINIA
SECRETARY OF STATE

CLASSIFICATION	BASIC HOURLY RATE	FRINGE BENEFITS
ASBESTOS & LEAD ABATEMENT WORKER	15.40	4.03
BOILERMAKER	24.80	11.39
BRICKLAYER	21.64	9.22
BRICKLAYER - POINTER\CAULKER\CLEANER	21.64	9.22
CARPENTER	22.46	8.20
CARPET LAYER	22.46	8.20
CEMENT MASON	23.04	6.68
DRYWALL HANGER	22.46	8.20
ELECTRICIAN	26.04	7.58
ELEVATOR HELPER	18.46	8.35
ELEVATOR MECHANIC	26.37	8.82
GLAZIER	22.51	3.12
INSULATOR	23.88	8.88
IRON WORKER ERECTOR *	22.60	10.24
IRON WORKER FENCE ERECTOR *	22.60	10.24
IRON WORKER JOURNEYMAN *	22.60	10.24
IRON WORKER REINFORCING *	22.60	10.24
IRON WORKER SHEETER *	22.60	10.24
IRON WORKER STRUCTURAL *	22.60	10.24
LABORER CLASS I *	18.95	6.73
LABORER CLASS II *	18.51	6.73
LABORER CLASS III *	17.97	6.73
LATHER	22.46	8.20
MARBLE FINISHER	16.15	5.65
MARBLE SETTER	21.64	9.22
MILLWRIGHT	24.38	8.59
OPERATING ENGINEER 1A *	22.86	10.45
OPERATING ENGINEER 2A *	22.61	10.45
OPERATING ENGINEER 2B *	21.66	10.45
OPERATING ENGINEER 3A *	22.36	10.45
OPERATING ENGINEER 3B *	21.36	10.45
OPERATING ENGINEER 4B *	21.16	10.45
OPERATING ENGINEER IB *	21.86	10.45
OPERATING ENGINEER III *	20.76	10.45
OPERATING ENGINEER IV *	17.26	10.45
Painter CLASS I *	21.50	6.75
Painter CLASS II *	20.00	6.75
Painter CLASS III *	23.17	6.75
Painter CLASS IV *	23.17	6.75
PILEDRIVER	22.68	8.20
PLASTERER	24.86	5.67
PLUMBER\FITTER	22.95	8.65
ROOFER\HEATED COAL TAR PRODUCT	23.48	5.55

WEST VIRGINIA DIVISION OF LABOR
Building Construction Wage Rates

Boone County
2001

CLASSIFICATION	BASIC HOURLY RATE	FRINGE BENEFITS
ROOFER/WATER DAMP PROOFER	22.15	5.55
SHEET METAL WORKER	21.51	9.63
SOFT FLOOR LAYER	22.46	8.20
SPRINKLER FITTER	24.30	7.65
STONE MASON	21.64	9.22
TEAMSTER CLASS A *	18.43	8.68
TEAMSTER CLASS B *	18.54	8.68
TEAMSTER CLASS C *	18.70	8.68
TEAMSTER CLASS D *	18.76	8.68
TEAMSTER CLASS E *	18.82	8.68
TEAMSTER CLASS F *	18.92	8.68
TEAMSTER CLASS G *	19.15	8.68
TEAMSTER CLASS H *	19.42	8.68
TERRAZZO FINISHER	16.15	5.65
TERRAZZO WORKER	21.64	9.22
TILE FINISHER	16.15	5.65
TILE SETTER	20.40	9.22

NOTE: The allowable ratio of apprentice to journeyman employed in any craft shall not be greater than the prevailing ratio of the locality. The allowable ratio is applied on a daily basis. Contact the Federal Bureau of Apprenticeship and Training for additional information at (304) 347-5794.

* To apply the wage rates properly use Appendix I, II, III, IV and V.

APPRENTICE SCHEDULE

**Boone County
2001**

CRAFT	INTERVAL	1st	2nd	3rd	4th	5th	6th	7th	8th	9th	10th
BOILERMAKERS	6 months	70	75	80	85	87.5	90	92.5	95		
BRICKLAYERS	1000 hrs	50	60	70	80	90	90				
CARPENTERS	Hours to	1000	2000	3000	4000	5000	6000	7000			
CARPENTERS	Percent	40	45	50	55	65	75	85			
CEMENT MASONS	500 hrs	60	65	70	75	80	85	90	95		
ELECTRICIANS	Percent	40	45	50	55	70	85				
ELECTRICIANS	Hours to	1000	2000	3500	5000	6500	8000				
GLAZIERS	6 months	40	40	55	65	80	90				
INSULATORS	Yearly	50	50	55	60	70					
IRONWORKERS	6 months	60	70	75	80	85	90				
LABORERS	1000 hrs	50	60	75	90						
MARBLE SETTER	1000 hrs	50	60	70	80	90	90				
MILLWRIGHTS	6 months	60	60	65	70	75	80	85	90	95	95
OPERATING ENGINEER	Yearly	75	80	85	100						
PAINTERS	1000 hrs	50	55	60	70	80	90				
PILEDRIVERS	Percent	40	45	50	55	65	75	85			
PILEDRIVERS	Hours to	1000	2000	3000	4000	5000	6000	7000			
PLASTERERS	Percent	50	55	60	65	70	75	80	85	90	95
PLASTERERS	Hours to	1000	1500	2000	2500	3000	3500	4000	4500	5000	5500
PLUMBER & FITTER	6 months	40	45	50	55	60	65	70	75	80	85
ROOFERS	1000 hrs	49	54	59	76	79	85	95			
SHEET METAL WORKER	Yearly	35	40	50	60	75					
SPRINKLER FITTER	6 months	45	50	55	60	65	70	75	80	85	90
STONE MASON	1000 hrs	50	60	70	80	90	90				
TERRAZZO SETTER	1000 hrs	50	60	70	80	90	90				
TILE SETTER	1000 hrs	50	60	70	80	90	90				

NOTE: For Carpet Layer, Drywall Hanger, Soft Floor Layer and Lather use Carpenter Schedule

APPRENTICE RATIO: Contact Federal Bureau of Apprenticeship and Training at (304) 347-5794.

FILED

WEST VIRGINIA DIVISION OF LABOR
Building Construction Wage Rates

Dec 29 9 57 AM '00

OFFICE OF WEST VIRGINIA
SECRETARY OF STATE

Braxton County
2001

CLASSIFICATION	BASIC HOURLY RATE	FRINGE BENEFITS
ASBESTOS & LEAD ABATEMENT WORKER	15.40	4.03
BOILERMAKER	24.80	11.39
BRICKLAYER	21.64	9.22
BRICKLAYER - POINTER\CAULKER\CLEANER	21.64	9.22
CARPENTER	22.46	8.20
CARPET LAYER	22.46	8.20
CEMENT MASON	23.04	6.68
DRYWALL HANGER	22.46	8.20
ELECTRICIAN	26.04	7.58
ELEVATOR HELPER	18.46	8.35
ELEVATOR MECHANIC	26.37	8.82
GLAZIER	22.51	3.12
INSULATOR	23.88	8.88
IRON WORKER ERECTOR *	22.60	10.24
IRON WORKER FENCE ERECTOR *	22.60	10.24
IRON WORKER JOURNEYMAN *	22.60	10.24
IRON WORKER REINFORCING *	22.60	10.24
IRON WORKER SHEETER *	22.60	10.24
IRON WORKER STRUCTURAL *	22.60	10.24
LABORER CLASS I *	16.94	6.65
LABORER CLASS II *	16.51	6.65
LABORER CLASS III *	16.15	6.65
LATHER	22.46	8.20
MARBLE FINISHER	16.15	5.65
MARBLE SETTER	21.64	9.22
MILLWRIGHT	24.38	8.59
OPERATING ENGINEER 1A *	22.86	10.45
OPERATING ENGINEER 2A *	22.61	10.45
OPERATING ENGINEER 2B *	21.66	10.45
OPERATING ENGINEER 3A *	22.36	10.45
OPERATING ENGINEER 3B *	21.36	10.45
OPERATING ENGINEER 4B *	21.16	10.45
OPERATING ENGINEER IB *	21.86	10.45
OPERATING ENGINEER III *	20.76	10.45
OPERATING ENGINEER IV *	17.26	10.45
PAINTER CLASS I *	21.50	6.75
PAINTER CLASS II *	20.00	6.75
PAINTER CLASS III *	23.17	6.75
PAINTER CLASS IV *	23.17	6.75
PILEDRIIVER	21.43	7.83
PLASTERER	24.86	5.67
PLUMBER/FITTER	22.55	13.07
ROOFER\HEATED COAL TAR PRODUCT	20.81	5.47

WEST VIRGINIA DIVISION OF LABOR
Building Construction Wage Rates

Braxton County
2001

CLASSIFICATION	BASIC HOURLY RATE	FRINGE BENEFITS
ROOFER/WATER DAMP PROOFER	20.31	5.47
SHEET METAL WORKER	22.69	10.61
SOFT FLOOR LAYER	22.46	8.20
SPRINKLER FITTER	24.30	7.65
STONE MASON	21.64	9.22
TEAMSTER CLASS A *	18.43	8.68
TEAMSTER CLASS B *	18.54	8.68
TEAMSTER CLASS C *	18.70	8.68
TEAMSTER CLASS D *	18.76	8.68
TEAMSTER CLASS E *	18.82	8.68
TEAMSTER CLASS F *	18.92	8.68
TEAMSTER CLASS G *	19.15	8.68
TEAMSTER CLASS H *	19.42	8.68
TERRAZZO FINISHER	16.15	5.65
TERRAZZO WORKER	21.64	9.22
TILE FINISHER	16.15	5.65
TILE SETTER	20.40	9.22

NOTE: The allowable ratio of apprentice to journeyman employed in any craft shall not be greater than the prevailing ratio of the locality. The allowable ratio is applied on a daily basis. Contact the Federal Bureau of Apprenticeship and Training for additional information at (304) 347-5794.

* To apply the wage rates properly use Appendix I, II, III, IV and V.

APPRENTICE SCHEDULE

Braxton County
2001

CRAFT	INTERVAL	1st	2nd	3rd	4th	5th	6th	7th	8th	9th	10th
BOILERMAKERS	6 months	70	75	80	85	87.5	90	92.5	95		
BRICKLAYERS	1000 hrs	50	60	70	80	90	90				
CARPENTERS	6 months	60	65	70	75	80	85	90	95	100	
CEMENT MASONS	500 hrs	60	65	70	75	80	85	90	95		
ELECTRICIANS	Percent	40	45	50	55	70	85				
ELECTRICIANS	Hours to	1000	2000	3500	5000	6500	8000				
GLAZIERS	6 months	40	40	55	65	80	90				
INSULATORS	Yearly	45	50	60	70	80					
IRONWORKERS	6 months	60	70	75	80	85	90				
LABORERS	1000 hrs	50	60	75	90						
MARBLE SETTER	1000 hrs	50	60	70	80	90	90				
MILLWRIGHTS	6 months	60	60	65	70	75	80	85	90	95	95
OPERATING ENGINEER	Yearly	75	80	85	100						
PAINTERS	1000 hrs	50	55	60	70	80	90				
PILEDRIVERS	6 months	60	65	70	75	80	85	90	95	100	
PLASTERERS	Percent	50	55	60	65	70	75	80	85	90	95
PLASTERERS	Hours to	1000	1500	2000	2500	3000	3500	4000	4500	5000	5500
PLUMBER & FITTER	850 hrs	50	55	60	65	70	75	80	85	90	95
ROOFERS	1000 hrs	50	65	70	75	80	90				
SHEET METAL WKR.	Yearly	35	40	50	60	70					
SPRINKLER FITTER	6 months	45	50	55	60	65	70	75	80	85	90
STONE MASON	1000 hrs	50	60	70	80	90	90				
TERRAZZO SETTER	1000 hrs	50	60	70	80	90	90				
TILE SETTER	1000 hrs	50	60	70	80	90	90				

NOTE: For Carpet Layer, Drywall Hanger, Soft Floor Layer and Lather use Carpenter Schedule

APPRENTICE RATIO: Contact Federal Bureau of Apprenticeship and Training at (304) 347-5794.

FILED

WEST VIRGINIA DIVISION OF LABOR
Building Construction Wage Rates

DEC 29 9 57 AM '00

Brooke County
2001

OFFICE OF WEST VIRGINIA
SECRETARY OF STATE

CLASSIFICATION	BASIC HOURLY RATE	FRINGE BENEFITS
BOILERMAKER	26.52	12.49
BRICKLAYER	21.90	6.97
BRICKLAYER - POINTER/CAULKER/CLEANER	21.90	6.97
CARPENTER	20.36	7.29
CARPET LAYER	20.36	7.29
CEMENT MASON	19.48	6.65
DRYWALL HANGER	20.36	7.29
ELECTRICIAN	23.16	12.26
ELEVATOR HELPER	18.73	8.09
ELEVATOR MECHANIC	26.76	8.57
GLAZIER	18.03	8.35
INSULATOR	23.97	10.34
IRON WORKER ERECTOR *	20.63	13.63
IRON WORKER FENCE ERECTOR *	20.63	13.63
IRON WORKER JOURNEYMAN *	20.63	13.63
IRON WORKER REINFORCING *	20.63	13.63
IRON WORKER SHEETER *	20.63	13.63
IRON WORKER STRUCTURAL *	20.63	13.63
LABORER CLASS I *	20.02	4.27
LABORER CLASS II *	19.99	4.27
LABORER CLASS III *	19.82	4.27
LATHER	20.36	7.29
MARBLE FINISHER	16.15	5.65
MARBLE SETTER	19.85	6.97
MILLWRIGHT	22.00	7.97
OPERATING ENGINEER 1A *	22.86	10.45
OPERATING ENGINEER 2A *	22.61	10.45
OPERATING ENGINEER 2B *	21.66	10.45
OPERATING ENGINEER 3A *	22.36	10.45
OPERATING ENGINEER 3B *	21.36	10.45
OPERATING ENGINEER 4B *	21.16	10.45
OPERATING ENGINEER IB *	21.86	10.45
OPERATING ENGINEER III *	20.76	10.45
OPERATING ENGINEER IV *	17.26	10.45
PAINT/BRUSH/ROLLER/SPRAY/DRYWALL TAPE	19.50	5.43
PAINT/POWER TOOLS	20.16	5.43
PAINT/SPEC.COATINGS/WATER/SANDBLAST	20.16	5.43
PAINT/VINYL HANGING	20.16	5.43
PILEDRIVER	23.19	8.29
PILEDRIVER - LAGGER	21.19	8.29
PLASTERER	19.93	6.02
PLUMBER/FITTER	19.63	9.36
ROOFER/HEATED COAL TAR PRODUCT	20.42	5.97

WEST VIRGINIA DIVISION OF LABOR
Building Construction Wage Rates

Brooke County
2001

CLASSIFICATION	BASIC HOURLY RATE	FRINGE BENEFITS
ROOFER/WATER DAMP PROOFER	20.17	5.97
SHEET METAL WORKER	21.83	9.63
SOFT FLOOR LAYER	20.36	7.29
SPRINKLER FITTER	24.30	7.65
STONE MASON	21.90	6.97
TEAMSTER CLASS A *	18.89	6.34
TEAMSTER CLASS B *	18.94	6.34
TEAMSTER CLASS C *	19.80	6.34
TEAMSTER CLASS D *	19.57	6.34
TEAMSTER CLASS E *	18.98	6.34
TEAMSTER CLASS F *	18.90	6.34
TEAMSTER CLASS G *	19.68	6.34
TERRAZZO FINISHER	16.15	5.65
TERRAZZO WORKER	21.90	6.97
TILE FINISHER	16.15	5.65
TILE SETTER	21.90	6.97

NOTE: The allowable ratio of apprentice to journeyman employed in any craft shall not be greater than the prevailing ratio of the locality. The allowable ratio is applied on a daily basis. Contact the Federal Bureau of Apprenticeship and Training for additional information at (304) 347-5794.

* To apply the wage rates properly use Appendix I, II, III, IV and V.

APPRENTICE SCHEDULE

Brooke County
2001

CRAFT	INTERVAL	1st	2nd	3rd	4th	5th	6th	7th	8th	9th	10th
BOILERMAKERS	6 months	60	65	70	75	80	85	90	95		
BRICKLAYERS	6 months	50	60	70	70	80	80	90	90		
CARPENTERS	6 months	50	55	60	65	70	75	80	85		
CEMENT MASONS	1200 hrs	50	60	70	80	90					
ELECTRICIANS	6 months	40	50	60	70	75	80				
GLAZIERS	1000 hrs	45	50	60	65	70	75	80	90		
INSULATORS	6 months	65	70	75	75	80	80	90	90		
IRONWORKERS	6 months	60	60	70	75	80	85	90			
LABORERS	1000 hrs	50	60	75	90						
MARBLE SETTER	6 months	50	60	70	70	80	80	90	90		
MILLWRIGHTS	6 months	55	58.5	62	65.5	69	72.5	76	80		
OPERATING ENGINEER	Yearly	75	80	85	100						
PAINTERS	6 months	50	60	70	75	85	95				
PILEDRIVERS	Yearly	60	70	80	90						
PLASTERERS	1200 hrs	50	60	70	80	90					
PLUMBER & FITTER	6 months	45	50	55	60	65	70	75	80	85	90
ROOFERS	Yearly	50	65	80							
SHEET METAL WKR.	Yearly	30	40	50	60	75					
SPRINKLER FITTER	6 months	45	50	55	60	65	70	75	80	85	90
STONE MASON	6 months	50	60	70	70	80	80	90	90		
TERRAZZO SETTER	6 months	50	60	70	70	80	80	90	90		
TILE SETTER	6 months	50	60	70	70	80	80	90	90		

NOTE: For Carpet Layer, Drywall Hanger, Soft Floor Layer and Lather use Carpenter Schedule

APPRENTICE RATIO: Contact Federal Bureau of Apprenticeship and Training at (304) 347-5794.

FILED

WEST VIRGINIA DIVISION OF LABOR
Building Construction Wage Rates

DEC 29 9 57 AM '00

Cabell County
2001

OFFICE OF WEST VIRGINIA
SECRETARY OF STATE

CLASSIFICATION	BASIC HOURLY RATE	FRINGE BENEFITS
ASBESTOS & LEAD ABATEMENT WORKER	15.40	4.03
BOILERMAKER	24.80	11.39
BRICKLAYER	22.96	9.22
BRICKLAYER - POINTER/CAULKER/CLEANER	18.27	9.22
CARPENTER	23.45	7.26
CARPET LAYER	23.45	7.26
CEMENT MASON	24.21	6.97
DRYWALL HANGER	23.45	7.26
ELECTRICIAN	22.11	11.06
ELEVATOR HELPER	18.46	8.35
ELEVATOR MECHANIC	26.37	8.82
GLAZIER	22.51	3.12
INSULATOR	23.88	8.88
IRON WORKER ERECTOR *	23.20	10.41
IRON WORKER FENCE ERECTOR *	23.20	10.41
IRON WORKER JOURNEYMAN *	23.20	10.41
IRON WORKER REINFORCING *	23.20	10.41
IRON WORKER SHEETER *	23.20	10.41
IRON WORKER STRUCTURAL *	23.20	10.41
LABORER CLASS I *	19.03	7.27
LABORER CLASS II *	18.76	7.27
LABORER CLASS III *	18.34	7.27
LATHERS	23.45	7.26
MARBLE FINISHER	18.55	9.22
MARBLE SETTER	22.96	9.22
MILLWRIGHT	22.51	10.24
OPERATING ENGINEER 1A *	22.86	10.45
OPERATING ENGINEER 2A *	22.61	10.45
OPERATING ENGINEER 2B *	21.66	10.45
OPERATING ENGINEER 3A *	22.36	10.45
OPERATING ENGINEER 3B *	21.36	10.45
OPERATING ENGINEER 4B *	21.16	10.45
OPERATING ENGINEER IB *	21.86	10.45
OPERATING ENGINEER III *	20.76	10.45
OPERATING ENGINEER IV *	17.26	10.45
PAINT/BRUSH & ROLLER	19.60	6.79
PAINT/DRYWALL FINISH & TEXT.	20.95	6.79
PAINT/MACHINE/TOOLSTAND/STILTS	21.45	6.79
PAINT/SPRAY/SANDBLAST	20.95	6.79
PAINT/WALL COVERING & VINYL	20.15	6.79
PILEDRIVER	23.84	7.26
PLASTERER	24.77	5.67
PLUMBER/FITTER	25.28	8.42

WEST VIRGINIA DIVISION OF LABOR
Building Construction Wage Rates

Cabell County
2001

CLASSIFICATION	BASIC HOURLY RATE	FRINGE BENEFITS
ROOFER/HEATED COAL TAR PRODUCT	23.48	5.55
ROOFER/WATER DAMP PROOFER	22.15	5.55
SHEET METAL WORKER	22.77	9.05
SOFT FLOOR LAYER	23.45	7.26
SPRINKLER FITTER	24.30	7.65
STONE MASON	22.96	9.22
TEAMSTER CLASS A *	22.34	8.13
TEAMSTER CLASS B *	22.67	8.13
TEAMSTER CLASS C *	22.75	8.13
TEAMSTER CLASS D *	22.82	8.13
TEAMSTER CLASS E *	22.89	8.13
TEAMSTER CLASS F *	23.22	8.13
TEAMSTER CLASS G *	23.55	8.13
TERRAZZO FINISHER	18.55	9.22
TERRAZZO WORKER	22.96	9.22
TILE FINISHER	18.55	9.22
TILE SETTER	22.96	9.22

NOTE: The allowable ratio of apprentice to journeyman employed in any craft shall not be greater than the prevailing ratio of the locality. The allowable ratio is applied on a daily basis. Contact the Federal Bureau of Apprenticeship and Training for additional information at (304) 347-5794.

* To apply the wage rates properly use Appendix I, II, III, IV and V.

APPRENTICE SCHEDULE

Cabell County
2001

CRAFT	INTERVAL	1st	2nd	3rd	4th	5th	6th	7th	8th	9th	10th
BOILERMAKERS	6 months	70	75	80	85	87.5	90	92.5	95		
BRICKLAYERS	1000 hrs	50	60	70	80	90	90				
CARPENTERS	1000 hrs	40	45	50	55	65	75	85			
CEMENT MASONS	500 hrs	60	65	70	75	80	85	90	95		
ELECTRICIANS	Percent	40	45	50	55	60	65	70	75	80	
ELECTRICIANS	Hours to	1000	2750	3500	4250	5000	5750	6500	7250	8000	
GLAZIERS	6 months	40	40	55	65	80	90				
INSULATORS	Yearly	45	50	60	70	80					
IRONWORKERS	6 months	50	60	65	70	75	80	85	90		
LABORERS	1000 hrs	50	60	75	90						
MARBLE SETTER	1000 hrs	50	60	70	80	90	90				
MILLWRIGHTS	6 months	60	65	70	75	80	85	90	95		
OPERATING ENGINEER	Yearly	75	80	85	100						
PAINTERS	1st-1000 hrs / 750 hrs	50	55	65	70	80	90				
PILEDRIVERS	1000 hrs	40	45	50	55	65	75	85			
PLASTERERS	Percent	50	55	60	65	70	75	80	85	90	95
PLASTERERS	Hours to	1000	1500	2000	2500	3000	3500	4000	4500	5000	5500
PLUMBER & FITTER	Yearly	40	50	60	70	80					
ROOFERS	1000 hrs	49	54	59	76	79	85	95			
SHEET METAL WKR.	Yearly	50	60	70	80						
SPRINKLER FITTER	6 months	45	50	55	60	65	70	75	80	85	90
STONE MASON	1000 hrs	50	60	70	80	90	90				
TERRAZZO SETTER	1000 hrs	50	60	70	80	90	90				
TILE SETTER	1000 hrs	50	60	70	80	90	90				

NOTE: For Carpet Layer, Drywall Hanger, Soft Floor Layer and Lather use Carpenter Schedule

APPRENTICE RATIO: Contact Federal Bureau of Apprenticeship and Training at (304) 347-5794.

FILED

WEST VIRGINIA DIVISION OF LABOR
Building Construction Wage Rates

DEC 29 9 57 AM '06

Calhoun County
2001

OFFICE OF WEST VIRGINIA
SECRETARY OF STATE

CLASSIFICATION	BASIC HOURLY RATE	FRINGE BENEFITS
ASBESTOS & LEAD ABATEMENT WORKER	15.40	4.03
BOILERMAKER	24.80	11.39
BRICKLAYER	22.01	6.13
BRICKLAYER - POINTER\CAULKER\CLEANER	22.01	6.13
CARPENTER	22.76	6.97
CARPET LAYER	22.76	6.97
CEMENT MASON	20.31	6.39
DRYWALL HANGER	22.76	6.97
ELECTRICIAN	26.04	7.58
ELEVATOR HELPER	18.46	8.35
ELEVATOR MECHANIC	26.37	8.82
GLAZIER	22.51	3.12
INSULATOR	23.88	8.88
IRON WORKER ERECTOR *	23.08	10.10
IRON WORKER FENCE ERECTOR *	23.08	10.10
IRON WORKER JOURNEYMAN *	23.08	10.10
IRON WORKER REINFORCING *	23.08	10.10
IRON WORKER SHEETER *	23.08	10.10
IRON WORKER STRUCTURAL *	23.08	10.10
LABORER CLASS I *	18.69	6.98
LABORER CLASS II *	18.34	6.98
LABORER CLASS III *	18.04	6.98
LATHER	22.76	6.97
MARBLE FINISHER	16.15	5.65
MARBLE SETTER	21.51	6.13
MILLWRIGHT	24.38	8.59
OPERATING ENGINEER 1A *	22.86	10.45
OPERATING ENGINEER 2A *	22.61	10.45
OPERATING ENGINEER 2B *	21.66	10.45
OPERATING ENGINEER 3A *	22.36	10.45
OPERATING ENGINEER 3B *	21.36	10.45
OPERATING ENGINEER 4B *	21.16	10.45
OPERATING ENGINEER IB *	21.86	10.45
OPERATING ENGINEER III *	20.76	10.45
OPERATING ENGINEER IV *	17.26	10.45
PAINTER CLASS I *	21.50	6.75
PAINTER CLASS II *	20.00	6.75
PAINTER CLASS III *	23.17	6.75
PAINTER CLASS IV *	23.17	6.75
PILEDRIIVER	23.26	6.97
PLASTERER	19.93	6.02
PLUMBER\FITTER	25.21	9.23
ROOFER\HEATED COAL TAR PRODUCT	20.81	5.47

WEST VIRGINIA DIVISION OF LABOR
Building Construction Wage Rates

Calhoun County
2001

CLASSIFICATION	BASIC HOURLY RATE	FRINGE BENEFITS
ROOFER/WATER DAMP PROOFER	20.31	5.47
SHEET METAL WORKER	22.69	10.61
SOFT FLOOR LAYER	22.76	6.97
SPRINKLER FITTER	24.30	7.65
STONE MASON	22.01	6.13
TEAMSTER CLASS A *	18.41	6.55
TEAMSTER CLASS B *	18.51	6.55
TEAMSTER CLASS C *	18.66	6.55
TEAMSTER CLASS D *	18.81	6.55
TEAMSTER CLASS E *	19.06	6.55
TEAMSTER CLASS F *	19.16	6.55
TEAMSTER CLASS G *	19.31	6.55
TERRAZZO FINISHER	16.15	5.65
TERRAZZO WORKER	22.01	6.13
TILE FINISHER	16.15	5.65
TILE SETTER	22.01	6.13

NOTE: The allowable ratio of apprentice to journeyman employed in any craft shall not be greater than the prevailing ratio of the locality. The allowable ratio is applied on a daily basis. Contact the Federal Bureau of Apprenticeship and Training for additional information at (304) 347-5794.

* To apply the wage rates properly use Appendix I, II, III, IV and V.

APPRENTICE SCHEDULE

Calhoun County
2001

CRAFT	INTERVAL	1st	2nd	3rd	4th	5th	6th	7th	8th	9th	10th
BOILERMAKERS	6 months	70	75	80	85	87.5	90	92.5	95		
BRICKLAYERS	1000 hrs	50	60	70	80	90	90				
CARPENTERS	1000 hrs	40	45	50	55	65	75	85	95		
CEMENT MASONS	500 hrs	60	65	70	75	80	85	90	95		
ELECTRICIANS	Percent	40	45	50	55	70	85				
ELECTRICIANS	Hours to	1000	2000	3500	5000	6500	8000				
GLAZIERS	6 months	40	40	55	65	80	90				
INSULATORS	Yearly	45	50	60	70	80					
IRONWORKERS	6 months	50	60	70	75	80	85				
LABORERS	1000 hrs	50	60	75	90						
MARBLE SETTER	1000 hrs	50	60	70	80	90	90				
MILLWRIGHTS	6 months	60	60	65	70	70	80	85	90	95	95
OPERATING ENGINEER	Yearly	75	80	85	100						
PAINTERS	1000 hrs	50	55	60	70	80	90				
PILEDRIVERS	1000 hrs	40	45	50	55	65	75	85	95		
PLASTERERS	1200 hrs	50	60	70	80	90					
PLUMBER & FITTER	6 months	45	45	50	55	70	75	80	85	90	95
ROOFERS	1000 hrs	50	65	70	75	80	90				
SHEET METAL WKR.	Yearly	35	40	50	60	70					
SPRINKLER FITTER	6 months	45	50	55	60	65	70	75	80	85	90
STONE MASON	1000 hrs	50	60	70	80	90	90				
TERRAZZO SETTER	1000 hrs	50	60	70	80	90	90				
TILE SETTER	1000 hrs	50	60	70	80	90	90				

NOTE: For Carpet Layer, Drywall Hanger, Soft Floor Layer and Lather use Carpenter Schedule

APPRENTICE RATIO: Contact Federal Bureau of Apprenticeship and Training at (304) 347-5794.

FILED

WEST VIRGINIA DIVISION OF LABOR
Building Construction Wage Rates

Dec 29 9 57 AM '00

Clay County
2001

OFFICE OF WEST VIRGINIA
SECRETARY OF STATE

CLASSIFICATION	BASIC HOURLY RATE	FRINGE BENEFITS
ASBESTOS & LEAD ABATEMENT WORKER	15.40	4.03
BOILERMAKER	24.80	11.39
BRICKLAYER	21.64	9.22
BRICKLAYER - POINTER\CAULKER\CLEANER	21.64	9.22
CARPENTER	22.46	8.20
CARPET LAYER	22.46	8.20
CEMENT MASON	23.04	6.68
DRYWALL HANGER	22.46	8.20
ELECTRICIAN	26.04	7.58
ELEVATOR HELPER	18.46	8.35
ELEVATOR MECHANIC	26.37	8.82
GLAZIER	22.51	3.12
INSULATOR	23.88	8.88
IRON WORKER ERECTOR *	21.00	10.24
IRON WORKER FENCE ERECTOR *	21.00	10.24
IRON WORKER JOURNEYMAN *	21.00	10.24
IRON WORKER REINFORCING *	21.00	10.24
IRON WORKER SHEETER *	21.00	10.24
IRON WORKER STRUCTURAL *	21.00	10.24
LABORER CLASS I *	18.95	6.73
LABORER CLASS II *	18.51	6.73
LABORER CLASS III *	17.97	6.73
LATHER	22.46	8.20
MARBLE FINISHER	16.15	5.65
MARBLE SETTER	21.64	9.22
MILLWRIGHT	24.38	8.59
OPERATING ENGINEER 1A *	22.86	10.45
OPERATING ENGINEER 2A *	22.61	10.45
OPERATING ENGINEER 2B *	21.66	10.45
OPERATING ENGINEER 3A *	22.36	10.45
OPERATING ENGINEER 3B *	21.36	10.45
OPERATING ENGINEER 4B *	21.16	10.45
OPERATING ENGINEER IB *	21.86	10.45
OPERATING ENGINEER III *	20.76	10.45
OPERATING ENGINEER IV *	17.26	10.45
PAINTER CLASS I *	21.50	6.75
PAINTER CLASS II *	20.00	6.75
PAINTER CLASS III *	23.17	6.75
PAINTER CLASS IV *	23.17	6.75
PILEDRIIVER	22.68	8.20
PLASTERER	24.86	5.67
PLUMBER\FITTER	22.95	8.65
ROOFER\HEATED COAL TAR PRODUCT	23.48	5.55

WEST VIRGINIA DIVISION OF LABOR
Building Construction Wage Rates

Clay County
2001

CLASSIFICATION	BASIC HOURLY RATE	FRINGE BENEFITS
ROOFER/WATER DAMP PROOFER	22.15	5.55
SHEET METAL WORKER	21.51	9.63
SOFT FLOOR LAYER	22.46	8.20
SPRINKLER FITTER	24.30	7.65
STONE MASON	21.64	9.22
TEAMSTER CLASS A *	18.43	8.68
TEAMSTER CLASS B *	18.54	8.68
TEAMSTER CLASS C *	18.70	8.68
TEAMSTER CLASS D *	18.76	8.68
TEAMSTER CLASS E *	18.82	8.68
TEAMSTER CLASS F *	18.92	8.68
TEAMSTER CLASS G *	19.15	8.68
TEAMSTER CLASS H *	19.42	8.68
TERRAZZO FINISHER	16.15	5.65
TERRAZZO WORKER	21.64	9.22
TILE FINISHER	16.15	5.65
TILE SETTER	20.40	9.22

NOTE: The allowable ratio of apprentice to journeyman employed in any craft shall not be greater than the prevailing ratio of the locality. The allowable ratio is applied on a daily basis. Contact the Federal Bureau of Apprenticeship and Training for additional information at (304) 347-5794.

* To apply the wage rates properly use Appendix I, II, III, IV and V.

APPRENTICE SCHEDULE

Clay County
2001

CRAFT	INTERVAL	1st	2nd	3rd	4th	5th	6th	7th	8th	9th	10th
BOILERMAKERS	6 months	70	75	80	85	87.5	90	92.5	95		
BRICKLAYERS	1000 hrs	50	60	70	80	90	90				
CARPENTERS	1000 hrs	40	45	50	55	65	75	85			
CEMENT MASONS	500 hrs	60	65	70	75	80	85	90	95		
ELECTRICIANS	Percent	40	45	50	55	70	85				
ELECTRICIANS	Hours to	1000	2000	3500	5000	6500	8000				
GLAZIERS	6 months	40	40	55	65	80	90				
INSULATORS	Yearly	45	50	60	70	80					
IRONWORKERS	6 months	60	70	75	80	85	90				
LABORERS	1000 hrs	50	60	75	90						
MARBLE SETTER	1000 hrs	50	60	70	80	90	90				
MILLWRIGHTS	6 months	60	60	65	70	75	80	85	90	95	95
OPERATING ENGINEER	Yearly	75	80	85	100						
PAINTERS	1000 hrs	50	55	60	70	80	90				
PILEDRIVERS	1000 hrs	40	45	50	55	65	75	85			
PLASTERERS	Percent	50	55	60	65	70	75	80	85	90	95
PLASTERERS	Hours to	1000	1500	2000	2500	3000	3500	4000	4500	5000	5500
PLUMBER & FITTER	6 months	40	45	50	55	60	65	70	75	80	85
ROOFERS	1000 hrs	49	54	59	76	79	85	95			
SHEET METAL WKR.	Yearly	35	40	50	60	75					
SPRINKLER FITTER	6 months	45	50	55	60	65	70	75	80	85	90
STONE MASON	1000 hrs	50	60	70	80	90	90				
TERRAZZO SETTER	1000 hrs	50	60	70	80	90	90				
TILE SETTER	1000 hrs	50	60	70	80	90	90				

NOTE: For Carpet Layer, Drywall Hanger, Soft Floor Layer and Lather use Carpenter Schedule

APPRENTICE RATIO: Contact Federal Bureau of Apprenticeship and Training at (304) 347-5794.

FILED

WEST VIRGINIA DIVISION OF LABOR
Building Construction Wage Rates

Dec 29 9 57 AM '00

Doddridge County
2001

OFFICE OF WEST VIRGINIA
SECRETARY OF STATE

CLASSIFICATION	BASIC HOURLY RATE	FRINGE BENEFITS
ASBESTOS & LEAD ABATEMENT WORKER	15.40	4.03
BOILERMAKER	24.80	11.39
BRICKLAYER	23.51	5.65
BRICKLAYER - POINTER\CAULKER\CLEANER	23.51	5.65
CARPENTER	20.93	7.83
CARPET LAYER	20.93	7.83
CEMENT MASON	22.39	4.16
DRYWALL HANGER	20.93	7.83
ELECTRICIAN	21.33	10.46
ELEVATOR HELPER	18.46	8.35
ELEVATOR MECHANIC	26.37	8.82
GLAZIER	20.16	15.19
INSULATOR	23.88	8.92
IRON WORKER ERECTOR *	23.08	10.10
IRON WORKER FENCE ERECTOR *	23.08	10.10
IRON WORKER JOURNEYMAN *	23.08	10.10
IRON WORKER REINFORCING *	23.08	10.10
IRON WORKER SHEETER *	23.08	10.10
IRON WORKER STRUCTURAL *	23.08	10.10
LABORER CLASS I *	16.94	6.65
LABORER CLASS II *	16.51	6.65
LABORER CLASS III *	16.15	6.65
LATHER	20.93	7.83
MARBLE FINISHER	16.15	5.65
MARBLE SETTER	23.51	5.65
MILLWRIGHT	24.38	8.59
OPERATING ENGINEER 1A *	22.86	10.45
OPERATING ENGINEER 2A *	22.61	10.45
OPERATING ENGINEER 2B *	21.66	10.45
OPERATING ENGINEER 3A *	22.36	10.45
OPERATING ENGINEER 3B *	21.36	10.45
OPERATING ENGINEER 4B *	21.16	10.45
OPERATING ENGINEER IB *	21.86	10.45
OPERATING ENGINEER III *	20.76	10.45
OPERATING ENGINEER IV *	17.26	10.45
PAINT/BANJO/NOT WIPE DOWN	22.65	3.40
PAINT/BAZOOKA/BOX/WIPE DOWN	22.90	3.40
PAINT/BRUSH & ROLLER > 50'	23.36	3.40
PAINT/BRUSH/ROLLER	21.86	3.40
PAINT/DRYWALL/WIPE DOWN	22.15	3.40
PAINT/PAPER/VINYL HANGER	22.11	3.40
PAINT/POTMAN/SPRAY/SANDBLAST	22.36	3.40
PAINT/POWER ROLLER/TOOLS	23.53	3.40

WEST VIRGINIA DIVISION OF LABOR
Building Construction Wage Rates

Doddridge County
2001

CLASSIFICATION	BASIC HOURLY RATE	FRINGE BENEFITS
PAINT/REPAINT	19.10	3.40
PAINT/SANDBLAST	23.36	3.40
PAINT/SPRAY/SANDBLAST > 50'	24.86	3.40
PAINT/SPRAY/TOXIC > 50'	25.86	3.40
PAINT/TOXIC VAPORS/BRUSH & ROLLER	22.86	3.40
PAINT/TOXIC/BRUSH/ROLLER > 50'	24.36	3.40
PAINT/TOXIC/SPRAY	24.36	3.40
PAINT/WATERBLAST	23.53	3.40
PAINT/WATERBLAST > 50'	24.53	3.40
PILED RIVER	21.43	7.83
PLASTERER	21.74	4.16
PLUMBER/FITTER	22.30	13.05
ROOFER/HEATED COAL TAR PRODUCT	20.81	5.47
ROOFER/WATER DAMP PROOFER	20.31	5.47
SHEET METAL WORKER	22.69	10.61
SOFT FLOOR LAYER	20.93	7.83
SPRINKLER FITTER	24.30	7.65
STONE MASON	23.51	5.65
TEAMSTER CLASS A *	18.89	5.42
TEAMSTER CLASS B *	18.51	5.42
TEAMSTER CLASS C *	18.46	5.42
TEAMSTER CLASS D *	18.41	5.42
TEAMSTER CLASS E *	18.21	5.42
TEAMSTER CLASS F *	18.11	5.42
TERRAZZO FINISHER	16.15	5.65
TERRAZZO WORKER	23.51	5.65
TILE FINISHER	16.15	5.65
TILE SETTER	23.51	5.65

NOTE: The allowable ratio of apprentice to journeyman employed in any craft shall not be greater than the prevailing ratio of the locality. The allowable ratio is applied on a daily basis. Contact the Federal Bureau of Apprenticeship and Training for additional information at (304) 347-5794.

* To apply the wage rates properly use Appendix I, II, III, IV and V.

APPRENTICE SCHEDULE

Doddridge County
2001

CRAFT	INTERVAL	1st	2nd	3rd	4th	5th	6th	7th	8th	9th	10th
BOILERMAKERS	6 months	70	75	80	85	87.5	90	92.5	95		
BRICKLAYERS	1000 hrs	50	55	60	70	80	90				
CARPENTERS	Hours to	800	2400	4270	6140	8000					
CARPENTERS	Percent	50	60	70	80	90					
CEMENT MASONS	1200 hrs	50	60	70	80	90					
ELECTRICIANS	Hours to	1000	2000	3500	5000	6500	8000				
ELECTRICIANS	Percent	40	45	50	55	70	85				
GLAZIERS	1000 hrs	45	50	60	65	70	75	80	90		
INSULATORS	Yearly	45	50	60	70	80					
IRONWORKERS	6 months	50	60	70	75	80	85				
LABORERS	1000 hrs	50	60	75	90						
MARBLE SETTER	1000 hrs	50	55	60	70	80	90				
MILLWRIGHTS	6 months	60	60	65	70	75	80	85	90	95	95
OPERATING ENGINEER	Yearly	75	80	85	100						
PAINTERS	6 months	50	60	70	80	85	90				
PILEDRIVERS	Percent	50	60	70	80	90					
PILEDRIVERS	Hours to	800	2400	4270	6140	8000					
PLASTERERS	1200 hrs	50	60	70	80	90					
PLUMBER & FITTER	850 hrs	50	55	60	65	70	75	80	85	90	95
ROOFERS	1000 hrs	50	65	70	75	80	90				
SHEET METAL WKR.	Yearly	35	40	50	60	70					
SPRINKLER FITTER	6 months	45	50	55	60	65	70	75	80	85	90
STONE MASON	1000 hrs	50	55	60	70	80	90				
TERRAZZO SETTER	1000 hrs	50	55	60	70	80	90				
TILE SETTER	1000 hrs	50	55	60	70	80	90				

NOTE: For Carpet Layer, Drywall Hanger, Soft Floor Layer and Lather use Carpenter Schedule

APPRENTICE RATIO: Contact Federal Bureau of Apprenticeship and Training at (304) 347-5794.

FILED

WEST VIRGINIA DIVISION OF LABOR
Building Construction Wage Rates

DEC 29 9 57 AM '00

Fayette County
2001

OFFICE OF WEST VIRGINIA
SECRETARY OF STATE

CLASSIFICATION	BASIC HOURLY RATE	FRINGE BENEFITS
ASBESTOS & LEAD ABATEMENT WORKER	15.40	4.03
BOILERMAKER	24.80	11.39
BRICKLAYER	21.64	9.22
BRICKLAYER - POINTER\CAULKER\CLEANER	21.64	9.22
CARPENTER	22.46	8.20
CARPET LAYER	22.46	8.20
CEMENT MASON	23.04	6.68
DRYWALL HANGER	22.46	8.20
ELECTRICIAN	26.04	7.58
ELEVATOR HELPER	18.46	8.35
ELEVATOR MECHANIC	26.37	8.82
GLAZIER	22.51	3.12
INSULATOR	23.88	8.88
IRON WORKER ERECTOR *	22.60	10.24
IRON WORKER FENCE ERECTOR *	22.60	10.24
IRON WORKER JOURNEYMAN *	22.60	10.24
IRON WORKER REINFORCING *	22.60	10.24
IRON WORKER SHEETER *	22.60	10.24
IRON WORKER STRUCTURAL *	22.60	10.24
LABORER CLASS I *	18.95	6.73
LABORER CLASS II *	18.51	6.73
LABORER CLASS III *	17.97	6.73
LATHER	22.46	8.20
MARBLE FINISHER	16.15	5.65
MARBLE SETTER	21.64	9.22
MILLWRIGHT	24.38	8.59
OPERATING ENGINEER 1A *	22.86	10.45
OPERATING ENGINEER 2A *	22.61	10.45
OPERATING ENGINEER 2B *	21.66	10.45
OPERATING ENGINEER 3A *	22.36	10.45
OPERATING ENGINEER 3B *	21.36	10.45
OPERATING ENGINEER 4B *	21.16	10.45
OPERATING ENGINEER IB *	21.86	10.45
OPERATING ENGINEER III *	20.76	10.45
OPERATING ENGINEER IV *	17.26	10.45
PAINTER CLASS I *	21.50	6.75
PAINTER CLASS II *	20.00	6.75
PAINTER CLASS III *	23.17	6.75
PAINTER CLASS IV *	23.17	6.75
PILEDRIIVER	22.68	8.20
PLASTERER	24.86	5.67
PLUMBER\FITTER	22.95	8.65
ROOFER\HEATED COAL TAR PRODUCT	23.48	5.55

WEST VIRGINIA DIVISION OF LABOR
Building Construction Wage Rates

Fayette County
2001

CLASSIFICATION	BASIC HOURLY RATE	FRINGE BENEFITS
ROOFER/WATER DAMP PROOFER	22.15	5.55
SHEET METAL WORKER	21.51	9.63
SOFT FLOOR LAYER	22.46	8.20
SPRINKLER FITTER	24.30	7.65
STONE MASON	21.64	9.22
TEAMSTER CLASS A *	18.43	8.68
TEAMSTER CLASS B *	18.54	8.68
TEAMSTER CLASS C *	18.70	8.68
TEAMSTER CLASS D *	18.76	8.68
TEAMSTER CLASS E *	18.82	8.68
TEAMSTER CLASS F *	18.92	8.68
TEAMSTER CLASS G *	19.15	8.68
TEAMSTER CLASS H *	19.42	8.68
TERRAZZO FINISHER	16.15	5.65
TERRAZZO WORKER	21.64	9.22
TILE FINISHER	16.15	5.65
TILE SETTER	20.40	9.22

NOTE: The allowable ratio of apprentice to journeyman employed in any craft shall not be greater than the prevailing ratio of the locality. The allowable ratio is applied on a daily basis. Contact the Federal Bureau of Apprenticeship and Training for additional information at (304) 347-5794.

* To apply the wage rates properly use Appendix I, II, III, IV and V.

APPRENTICE SCHEDULE

Fayette County
2001

CRAFT	INTERVAL	1st	2nd	3rd	4th	5th	6th	7th	8th	9th	10th
BOILERMAKERS	6 months	70	75	80	85	87.5	90	92.5	95		
BRICKLAYERS	1000 hrs	50	60	70	80	90	90				
CARPENTERS	6 months	60	65	70	75	80	85	90	95	100	
CEMENT MASONS	500 hrs	60	65	70	75	80	85	90	95		
ELECTRICIANS	Percent	40	45	50	55	70	85				
ELECTRICIANS	Hours to	1000	2000	3500	5000	6500	8000				
GLAZIERS	6 months	40	40	55	65	80	90				
INSULATORS	Yearly	45	50	60	70	80					
IRONWORKERS	6 months	60	70	75	80	85	90				
LABORERS	1000 hrs	50	60	75	90						
MARBLE SETTER	1000 hrs	50	60	70	80	90	90				
MILLWRIGHTS	6 months	60	60	65	70	75	80	85	90	95	95
OPERATING ENGINEER	Yearly	75	80	85	100						
PAINTERS	1000 hrs	50	55	60	70	80	90				
PILEDRIVERS	1000 hrs	40	45	50	55	65	75	85			
PLASTERERS	Percent	50	55	60	65	70	75	80	85	90	95
PLASTERERS	Hours to	1000	1500	2000	2500	3000	3500	4000	4500	5000	5500
PLUMBER & FITTER	6 months	40	45	50	55	60	65	70	75	80	85
ROOFERS	1000 hrs	49	54	59	76	79	85	95			
SHEET METAL WKR.	Yearly	35	40	50	60	75					
SPRINKLER FITTER	6 months	45	50	55	60	65	70	75	80	85	90
STONE MASON	1000 hrs	50	60	70	80	90	90				
TERRAZZO SETTER	1000 hrs	50	60	70	80	90	90				
TILE SETTER	1000 hrs	50	60	70	80	90	90				

NOTE: For Carpet Layer, Drywall Hanger, Soft Floor Layer and Lather use Carpenter Schedule

APPRENTICE RATIO: Contact Federal Bureau of Apprenticeship and Training at (304) 347-5794.

FILED

WEST VIRGINIA DIVISION OF LABOR
Building Construction Wage Rates

Dec 29 9 57 AM '00

Gilmer County
2001

OFFICE OF WEST VIRGINIA
SECRETARY OF STATE

CLASSIFICATION	BASIC HOURLY RATE	FRINGE BENEFITS
ASBESTOS & LEAD ABATEMENT WORKER	15.40	4.03
BOILERMAKER	24.80	11.39
BRICKLAYER	23.51	5.65
BRICKLAYER - POINTER/CAULKER/CLEANER	23.51	5.65
CARPENTER	20.93	7.83
CARPET LAYER	20.93	7.83
CEMENT MASON	20.31	6.39
DRYWALL HANGER	20.93	7.83
ELECTRICIAN	26.04	7.58
ELEVATOR HELPER	18.46	8.35
ELEVATOR MECHANIC	26.37	8.82
GLAZIER	22.51	3.12
INSULATOR	23.88	8.92
IRON WORKER ERECTOR *	23.08	10.10
IRON WORKER FENCE ERECTOR *	23.08	10.10
IRON WORKER JOURNEYMAN *	23.08	10.10
IRON WORKER REINFORCING *	23.08	10.10
IRON WORKER SHEETER *	23.08	10.10
IRON WORKER STRUCTURAL *	23.08	10.10
LABORER CLASS I *	16.94	6.65
LABORER CLASS II *	16.51	6.65
LABORER CLASS III *	16.15	6.65
LATHER	20.93	7.83
MARBLE FINISHER	16.15	5.65
MARBLE SETTER	23.51	5.65
MILLWRIGHT	24.38	8.59
OPERATING ENGINEER 1A *	22.86	10.45
OPERATING ENGINEER 2A *	22.61	10.45
OPERATING ENGINEER 2B *	21.66	10.45
OPERATING ENGINEER 3A *	22.36	10.45
OPERATING ENGINEER 3B *	21.36	10.45
OPERATING ENGINEER 4B *	21.16	10.45
OPERATING ENGINEER IB *	21.86	10.45
OPERATING ENGINEER III *	20.76	10.45
OPERATING ENGINEER IV *	17.26	10.45
PAINT/BANJO	22.65	3.40
PAINT/BAZOOKA/BOX/WIPE DOWN	22.90	3.40
PAINT/BRUSH & ROLLER	21.86	3.40
PAINT/BRUSH & ROLLER > 50'	23.36	3.40
PAINT/BRUSH & ROLLER/TOXIC/ >50'	24.36	3.40
PAINT/DRYWALL & WIPE DOWN	22.15	3.40
PAINT/POTMAN/SANDBLAST	22.36	3.40
PAINT/POWER ROLLER/TOOLS	23.53	3.40

WEST VIRGINIA DIVISION OF LABOR
Building Construction Wage Rates

Gilmer County
2001

CLASSIFICATION	BASIC HOURLY RATE	FRINGE BENEFITS
PAINT/REPAINT	19.10	3.40
PAINT/SANDBLAST	23.36	3.40
PAINT/SANDBLAST/SPRAY >50'	24.86	3.40
PAINT/SPRAY/POTMAN	22.36	3.40
PAINT/SPRAY/TOXIC	24.36	3.40
PAINT/SPRAY/TOXIC/> 50'	25.86	3.40
PAINT/TOXIC/BRUSH & ROLLER	22.86	3.40
PAINT/VINYL/PAPER HANGER	22.11	3.40
PAINT/WATERBLAST	23.53	3.40
PAINT/WATERBLASTER >50'	24.53	3.40
PILEDRIVER	21.43	7.83
PLASTERER	19.93	6.02
PLUMBER/FITTER	22.55	13.07
ROOFER/HEATED COAL TAR PRODUCT	20.81	5.47
ROOFER/WATER DAMP PROOFER	20.31	5.47
SHEET METAL WORKER	22.69	10.61
SOFT FLOOR LAYER	20.93	7.83
SPRINKLER FITTER	24.30	7.65
STONE MASON	23.51	5.65
TEAMSTER CLASS A *	18.41	6.55
TEAMSTER CLASS B *	18.51	6.55
TEAMSTER CLASS C *	18.66	6.55
TEAMSTER CLASS D *	18.81	6.55
TEAMSTER CLASS E *	19.06	6.55
TEAMSTER CLASS F *	19.16	6.55
TEAMSTER CLASS G *	19.31	6.55
TERRAZZO FINISHER	16.15	5.65
TERRAZZO WORKER	23.51	5.65
TILE FINISHER	16.15	5.65
TILE SETTER	23.51	5.65

NOTE: The allowable ratio of apprentice to journeyman employed in any craft shall not be greater than the prevailing ratio of the locality. The allowable ratio is applied on a daily basis. Contact the Federal Bureau of Apprenticeship and Training for additional information at (304) 347-5794.

* To apply the wage rates properly use Appendix I, II, III, IV and V.

APPRENTICE SCHEDULE

Gilmer County
2001

CRAFT	INTERVAL	1st	2nd	3rd	4th	5th	6th	7th	8th	9th	10th
BOILERMAKERS	6 months	70	75	80	85	87.5	90	92.5	95		
BRICKLAYERS	1000 hrs	50	55	60	70	80	90				
CARPENTERS	Hours to	800	2400	4270	6140	8000					
CARPENTERS	Percent	50	60	70	80	90					
CEMENT MASONS	500 hrs	60	65	70	75	80	85	90	95		
ELECTRICIANS	Percent	40	45	50	55	70	85				
ELECTRICIANS	Hours to	1000	2000	3500	5000	6500	8000				
GLAZIERS	6 months	40	40	55	65	80	90				
INSULATORS	Yearly	45	50	60	70	80					
IRONWORKERS	6 months	50	60	70	75	80	85				
LABORERS	1000 hrs	50	60	75	90						
MARBLE SETTER	1000 hrs	50	55	60	70	80	90				
MILLWRIGHTS	6 months	60	60	65	70	75	80	85	90	95	95
OPERATING ENGINEER	Yearly	75	80	85	100						
PAINTERS	6 months	50	60	70	80	85	90				
PILEDRIVERS	Percent	50	60	70	80	90					
PILEDRIVERS	Hours to	800	2400	4270	6140	8000					
PLASTERERS	1200 hrs	50	60	70	80	90					
PLUMBER & FITTER	850 hrs	50	55	60	65	70	75	80	85	90	95
ROOFERS	1000 hrs	50	65	70	75	80	90				
SHEET METAL WKR.	Yearly	35	40	50	60	70					
SPRINKLER FITTER	6 months	45	50	55	60	65	70	75	80	85	90
STONE MASON	1000 hrs	50	55	60	70	80	90				
TERRAZZO SETTER	1000 hrs	50	55	60	70	80	90				
TILE SETTER	1000 hrs	50	55	60	70	80	90				

NOTE: For Carpet Layer, Drywall Hanger, Soft Floor Layer and Lather use Carpenter Schedule

APPRENTICE RATIO: Contact Federal Bureau of Apprenticeship and Training at (304) 347-5794.

FILED

WEST VIRGINIA DIVISION OF LABOR
Building Construction Wage Rates

Dec 29 9 57 AM '00

Grant County
2001

OFFICE OF WEST VIRGINIA
SECRETARY OF STATE

CLASSIFICATION	BASIC HOURLY RATE	FRINGE BENEFITS
BOILERMAKER	21.37	11.94
BRICKLAYER	23.51	5.65
BRICKLAYER - POINTER\CAULKER\CLEANER	23.51	5.65
CARPENTER	20.86	5.91
CARPET LAYER	20.86	5.91
CEMENT MASON	23.51	5.65
DRYWALL HANGER	20.86	5.91
ELECTRICIAN	22.00	8.89
ELEVATOR HELPER	18.46	8.35
ELEVATOR MECHANIC	26.37	8.82
GLAZIER	19.95	5.69
GLAZIER > \$2,000,000	21.15	5.69
INSULATOR	23.97	10.34
IRON WORKER BUCKER-UP *	23.47	6.54
IRON WORKER ERECTOR *	23.32	6.54
IRON WORKER FENCE ERECTOR *	23.32	6.54
IRON WORKER JOURNEYMAN *	23.32	6.54
IRON WORKER REINFORCING *	23.32	6.54
IRON WORKER SHEETER *	23.47	6.54
IRON WORKER STRUCTURAL *	23.32	6.54
LABORER CLASS I *	16.94	6.65
LABORER CLASS II *	16.51	6.65
LABORER CLASS III *	16.15	6.65
LATHER	20.86	5.91
MARBLE FINISHER	16.15	5.65
MARBLE SETTER	23.51	5.65
MILLWRIGHT	21.44	5.91
OPERATING ENGINEER 1A *	22.86	10.45
OPERATING ENGINEER 2A *	22.61	10.45
OPERATING ENGINEER 2B *	21.66	10.45
OPERATING ENGINEER 3A *	22.36	10.45
OPERATING ENGINEER 3B *	21.36	10.45
OPERATING ENGINEER 4B *	21.16	10.45
OPERATING ENGINEER IB *	21.86	10.45
OPERATING ENGINEER III *	20.76	10.45
OPERATING ENGINEER IV *	17.26	10.45
PAINT/DRYWALL WORK	16.50	2.08
PAINT/HAZARDOUS MATERIAL	17.50	2.08
PAINTER	15.00	2.08
PILEDRIVER	21.35	5.91
PLASTERER	23.51	5.65
PLUMBER\FITTER	22.80	13.10
ROOFER\HEATED COAL TAR PRODUCT	16.50	5.05

WEST VIRGINIA DIVISION OF LABOR
Building Construction Wage Rates

Grant County
2001

CLASSIFICATION	BASIC HOURLY RATE	FRINGE BENEFITS
ROOFER/WATER DAMP PROOFER	16.00	5.05
SHEET METAL WORKER	20.27	7.54
SOFT FLOOR LAYER	20.86	5.91
SPRINKLER FITTER	24.30	7.65
STONE MASON	23.51	5.65
TEAMSTER CLASS A *	15.21	6.83
TEAMSTER CLASS B *	15.44	6.83
TEAMSTER CLASS C *	15.72	6.83
TEAMSTER CLASS D *	15.97	6.83
TEAMSTER CLASS E *	16.32	6.83
TEAMSTER CLASS F *	16.67	6.83
TEAMSTER CLASS G *	17.04	6.83
TERRAZZO FINISHER	16.15	5.65
TERRAZZO WORKER	23.51	5.65
TILE FINISHER	16.15	5.65
TILE SETTER	23.51	5.65

NOTE: The allowable ratio of apprentice to journeyman employed in any craft shall not be greater than the prevailing ratio of the locality. The allowable ratio is applied on a daily basis. Contact the Federal Bureau of Apprenticeship and Training for additional information at (304) 347-5794.

* To apply the wage rates properly use Appendix I, II, III, IV and V.

APPRENTICE SCHEDULE

Grant County
2001

CRAFT	INTERVAL	1st	2nd	3rd	4th	5th	6th	7th	8th	9th	10th
BOILERMAKERS	6 months	70	75	80	85	87.5	90	92.5	95		
BRICKLAYERS	1000 hrs	50	55	60	70	80	90				
CARPENTERS	6 months	40	47.5	55	62.5	70	70	85	85		
CEMENT MASONS	1000 hrs	50	55	60	70	80	90				
ELECTRICIANS	Percent	40	45	55	65	75	85				
ELECTRICIANS	Hours to	1000	2000	3500	5000	6500	8000				
GLAZIERS	1000 hrs	60	65	70	75	80	85				
INSULATORS	6 months	65	70	75	75	80	80	90	90		
IRONWORKERS	1000 hrs	60	70	75	80	85	90				
LABORERS	1000 hrs	50	60	75	90						
MARBLE SETTER	1000 hrs	50	55	60	70	80	90				
MILLWRIGHTS	6 months	40	47.5	55	62.5	70	70	85	85		
OPERATING ENGINEER	Yearly	75	80	85	100						
PAINTERS	1000 hrs	50	55	60	70	80	90				
PILEDRIVERS	6 months	40	47.5	55	62.5	70	70	85	85		
PLASTERERS	1000 hrs	50	55	60	70	80	90				
PLUMBER & FITTER	850 hrs	50	55	60	65	70	75	80	85	90	95
SHEET METAL WKR.	6 months	40	45	50	55	60	65	70	75	80	85
SPRINKLER FITTER	6 months	45	50	55	60	65	70	75	80	85	90
STONE MASON	1000 hrs	50	55	60	70	80	90				
TERRAZZO SETTER	1000 hrs	50	55	60	70	80	90				
TILE SETTER	1000 hrs	50	55	60	70	80	90				

NOTE: For Carpet Layer, Drywall Hanger, Soft Floor Layer and Lather use Carpenter Schedule

APPRENTICE RATIO: Contact Federal Bureau of Apprenticeship and Training at (304) 347-5794.

FILED

WEST VIRGINIA DIVISION OF LABOR
Building Construction Wage Rates

Dec 29 9 57 AM '00

Greenbrier County
2001

OFFICE OF WEST VIRGINIA
SECRETARY OF STATE

CLASSIFICATION	BASIC HOURLY RATE	FRINGE BENEFITS
ASBESTOS & LEAD ABATEMENT WORKER	15.40	4.03
BOILERMAKER	24.80	11.39
BRICKLAYER	21.64	9.22
BRICKLAYER - POINTER\CAULKER\CLEANER	21.64	9.22
CARPENTER	22.46	8.20
CARPET LAYER	22.46	8.20
CEMENT MASON	23.04	6.68
DRYWALL HANGER	22.46	8.20
ELECTRICIAN	17.46	4.99
ELEVATOR HELPER	18.46	8.35
ELEVATOR MECHANIC	26.37	8.82
GLAZIER	22.51	3.12
INSULATOR	23.88	8.88
IRON WORKER ERECTOR *	18.50	7.79
IRON WORKER FENCE ERECTOR *	18.50	7.79
IRON WORKER JOURNEYMAN *	18.50	7.79
IRON WORKER REINFORCING *	18.50	7.79
IRON WORKER SHEETER *	18.50	7.79
IRON WORKER STRUCTURAL *	18.50	7.79
LABORER CLASS I *	17.58	6.73
LABORER CLASS II *	17.13	6.73
LABORER CLASS III *	16.59	6.73
LATHER	22.46	8.20
MARBLE FINISHER	16.15	5.65
MARBLE SETTER	21.64	9.22
MILLWRIGHT	24.38	8.59
OPERATING ENGINEER 1A *	22.86	10.45
OPERATING ENGINEER 2A *	22.61	10.45
OPERATING ENGINEER 2B *	21.66	10.45
OPERATING ENGINEER 3A *	22.36	10.45
OPERATING ENGINEER 3B *	21.36	10.45
OPERATING ENGINEER 4B *	21.16	10.45
OPERATING ENGINEER IB *	21.86	10.45
OPERATING ENGINEER III *	20.76	10.45
OPERATING ENGINEER IV *	17.26	10.45
Painter Class I *	21.50	6.75
Painter Class II *	20.00	6.75
Painter Class III *	23.17	6.75
Painter Class IV *	23.17	6.75
PILEDRIVER	22.68	8.20
PLASTERER	24.86	5.67
PLUMBER\FITTER	22.95	8.65
ROOFER\HEATED COAL TAR PRODUCT	23.48	5.55

WEST VIRGINIA DIVISION OF LABOR
Building Construction Wage Rates

Greenbrier County
2001

CLASSIFICATION	BASIC HOURLY RATE	FRINGE BENEFITS
ROOFER/WATER DAMP PROOFER	22.15	5.55
SHEET METAL WORKER	21.51	9.63
SOFT FLOOR LAYER	22.46	8.20
SPRINKLER FITTER	24.30	7.65
STONE MASON	21.64	9.22
TEAMSTER CLASS A *	18.43	8.68
TEAMSTER CLASS B *	18.54	8.68
TEAMSTER CLASS C *	18.70	8.68
TEAMSTER CLASS D *	18.76	8.68
TEAMSTER CLASS E *	18.82	8.68
TEAMSTER CLASS F *	18.92	8.68
TEAMSTER CLASS G *	19.15	8.68
TEAMSTER CLASS H *	19.42	8.68
TERRAZZO FINISHER	16.15	5.65
TERRAZZO WORKER	21.64	9.22
TILE FINISHER	16.15	5.65
TILE SETTER	20.40	9.22

NOTE: The allowable ratio of apprentice to journeyman employed in any craft shall not be greater than the prevailing ratio of the locality. The allowable ratio is applied on a daily basis. Contact the Federal Bureau of Apprenticeship and Training for additional information at (304) 347-5794.

* To apply the wage rates properly use Appendix I, II, III, IV and V.

APPRENTICE SCHEDULE

**Greenbrier County
2001**

CRAFT	INTERVAL	1st	2nd	3rd	4th	5th	6th	7th	8th	9th	10th
BOILERMAKERS	6 months	70	75	80	85	87.5	90	92.5	95		
BRICKLAYERS	1000 hrs	50	60	70	80	90	90				
CARPENTERS	6 months	60	65	70	75	80	85	90	95	100	
CEMENT MASONS	500 hrs	60	65	70	75	80	85	90	95		
ELECTRICIANS	Percent	42	44	47	55	65	75				
ELECTRICIANS	Hours to	1000	2000	3500	5000	6500	8000				
GLAZIERS	6 months	40	40	55	65	80	90				
INSULATORS	Yearly	45	50	60	70	80					
IRONWORKERS	1000 hrs	60	70	75	80	85	90				
LABORERS	1000 hrs	50	60	75	90						
MARBLE SETTER	1000 hrs	50	60	70	80	90	90				
MILLWRIGHTS	6 months	60	60	65	70	75	80	85	90	95	95
OPERATING ENGINEER	Yearly	75	80	85	100						
PAINTERS	1000 hrs	50	55	60	70	80	90				
PILEDRIVERS	6 months	60	65	70	75	80	85	90	95	100	
PLASTERERS	Percent	50	55	60	65	70	75	80	85	90	95
PLASTERERS	Hours to	1000	1500	2000	2500	3000	3500	4000	4500	5000	5500
PLUMBER & FITTER	6 months	40	45	50	55	60	65	70	75	80	85
ROOFERS	1000 hrs	49	54	59	76	79	85	95			
SHEET METAL WKR.	Yearly	35	40	50	60	75					
SPRINKLER FITTER	6 months	45	50	55	60	65	70	75	80	85	90
STONE MASON	1000 hrs	50	60	70	80	90	90				
TERRAZZO SETTER	1000 hrs	50	60	70	80	90	90				
TILE SETTER	1000 hrs	50	60	70	80	90	90				

NOTE: For Carpet Layer, Drywall Hanger, Soft Floor Layer and Lather use Carpenter Schedule

APPRENTICE RATIO: Contact Federal Bureau of Apprenticeship and Training at (304) 347-5794.

FILED

WEST VIRGINIA DIVISION OF LABOR
Building Construction Wage Rates

Dec 29 9 57 AM '00

Hampshire County
2001

OFFICE OF WEST VIRGINIA
SECRETARY OF STATE

CLASSIFICATION	BASIC HOURLY RATE	FRINGE BENEFITS
BOILERMAKER	24.80	11.39
BRICKLAYER	19.12	5.68
BRICKLAYER - POINTER\CAULKER\CLEANER	19.12	5.68
CARPENTER	20.86	5.91
CARPET LAYER	20.86	5.91
CEMENT MASON	19.12	5.68
DRYWALL HANGER	20.86	5.91
ELECTRICIAN	22.00	8.89
ELEVATOR HELPER	18.46	8.35
ELEVATOR MECHANIC	26.37	8.82
GLAZIER	19.95	5.69
GLAZIER > \$2,000,000	21.15	5.69
INSULATOR	23.12	7.39
IRON WORKER BUCKER-UP *	22.04	6.54
IRON WORKER ERECTOR *	21.79	6.54
IRON WORKER FENCE ERECTOR *	21.79	6.54
IRON WORKER JOURNEYMAN *	21.79	6.54
IRON WORKER REINFORCING *	21.79	6.54
IRON WORKER SHEETER *	22.04	6.54
IRON WORKER STRUCTURAL *	21.79	6.54
LABORER CLASS I *	16.94	6.65
LABORER CLASS II *	16.51	6.65
LABORER CLASS III *	16.15	6.65
LATHER	20.86	5.91
MARBLE FINISHER	16.15	5.65
MARBLE SETTER	19.12	5.68
MILLWRIGHT	21.44	5.91
OPERATING ENGINEER 1A *	22.86	10.45
OPERATING ENGINEER 2A *	22.61	10.45
OPERATING ENGINEER 2B *	21.66	10.45
OPERATING ENGINEER 3A *	22.36	10.45
OPERATING ENGINEER 3B *	21.36	10.45
OPERATING ENGINEER 4B *	21.16	10.45
OPERATING ENGINEER IB *	21.86	10.45
OPERATING ENGINEER III *	20.76	10.45
OPERATING ENGINEER IV *	17.26	10.45
PAINTER	15.00	2.08
PAINTER/DRYWALL WORK	16.50	2.08
PAINTER/HAZARDOUS MATERIAL	17.50	2.08
PILEDRIVER	21.35	5.91
PLASTERER	19.12	5.68
PLUMBER\FITTER	22.80	13.10
ROOFER\HEATED COAL TAR PRODUCT	16.50	5.05

WEST VIRGINIA DIVISION OF LABOR
Building Construction Wage Rates

Hampshire County
2001

CLASSIFICATION	BASIC HOURLY RATE	FRINGE BENEFITS
ROOFER/WATER DAMP PROOFER	16.00	5.05
SHEET METAL WORKER	20.27	7.54
SOFT FLOOR LAYER	20.86	5.91
SPRINKLER FITTER	24.30	7.65
STONE MASON	19.12	5.68
TEAMSTER CLASS A *	15.21	6.83
TEAMSTER CLASS B *	15.44	6.83
TEAMSTER CLASS C *	15.72	6.83
TEAMSTER CLASS D *	15.97	6.83
TEAMSTER CLASS E *	16.32	6.83
TEAMSTER CLASS F *	16.67	6.83
TEAMSTER CLASS G *	17.04	6.83
TERRAZZO FINISHER	16.15	5.65
TERRAZZO WORKER	19.12	5.68
TILE FINISHER	16.15	5.65
TILE SETTER	19.12	5.68

NOTE: The allowable ratio of apprentice to journeyman employed in any craft shall not be greater than the prevailing ratio of the locality. The allowable ratio is applied on a daily basis. Contact the Federal Bureau of Apprenticeship and Training for additional information at (304) 347-5794.

* To apply the wage rates properly use Appendix I, II, III, IV and V.

APPRENTICE SCHEDULE

Hampshire County
2001

CRAFT	INTERVAL	1st	2nd	3rd	4th	5th	6th	7th	8th	9th	10th
BOILERMAKERS	6 months	70	75	80	85	87.5	90	92.5	95		
BRICKLAYERS	6 months	50	60	70	75	80	85				
CARPENTERS	6 months	40	47.5	55	62.5	70	70	85	85		
CEMENT MASONS	6 months	50	60	70	75	80	85				
ELECTRICIANS	Percent	40	45	55	65	75	85				
ELECTRICIANS	Hours to	1000	2000	3500	5000	6500	8000				
GLAZIERS	1000 hrs	60	65	70	75	80	85				
INSULATORS	Yearly	50	50	55	60	70					
IRONWORKERS	1000 hrs	60	70	75	80	85	90				
LABORERS	1000 hrs	50	60	75	90						
MARBLE SETTER	6 months	50	60	70	75	80	85				
MILLWRIGHTS	6 months	40	47.5	55	62.5	70	70	85	85		
OPERATING ENGINEER	Yearly	75	80	85	100						
PAINTERS	1000 hrs	50	55	60	70	80	90				
PILEDRIVERS	Hours to	40	47.5	55	62.5	70	70	85	85		
PLASTERERS	6 months	50	60	70	75	80	85				
PLUMBER & FITTER	850 hrs	50	55	60	65	70	75	80	85	90	95
SHEET METAL WKR.	6 months	40	45	50	55	60	65	70	75	80	85
SPRINKLER FITTER	6 months	45	50	55	60	65	70	75	80	85	90
STONE MASON	6 months	50	60	70	75	80	85				
TERRAZZO SETTER	6 months	50	60	70	75	80	85				
TILE SETTER	6 months	50	60	70	75	80	85				

NOTE: For Carpet Layer, Drywall Hanger, Soft Floor Layer and Lather use Carpenter Schedule

APPRENTICE RATIO: Contact Federal Bureau of Apprenticeship and Training at (304) 347-5794.

FILED

WEST VIRGINIA DIVISION OF LABOR
Building Construction Wage Rates

DEC 29 9 57 AM '00

Hancock County
2001

OFFICE OF WEST VIRGINIA
SECRETARY OF STATE

CLASSIFICATION	BASIC HOURLY RATE	FRINGE BENEFITS
BOILERMAKER	26.52	12.49
BRICKLAYER	21.90	6.97
BRICKLAYER - POINTER\CAULKER\CLEANER	21.90	6.97
CARPENTER	20.36	7.29
CARPET LAYER	20.36	7.29
CEMENT MASON	19.48	6.65
DRYWALL HANGER	20.36	7.29
ELECTRICIAN	23.16	12.26
ELEVATOR HELPER	18.73	8.09
ELEVATOR MECHANIC	26.76	8.57
GLAZIER	20.16	15.19
INSULATOR	23.97	10.34
IRON WORKER ERECTOR *	20.63	13.63
IRON WORKER FENCE ERECTOR *	20.63	13.63
IRON WORKER JOURNEYMAN *	20.63	13.63
IRON WORKER REINFORCING *	20.63	13.63
IRON WORKER SHEETER *	20.63	13.63
IRON WORKER STRUCTURAL *	20.63	13.63
LABORER CLASS I *	20.02	4.27
LABORER CLASS II *	19.99	4.27
LABORER CLASS III *	19.82	4.27
LATHER	20.36	7.29
MARBLE FINISHER	16.15	5.65
MARBLE SETTER	19.85	6.97
MILLWRIGHT	22.00	7.97
OPERATING ENGINEERS CLASS 1A *	22.86	10.45
OPERATING ENGINEERS CLASS 2A *	22.61	10.45
OPERATING ENGINEERS CLASS 2B *	21.66	10.45
OPERATING ENGINEERS CLASS 3A *	22.36	10.45
OPERATING ENGINEERS CLASS 3B *	21.36	10.45
OPERATING ENGINEERS CLASS 4B *	21.16	10.45
OPERATING ENGINEERS CLASS IB *	21.86	10.45
OPERATING ENGINEERS CLASS III *	20.76	10.45
OPERATING ENGINEERS CLASS IV *	17.26	10.45
PAINT/BAZOOKA/BANJO/TOOLS	20.16	5.43
PAINT/BRUSH/ROLL/SPRAY	19.50	5.43
PAINT/DRYWALL TAPING	19.50	5.43
PAINT/LEAD ABATEMENT/VINYL HANGING	20.16	5.43
PAINT/SPEC.COAT/SAND/WATERBLAST	20.16	5.43
PILEDRIVER	23.19	8.29
PILEDRIVER - LAGGER	21.19	8.29
PLASTERER	19.93	6.02
PLUMBER\FITTER	19.63	9.36

WEST VIRGINIA DIVISION OF LABOR
Building Construction Wage Rates

Hancock County
2001

CLASSIFICATION	BASIC HOURLY RATE	FRINGE BENEFITS
ROOFER/HEATED COAL TAR PRODUCT	20.42	5.97
ROOFER/WATER DAMP PROOFER	20.17	5.97
SHEET METAL WORKER	21.83	9.63
SOFT FLOOR LAYER	20.36	7.29
SPRINKLER FITTER	24.30	7.65
STONE MASON	21.90	6.97
TEAMSTER CLASS A *	18.89	6.34
TEAMSTER CLASS B *	18.94	6.34
TEAMSTER CLASS C *	19.80	6.34
TEAMSTER CLASS D *	19.57	6.34
TEAMSTER CLASS E *	18.98	6.34
TEAMSTER CLASS F *	18.90	6.34
TEAMSTER CLASS G *	19.68	6.34
TERRAZZO FINISHER	16.15	5.65
TERRAZZO WORKER	21.90	6.97
TILE FINISHER	16.15	5.65
TILE SETTER	21.90	6.97

NOTE: The allowable ratio of apprentice to journeyman employed in any craft shall not be greater than the prevailing ratio of the locality. The allowable ratio is applied on a daily basis. Contact the Federal Bureau of Apprenticeship and Training for additional information at (304) 347-5794.

* To apply the wage rates properly use Appendix I, II, III, IV and V.

APPRENTICE SCHEDULE

Hancock County
2001

CRAFT	INTERVAL	1st	2nd	3rd	4th	5th	6th	7th	8th	9th	10th
BOILERMAKERS	6 months	60	65	70	75	80	85	90	95		
BRICKLAYERS	6 months	50	60	70	70	80	80	90	90		
CARPENTERS	6 months	50	55	60	65	70	75	80	85		
CEMENT MASONS	1200 hrs	50	60	70	80	90					
ELECTRICIANS	6 months	40	50	60	70	75	80				
GLAZIERS	1000 hrs	45	50	60	65	70	75	80	90		
INSULATORS	6 months	65	70	75	75	80	80	90	90		
IRONWORKERS	6 months	60	60	70	75	80	85	90			
LABORERS	1000 hrs	50	60	75	90						
MARBLE SETTER	6 months	50	60	70	70	80	80	90	90		
MILLWRIGHTS	6 months	55	58.5	62	65.5	69	72.5	76	80		
OPERATING ENGINEER	Yearly	75	80	85	100						
PAINTERS	6 months	50	60	70	75	85	95				
PILEDRIVERS	Yearly	60	70	80	90						
PLASTERERS	1200 hrs	50	60	70	80	90					
PLUMBER & FITTER	6 months	45	50	55	60	65	70	75	80	85	90
ROOFERS	Yearly	50	65	80							
SHEET METAL WKR.	Yearly	30	40	50	60	75					
SPRINKLER FITTER	6 months	45	50	55	60	65	70	75	80	85	90
STONE MASON	6 months	50	60	70	70	80	80	90	90		
TERRAZZO SETTER	6 months	50	60	70	70	80	80	90	90		
TILE SETTER	6 months	50	60	70	70	80	80	90	90		

NOTE: For Carpet Layer, Drywall Hanger, Soft Floor Layer and Lather use Carpenter Schedule

APPRENTICE RATIO: Contact Federal Bureau of Apprenticeship and Training at (304) 347-5794.

FILED

WEST VIRGINIA DIVISION OF LABOR
Building Construction Wage Rates

DEC 29 9 57 AM '00

Hardy County
2001

OFFICE OF WEST VIRGINIA
SECRETARY OF STATE

CLASSIFICATION	BASIC HOURLY RATE	FRINGE BENEFITS
BOILERMAKER	24.80	11.39
BRICKLAYER	23.51	5.65
BRICKLAYER - POINTER/CAULKER/CLEANER	23.51	5.65
CARPENTER	20.86	5.91
CARPET LAYER	20.86	5.91
CEMENT MASON	23.51	5.65
DRYWALL HANGER	20.86	5.91
ELECTRICIAN	19.74	6.75
ELEVATOR HELPER	18.46	8.35
ELEVATOR MECHANIC	26.37	8.82
GLAZIER	19.95	5.69
GLAZIER > \$2,000,000	21.15	5.69
INSULATOR	23.12	7.39
IRON WORKER BUCKER-UP *	22.04	6.54
IRON WORKER ERECTOR *	21.79	6.54
IRON WORKER FENCE ERECTOR *	21.79	6.54
IRON WORKER JOURNEYMAN *	21.79	6.54
IRON WORKER REINFORCING *	21.79	6.54
IRON WORKER SHEETER *	22.04	6.54
IRON WORKER STRUCTURAL *	21.79	6.54
LABORER CLASS I *	16.94	6.65
LABORER CLASS II *	16.51	6.65
LABORER CLASS III *	16.15	6.65
LATHER	20.86	5.91
MARBLE FINISHER	16.15	5.65
MARBLE SETTER	23.51	5.65
MILLWRIGHT	21.44	5.91
OPERATING ENGINEER 1A *	22.86	10.45
OPERATING ENGINEER 2A *	22.61	10.45
OPERATING ENGINEER 2B *	21.66	10.45
OPERATING ENGINEER 3A *	22.36	10.45
OPERATING ENGINEER 3B *	21.36	10.45
OPERATING ENGINEER 4B *	21.16	10.45
OPERATING ENGINEER 1B *	21.86	10.45
OPERATING ENGINEER III *	20.76	10.45
OPERATING ENGINEER IV *	17.26	10.45
PAINTER	15.00	2.08
PAINTER/DRYWALL WORK	16.50	2.08
PAINTER/HAZARDOUS MATERIAL	17.50	2.08
PILEDRIIVER	21.35	5.91
PLASTERER	23.51	5.65
PLUMBER/FITTER	22.80	13.10
ROOFER/HEATED COAL TAR PRODUCT	16.50	5.05

WEST VIRGINIA DIVISION OF LABOR
Building Construction Wage Rates

Hardy County
2001

CLASSIFICATION	BASIC HOURLY RATE	FRINGE BENEFITS
ROOFER/WATER DAMP PROOFER	16.00	5.05
SHEET METAL WORKER	20.27	7.54
SOFT FLOOR LAYER	20.86	5.91
SPRINKLER FITTER	24.30	7.65
STONE MASON	23.51	5.65
TEAMSTER CLASS A *	15.21	6.83
TEAMSTER CLASS B *	15.44	6.83
TEAMSTER CLASS C *	15.72	6.83
TEAMSTER CLASS D *	15.97	6.83
TEAMSTER CLASS E *	16.32	6.83
TEAMSTER CLASS F *	16.67	6.83
TEAMSTER CLASS G *	17.04	6.83
TERRAZZO FINISHER	16.15	5.65
TERRAZZO WORKER	23.51	5.65
TILE FINISHER	16.15	5.65
TILE SETTER	23.51	5.65

NOTE: The allowable ratio of apprentice to journeyman employed in any craft shall not be greater than the prevailing ratio of the locality. The allowable ratio is applied on a daily basis. Contact the Federal Bureau of Apprenticeship and Training for additional information at (304) 347-5794.

* To apply the wage rates properly use Appendix I, II, III, IV and V.

APPRENTICE SCHEDULE

**Hardy County
2001**

CRAFT	INTERVAL	1st	2nd	3rd	4th	5th	6th	7th	8th	9th	10th
BOILERMAKERS	6 months	70	75	80	85	87.5	90	92.5	95		
BRICKLAYERS	1000 hrs	50	55	60	70	80	90				
CARPENTERS	6 months	40	47.5	55	62.5	70	70	85	85		
CEMENT MASONS	1000 hrs	50	55	60	70	80	90				
ELECTRICIANS	Percent	40	45	50	60	70	80				
ELECTRICIANS	Hours to	1000	2000	3500	5000	6500	8000				
GLAZIERS	1000 hrs	60	65	70	75	80	85				
INSULATORS	Yearly	50	50	55	60	70					
IRONWORKERS	1000 hrs	60	70	75	80	85	90				
LABORERS	1000 hrs	50	60	75	90						
MARBLE SETTER	1000 hrs	50	55	60	70	80	90				
MILLWRIGHTS	6 months	40	47.5	55	62.5	70	70	85	85		
OPERATING ENGINEER	Yearly	75	80	85	100						
PAINTERS	1000 hrs	50	55	60	70	80	90				
PILEDRIVERS	Percent	40	47.5	55	62.5	70	70	85	85		
PLASTERERS	1000 hrs	50	55	60	70	80	90				
PLUMBER & FITTER	850 hrs	50	55	60	65	70	75	80	85	90	95
SHEET METAL WKR.	6 months	40	45	50	55	60	65	70	75	80	85
SPRINKLER FITTER	6 months	45	50	55	60	65	70	75	80	85	90
STONE MASON	1000 hrs	50	55	60	70	80	90				
TERRAZZO SETTER	1000 hrs	50	55	60	70	80	90				
TILE SETTER	1000 hrs	50	55	60	70	80	90				

NOTE: For Carpet Layer, Drywall Hanger, Soft Floor Layer and Lather use Carpenter Schedule

APPRENTICE RATIO: Contact Federal Bureau of Apprenticeship and Training at (304) 347-5794.

FILED

WEST VIRGINIA DIVISION OF LABOR
Building Construction Wage Rates

Dec 29 9 57 AM '00

Harrison County
2001

OFFICE OF WEST VIRGINIA
SECRETARY OF STATE

CLASSIFICATION	BASIC HOURLY RATE	FRINGE BENEFITS
BOILERMAKER	24.80	11.39
BRICKLAYER	23.51	5.65
BRICKLAYER - POINTER\CAULKER\CLEANER	23.51	5.65
CARPENTER	20.93	7.83
CARPET LAYER	20.93	7.83
CEMENT MASON	22.39	4.16
DRYWALL HANGER	20.93	7.83
ELECTRICIAN	21.33	10.46
ELEVATOR HELPER	18.46	8.35
ELEVATOR MECHANIC	26.37	8.82
GLAZIER	20.16	15.19
INSULATOR	23.97	10.34
IRON WORKER ERECTOR *	20.63	13.63
IRON WORKER FENCE ERECTOR *	20.63	13.63
IRON WORKER JOURNEYMAN *	20.63	13.63
IRON WORKER REINFORCING *	20.63	13.63
IRON WORKER SHEETER *	20.63	13.63
IRON WORKER STRUCTURAL *	20.63	13.63
LABORER CLASS I *	16.94	6.65
LABORER CLASS II *	16.51	6.65
LABORER CLASS III *	16.15	6.65
LATHER	20.93	7.83
MARBLE FINISHER	16.15	5.65
MARBLE SETTER	23.51	5.65
MILLWRIGHT	24.38	8.59
OPERATING ENGINEER CLASS 1A *	22.86	10.45
OPERATING ENGINEER CLASS 2A *	22.61	10.45
OPERATING ENGINEER CLASS 2B *	21.66	10.45
OPERATING ENGINEER CLASS 3A *	22.36	10.45
OPERATING ENGINEER CLASS 3B *	21.36	10.45
OPERATING ENGINEER CLASS 4B *	21.16	10.45
OPERATING ENGINEER CLASS IB *	21.86	10.45
OPERATING ENGINEER CLASS III *	20.76	10.45
OPERATING ENGINEER CLASS IV *	17.26	10.45
PAINT/BANJO	22.65	3.40
PAINT/BAZOOKA/BOX/WIPE DOWN	22.90	3.40
PAINT/BRUSH & ROLLER	21.86	3.40
PAINT/BRUSH & ROLLER >50'	23.36	3.40
PAINT/BRUSH & ROLLER/TOXIC>50'	24.36	3.40
PAINT/DRYWALL/WIPE DOWN	22.15	3.40
PAINT/POTMAN/SANDBLAST	22.36	3.40
PAINT/POWER ROLLER/TOOLS	23.53	3.40
PAINT/REPAINT	19.10	3.40

WEST VIRGINIA DIVISION OF LABOR
Building Construction Wage Rates

Harrison County
2001

CLASSIFICATION	BASIC HOURLY RATE	FRINGE BENEFITS
PAINT/SANDBLAST	23.36	3.40
PAINT/SANDBLAST >50'	24.86	3.40
PAINT/SPRAY/>50'	24.86	3.40
PAINT/SPRAY/POTMAN	23.36	3.40
PAINT/SPRAY/TOXIC	24.36	3.40
PAINT/SPRAY/TOXIC >50'	25.86	3.40
PAINT/TOXIC/ BRUSH & ROLLER	24.36	3.40
PAINT/MINYL & PAPER HANGER	22.11	3.40
PAINT/WATER BLAST	23.53	3.40
PAINT/WATER BLAST >50'	24.53	3.40
PILED RIVER	21.43	7.83
PLASTERER	21.74	4.16
PLUMBER/FITTER	22.05	13.02
ROOFER/HEATED COAL TAR PRODUCT	20.81	5.47
ROOFER/WATER DAMP PROOFER	20.31	5.47
SHEET METAL WORKER	22.69	10.61
SOFT FLOOR LAYER	20.93	7.83
SPRINKLER FITTER	24.30	7.65
STONE MASON	23.51	5.65
TEAMSTER CLASS A *	18.89	5.42
TEAMSTER CLASS B *	18.51	5.42
TEAMSTER CLASS C *	18.46	5.42
TEAMSTER CLASS D *	18.41	5.42
TEAMSTER CLASS E *	18.21	5.42
TEAMSTER CLASS F *	18.11	5.42
TERRAZZO FINISHER	16.15	5.65
TERRAZZO WORKER	23.51	5.65
TILE FINISHER	16.15	5.65
TILE SETTER	23.51	5.65

NOTE: The allowable ratio of apprentice to journeyman employed in any craft shall not be greater than the prevailing ratio of the locality. The allowable ratio is applied on a daily basis. Contact the Federal Bureau of Apprenticeship and Training for additional information at (304) 347-5794.

* To apply the wage rates properly use Appendix I, II, III, IV and V.

APPRENTICE SCHEDULE

Harrison County
2001

CRAFT	INTERVAL	1st	2nd	3rd	4th	5th	6th	7th	8th	9th	10th
BOILERMAKERS	6 months	70	75	80	85	87.5	90	92.5	95		
BRICKLAYERS	1000 hrs	50	55	60	70	80	90				
CARPENTERS	Hours to	800	2400	4270	6140	8000					
CARPENTERS	Percent	50	60	70	80	90					
CEMENT MASONS	1200 hrs	50	60	70	80	90					
ELECTRICIANS	Percent	40	45	50	55	70	85				
ELECTRICIANS	Hours to	1000	2000	3500	5000	6500	8000				
GLAZIERS	1000 hrs	45	50	60	65	70	75	80	90		
INSULATORS	6 months	65	70	75	75	80	80	90	90		
IRONWORKERS	1000 hrs	60	70	75	80	85	90				
LABORERS	1000 hrs	50	60	75	90						
MARBLE SETTER	1000 hrs	50	55	60	70	80	90				
MILLWRIGHTS	6 months	60	60	65	70	75	80	85	90	95	95
OPERATING ENGINEER	Yearly	75	80	85	100						
PAINTERS	6 months	50	60	70	80	85	90				
PILEDRIVERS	Percent	50	60	70	80	90					
PILEDRIVERS	Hours to	800	2400	4270	6140	8000					
PLASTERERS	1200 hrs	50	60	70	80	90					
PLUMBER & FITTER	850 hrs	50	55	60	65	70	75	80	85	90	95
ROOFERS	1000 hrs	50	65	70	75	80	90				
SHEET METAL WKR.	Yearly	35	40	50	60	70					
SPRINKLER FITTER	6 months	45	50	55	60	65	70	75	80	85	90
STONE MASON	1000 hrs	50	55	60	70	80	90				
TERRAZZO SETTER	1000 hrs	50	55	60	70	80	90				
TILE SETTER	1000 hrs	50	55	60	70	80	90				

NOTE: For Carpet Layer, Drywall Hanger, Soft Floor Layer and Lather use Carpenter Schedule

APPRENTICE RATIO: Contact Federal Bureau of Apprenticeship and Training at (304) 347-5794.

FILED

WEST VIRGINIA DIVISION OF LABOR
Building Construction Wage Rates

DEC 29 9 57 AM '00

Jackson County
2001

OFFICE OF WEST VIRGINIA
SECRETARY OF STATE

CLASSIFICATION	BASIC HOURLY RATE	FRINGE BENEFITS
ASBESTOS & LEAD ABATEMENT WORKER	15.40	4.03
BOILERMAKER	24.80	11.39
BRICKLAYER	22.01	6.13
BRICKLAYER - POINTER/CAULKER/CLEANER	22.01	6.13
CARPENTER	22.46	8.20
CARPET LAYER	22.46	8.20
CEMENT MASON	20.31	6.39
DRYWALL HANGER	22.46	8.20
ELECTRICIAN	23.14	12.07
ELEVATOR HELPER	18.46	8.35
ELEVATOR MECHANIC	26.37	8.82
GLAZIER	22.51	3.12
INSULATOR	23.88	8.88
IRON WORKER ERECTOR *	23.08	10.10
IRON WORKER FENCE ERECTOR *	23.08	10.10
IRON WORKER JOURNEYMAN *	23.08	10.10
IRON WORKER REINFORCING *	23.08	10.10
IRON WORKER SHEETER *	23.08	10.10
IRON WORKER STRUCTURAL *	23.08	10.10
LABORER CLASS I *	18.69	6.98
LABORER CLASS II *	18.34	6.98
LABORER CLASS III *	18.04	6.98
LATHER	22.46	8.20
MARBLE FINISHER	16.15	5.65
MARBLE SETTER	21.51	6.13
MILLWRIGHT	24.38	8.59
OPERATING ENGINEER CLASS 1A *	22.86	10.45
OPERATING ENGINEER CLASS 2A *	22.61	10.45
OPERATING ENGINEER CLASS 2B *	21.66	10.45
OPERATING ENGINEER CLASS 3A *	22.36	10.45
OPERATING ENGINEER CLASS 3B *	21.36	10.45
OPERATING ENGINEER CLASS 4B *	21.16	10.45
OPERATING ENGINEER CLASS IB *	21.86	10.45
OPERATING ENGINEER CLASS III *	20.76	10.45
OPERATING ENGINEER CLASS IV *	17.26	10.45
PAINT/BRIDGE/BRUSH/ROLLER	24.14	6.05
PAINT/BRIDGE/GLOVE/POTMAN	25.01	6.05
PAINT/BRIDGE/SAND-WATERBLAST/SPRAY	25.01	6.05
PAINT/BRUSH/ROLLER < 30'	22.94	6.05
PAINT/BRUSH/ROLLER > 30'	24.66	6.05
PAINT/COM./REPAINT/ < 500,000	15.94	6.05
PAINT/DRYWALL/TAPER/POINTER	23.26	6.05
PAINT/OPER MACH./TAPING MACH.	24.26	6.05

WEST VIRGINIA DIVISION OF LABOR
Building Construction Wage Rates

Jackson County
2001

CLASSIFICATION	BASIC HOURLY RATE	FRINGE BENEFITS
PAINT/SAND/SPRAY/WATERBLAST<30'PTM	23.83	6.05
PAINT/SAND/SPRAY/WATERBLAST>30'PTM	25.66	6.05
PAINT/SIGN	23.19	6.05
PAINT/VINYL/PAPER/HANGER	22.94	6.05
PILEDRIVER	22.68	8.20
PLASTERER	19.93	6.02
PLUMBER/FITTER	25.21	9.23
ROOFER\HEATED COAL TAR PRODUCT	20.81	5.47
ROOFER\WATER DAMP PROOFER	20.31	5.47
SHEET METAL WORKER	22.69	10.61
SOFT FLOOR LAYER	22.46	8.20
SPRINKLER FITTER	24.30	7.65
STONE MASON	22.01	6.13
TEAMSTER CLASS A *	18.41	6.55
TEAMSTER CLASS B *	18.51	6.55
TEAMSTER CLASS C *	18.66	6.55
TEAMSTER CLASS D *	18.81	6.55
TEAMSTER CLASS E *	19.06	6.55
TEAMSTER CLASS F *	19.16	6.55
TEAMSTER CLASS G *	19.31	6.55
TERRAZZO FINISHER	16.15	5.65
TERRAZZO WORKER	22.01	6.13
TILE FINISHER	16.15	5.65
TILE SETTER	22.01	6.13

NOTE: The allowable ratio of apprentice to journeyman employed in any craft shall not be greater than the prevailing ratio of the locality. The allowable ratio is applied on a daily basis. Contact the Federal Bureau of Apprenticeship and Training for additional information at (304) 347-5794.

* To apply the wage rates properly use Appendix I, II, III, IV and V.

APPRENTICE SCHEDULE

Jackson County
2001

CRAFT	INTERVAL	1st	2nd	3rd	4th	5th	6th	7th	8th	9th	10th
BOILERMAKERS	6 months	70	75	80	85	87.5	90	92.5	95		
BRICKLAYERS	1000 hrs	50	60	70	80	90	90				
CARPENTERS	1000 hrs	40	45	50	55	65	75	85			
CEMENT MASONS	500 hrs	60	65	70	75	80	85	90	95		
ELECTRICIANS	Percent	45	50	55	70	80	90				
ELECTRICIANS	Hours to	1000	2000	3500	5000	6500	8000				
GLAZIERS	6 months	40	40	55	65	80	90				
INSULATORS	Yearly	45	50	60	70	80					
IRONWORKERS	6 months	50	60	70	75	80	85				
LABORERS	1000 hrs	50	60	75	90						
MARBLE SETTER	1000 hrs	50	60	70	80	90	90				
MILLWRIGHTS	6 months	60	60	65	70	75	80	85	90	95	95
OPERATING ENGINEER	Yearly	75	80	85	100						
PAINTERS	YEARLY	50	65	75	90						
PILEDRIVERS	1000 hrs	40	45	50	55	65	75	85			
PLASTERERS	1200 hrs	50	60	70	80	90					
PLUMBER & FITTER	6 months	40	45	50	55	60	65	70	75	80	85
ROOFERS	1000 hrs	50	65	70	75	80	90				
SHEET METAL WKR.	Yearly	35	40	50	60	70					
SPRINKLER FITTER	6 months	45	50	55	60	65	70	75	80	85	90
STONE MASON	1000 hrs	50	60	70	80	90	90				
TERRAZZO SETTER	1000 hrs	50	60	70	80	90	90				
TILE SETTER	1000 hrs	50	60	70	80	90	90				

NOTE: For Carpet Layer, Drywall Hanger, Soft Floor Layer and Lather use Carpenter Schedule

APPRENTICE RATIO: Contact Federal Bureau of Apprenticeship and Training at (304) 347-5794.

WEST VIRGINIA DIVISION OF LABOR
Building Construction Wage Rates

FILED

DEC 29 9 57 AM '00

Jefferson County
2001

OFFICE OF WEST VIRGINIA
SECRETARY OF STATE

CLASSIFICATION	BASIC HOURLY RATE	FRINGE BENEFITS
BOILERMAKER	24.80	11.39
BRICKLAYER	19.12	5.68
BRICKLAYER - POINTER\CAULKER\CLEANER	19.12	5.68
CARPENTER	20.86	5.91
CARPET LAYER	20.86	5.91
CEMENT MASON	19.12	5.68
DRYWALL HANGER	20.86	5.91
ELECTRICIAN	19.74	6.75
ELEVATOR HELPER	18.46	8.35
ELEVATOR MECHANIC	26.37	8.82
GLAZIER	19.95	5.69
GLAZIER > \$2,000,000	21.15	5.69
INSULATOR\ASBESTOS	23.12	7.39
IRON WORKER BUCKER-UP *	23.47	6.54
IRON WORKER ERECTOR *	23.32	6.54
IRON WORKER FENCE ERECTOR *	23.32	6.54
IRON WORKER JOURNEYMAN *	23.32	6.54
IRON WORKER REINFORCING *	23.32	6.54
IRON WORKER SHEETER *	23.47	6.54
IRON WORKER STRUCTURAL *	23.32	6.54
LABORER CLASS I *	16.94	6.65
LABORER CLASS II *	16.51	6.65
LABORER CLASS III *	16.15	6.65
LATHER	20.86	5.91
MARBLE FINISHER	16.15	5.65
MARBLE SETTER	19.12	5.68
MILLWRIGHT	21.44	5.91
OPERATING ENGINEER CLASS 1A *	22.86	10.45
OPERATING ENGINEER CLASS 1B *	21.86	10.45
OPERATING ENGINEER CLASS 2A *	22.61	10.45
OPERATING ENGINEER CLASS 2B *	21.66	10.45
OPERATING ENGINEER CLASS 3A *	22.36	10.45
OPERATING ENGINEER CLASS 3B *	21.36	10.45
OPERATING ENGINEER CLASS 4B *	21.16	10.45
OPERATING ENGINEER CLASS III *	20.76	10.45
OPERATING ENGINEER CLASS IV *	17.26	10.45
PAINT\METAL POLISH & REFINISH	16.24	5.98
PAINT\NEW COM.& REPAINT\LEAD ABATEMENT	17.43	5.98
PAINT\PAPER HANGER & DRYWALL FINISH	17.43	5.98
PAINT\SPEC.\DRYWALL\PAPER HANGER	17.43	5.98
PAINT\SPRAY	17.43	5.98
PILEDRIVER	21.35	5.91
PLASTERER	19.12	5.68

WEST VIRGINIA DIVISION OF LABOR
Building Construction Wage Rates

Jefferson County
2001

CLASSIFICATION	BASIC HOURLY RATE	FRINGE BENEFITS
PLUMBER/FITTER	22.02	8.64
ROOFER/HEATED COAL TAR PRODUCT	16.50	5.05
ROOFER/WATER DAMP PROOFER	16.00	5.05
SHEET METAL WORKER	20.27	7.54
SOFT FLOOR LAYER	20.86	5.91
SPRINKLER FITTER	24.30	7.65
STONE MASON	19.12	5.68
TEAMSTER CLASS A *	15.21	6.83
TEAMSTER CLASS B *	15.44	6.83
TEAMSTER CLASS C *	15.72	6.83
TEAMSTER CLASS D *	15.97	6.83
TEAMSTER CLASS E *	16.32	6.83
TEAMSTER CLASS F *	16.67	6.83
TEAMSTER CLASS G *	17.04	6.83
TERRAZZO FINISHER	16.15	5.65
TERRAZZO WORKER	19.12	5.68
TILE FINISHER	16.15	5.65
TILE SETTER	19.12	5.68

NOTE: The allowable ratio of apprentice to journeyman employed in any craft shall not be greater than the prevailing ratio of the locality. The allowable ratio is applied on a daily basis. Contact the Federal Bureau of Apprenticeship and Training for additional information at (304) 347-5794.

* To apply the wage rates properly use Appendix I, II, III, IV and V.

APPRENTICE SCHEDULE

Jefferson County
2001

CRAFT	INTERVAL	1st	2nd	3rd	4th	5th	6th	7th	8th	9th	10th
BOILERMAKERS	6 months	70	75	80	85	87.5	90	92.5	95		
BRICKLAYERS	6 months	50	60	70	75	80	85				
CARPENTERS	6 months	40	47.5	55	62.5	70	70	85	85		
CEMENT MASONS	6 months	50	60	70	75	80	85				
ELECTRICIANS	Percent	40	45	50	60	70	80				
ELECTRICIANS	Hours to	1000	2000	3500	5000	6500	8000				
GLAZIERS	1000 hrs	60	65	70	75	80	85				
INSULATORS	Yearly	50	50	55	60	70					
IRONWORKERS	1000 hrs	60	70	75	80	85	90				
LABORERS	1000 hrs	50	60	75	90						
MARBLE SETTER	6 months	50	60	70	75	80	85				
MILLWRIGHTS	6 months	40	47.5	55	62.5	70	70	85	85		
OPERATING ENGINEER	Yearly	75	80	85	100						
PAINTER	6 MONTH	60	65	70	75	80	85				
PILEDRIVERS	6 months	40	47.5	55	62.5	70	70	85	85		
PLASTERERS	6 months	50	60	70	75	80	85				
PLUMBER & FITTER	Yearly	50	55	65	75	80					
SHEET METAL WKR.	6 months	40	45	50	55	60	65	70	75	80	85
SPRINKLER FITTER	6 months	45	50	55	60	65	70	75	80	85	90
STONE MASON	6 months	50	60	70	75	80	85				
TERRAZZO SETTER	6 months	50	60	70	75	80	85				
TILE SETTER	6 months	50	60	70	75	80	85				

NOTE: For Carpet Layer, Drywall Hanger, Soft Floor Layer and Lather use Carpenter Schedule

APPRENTICE RATIO: Contact Federal Bureau of Apprenticeship and Training at (304) 347-5794.

FILED

WEST VIRGINIA DIVISION OF LABOR
Building Construction Wage Rates

Dec 29 9 57 AM '00

Kanawha County
2001

OFFICE OF WEST VIRGINIA
SECRETARY OF STATE

CLASSIFICATION	BASIC HOURLY RATE	FRINGE BENEFITS
ASBESTOS & LEAD ABATEMENT WORKER	15.40	4.03
BOILERMAKER	24.80	11.39
BRICKLAYER	21.64	9.22
BRICKLAYER - POINTER/CAULKER/CLEANER	21.64	9.22
CARPENTER	22.46	8.20
CARPET LAYER	22.46	8.20
CEMENT MASON	23.04	6.68
DRYWALL HANGER	22.46	8.20
ELECTRICIAN	26.04	7.58
ELEVATOR HELPER	18.46	8.35
ELEVATOR MECHANIC	26.37	8.82
GLAZIER	22.51	3.12
INSULATOR	23.88	8.88
IRON WORKER ERECTOR *	21.00	10.24
IRON WORKER FENCE ERECTOR *	21.00	10.24
IRON WORKER JOURNEYMAN *	21.00	10.24
IRON WORKER REINFORCING *	21.00	10.24
IRON WORKER SHEETER *	21.00	10.24
IRON WORKER STRUCTURAL *	21.00	10.24
LABORER CLASS I *	18.95	6.73
LABORER CLASS II *	18.51	6.73
LABORER CLASS III *	17.97	6.73
LATHER	22.46	8.20
MARBLE FINISHER	16.15	5.65
MARBLE SETTER	21.64	9.22
MILLWRIGHT	24.38	8.59
OPERATING ENGINEER 1A *	22.86	10.45
OPERATING ENGINEER 2A *	22.61	10.45
OPERATING ENGINEER 2B *	21.66	10.45
OPERATING ENGINEER 3A *	22.36	10.45
OPERATING ENGINEER 3B *	21.36	10.45
OPERATING ENGINEER 4B *	21.16	10.45
OPERATING ENGINEER 1B *	21.86	10.45
OPERATING ENGINEER III *	20.76	10.45
OPERATING ENGINEER IV *	17.26	10.45
PAINTER CLASS I *	21.50	6.75
PAINTER CLASS II *	20.00	6.75
PAINTER CLASS III *	23.17	6.75
PAINTER CLASS IV *	23.17	6.75
PILEDRIVER	22.68	8.20
PLASTERER	24.86	5.67
PLUMBER/FITTER	22.95	8.65
ROOFER/HEATED COAL TAR PRODUCT	23.48	5.55

WEST VIRGINIA DIVISION OF LABOR
Building Construction Wage Rates

Kanawha County
2001

CLASSIFICATION	BASIC HOURLY RATE	FRINGE BENEFITS
ROOFER/WATER DAMP PROOFER	22.15	5.55
SHEET METAL WORKER	21.51	9.63
SOFT FLOOR LAYER	22.46	8.20
SPRINKLER FITTER	24.30	7.65
STONE MASON	21.64	9.22
TEAMSTER CLASS A *	18.43	8.68
TEAMSTER CLASS B *	18.54	8.68
TEAMSTER CLASS C *	18.70	8.68
TEAMSTER CLASS D *	18.76	8.68
TEAMSTER CLASS E *	18.82	8.68
TEAMSTER CLASS F *	18.92	8.68
TEAMSTER CLASS G *	19.15	8.68
TEAMSTER CLASS H *	19.42	8.68
TERRAZZO FINISHER	16.15	5.65
TERRAZZO WORKER	21.64	9.22
TILE FINISHER	16.15	5.65
TILE SETTER	20.40	9.22

NOTE: The allowable ratio of apprentice to journeyman employed in any craft shall not be greater than the prevailing ratio of the locality. The allowable ratio is applied on a daily basis. Contact the Federal Bureau of Apprenticeship and Training for additional information at (304) 347-5794.

* To apply the wage rates properly use Appendix I, II, III, IV and V.

APPRENTICE SCHEDULE

Kanawha County
2001

CRAFT	INTERVAL	1st	2nd	3rd	4th	5th	6th	7th	8th	9th	10th
BOILERMAKERS	6 months	70	75	80	85	87.5	90	92.5	95		
BRICKLAYERS	1000 hrs	50	60	70	80	90	90				
CARPENTERS	1000 hrs	40	45	50	55	65	75	85			
CEMENT MASONS	500 hrs	60	65	70	75	80	85	90	95		
ELECTRICIANS	Percent	40	45	50	55	70	85				
ELECTRICIANS	Hours to	1000	2000	3500	5000	6500	8000				
GLAZIERS	6 months	40	40	55	65	80	90				
INSULATORS	Yearly	45	50	60	70	80					
IRONWORKERS	6 months	60	70	75	80	85	90				
LABORERS	1000 hrs	50	60	75	90						
MARBLE SETTER	1000 hrs	50	60	70	80	90	90				
MILLWRIGHTS	6 months	60	60	65	70	75	80	85	90	95	95
OPERATING ENGINEER	Yearly	75	80	85	100						
PAINTERS	1000 hrs	50	55	60	70	80	90				
PILEDRIVERS	1000 hrs	40	45	50	55	65	75	85			
PLASTERERS	Percent	50	55	60	65	70	75	80	85	90	95
PLASTERERS	Hours to	1000	1500	2000	2500	3000	3500	4000	4500	5000	5500
PLUMBER & FITTER	Yearly	40	50	60	70	80					
ROOFERS	1000 hrs	49	54	59	76	79	85	95			
SHEET METAL WKR.	Yearly	35	40	50	60	75					
SPRINKLER FITTER	6 months	40	45	50	55	60	65	70	75	80	85
STONE MASON	1000 hrs	50	60	70	80	90	90				
TERRAZZO SETTER	1000 hrs	50	60	70	80	90	90				
TILE SETTER	1000 hrs	100	120	140	160	180	180				

NOTE: For Carpet Layer, Drywall Hanger, Soft Floor Layer and Lather use Carpenter Schedule

APPRENTICE RATIO: Contact Federal Bureau of Apprenticeship and Training at (304) 347-5794.

WEST VIRGINIA DIVISION OF LABOR
Building Construction Wage Rates

FILED

DEC 29 9 57 AM '00

Lewis County
2001

OFFICE OF WEST VIRGINIA
SECRETARY OF STATE

CLASSIFICATION	BASIC HOURLY RATE	FRINGE BENEFITS
ASBESTOS & LEAD ABATEMENT WORKER	15.40	4.03
BOILERMAKER	24.80	11.39
BRICKLAYER	23.51	5.65
BRICKLAYER - POINTER/CAULKER/CLEANER	23.51	5.65
CARPENTER	20.93	7.83
CARPET LAYER	20.93	7.83
CEMENT MASON	22.39	4.16
DRYWALL HANGER	20.93	7.83
ELECTRICIAN	21.33	10.46
ELEVATOR HELPER	18.46	8.35
ELEVATOR MECHANIC	26.37	8.82
GLAZIER	22.51	3.12
INSULATOR	23.88	8.92
IRON WORKER ERECTOR *	23.08	10.10
IRON WORKER FENCE ERECTOR *	23.08	10.10
IRON WORKER JOURNEYMAN *	23.08	10.10
IRON WORKER REINFORCING *	23.08	10.10
IRON WORKER SHEETER *	23.08	10.10
IRON WORKER STRUCTURAL *	23.08	10.10
LABORER CLASS I *	16.94	6.65
LABORER CLASS II *	16.51	6.65
LABORER CLASS III *	16.15	6.65
LATHER	20.93	7.83
MARBLE FINISHER	16.15	5.65
MARBLE SETTER	23.51	5.65
MILLWRIGHT	24.38	8.59
OPERATING ENGINEER 1A *	22.86	10.45
OPERATING ENGINEER 2A *	22.61	10.45
OPERATING ENGINEER 2B *	21.66	10.45
OPERATING ENGINEER 3A *	22.36	10.45
OPERATING ENGINEER 4B *	21.16	10.45
OPERATING ENGINEER IB *	21.86	10.45
OPERATING ENGINEER III *	20.76	10.45
OPERATING ENGINEER IV *	17.26	10.45
OPERATING ENGINEER 3B *	21.36	10.45
PAINT/BANJO	22.65	3.40
PAINT/BAZOOKA/BOX/WIPE DOWN	22.90	3.40
PAINT/BRUSH/ROLLER	21.86	3.40
PAINT/BRUSH/ROLLER > 50'	23.36	3.40
PAINT/BRUSH/ROLLER/TOXIC > 50'	24.36	3.40
PAINT/DRYWALL/WIPE DOWN	22.15	3.40
PAINT/POTMAN/SANDBLAST	22.36	3.40
PAINT/POWER ROLLER/TOOLS	23.53	3.40

WEST VIRGINIA DIVISION OF LABOR
Building Construction Wage Rates

Lewis County
2001

CLASSIFICATION	BASIC HOURLY RATE	FRINGE BENEFITS
PAINT/REPAINT	19.10	3.40
PAINT/SANDBLAST	23.36	3.40
PAINT/SANDBLAST >50'	24.86	3.40
PAINT/SPRAY > 50'	24.86	3.40
PAINT/SPRAY/POTMAN	22.36	3.40
PAINT/SPRAY/TOXIC	24.36	3.40
PAINT/SPRAY/TOXIC >50'	25.86	3.40
PAINT/TOXIC/BRUSH/ROLLER	22.86	3.40
PAINT/VINYL/PAPER HANGER	22.11	3.40
PAINT/WATER BLASTER	23.53	3.40
PAINT/WATER BLASTER >50'	24.53	3.40
PILEDRIIVER	21.43	7.83
PLASTERER	21.74	4.16
PLUMBER/FITTER	22.05	13.02
ROOFER/HEATED COAL TAR PRODUCT	20.81	5.47
ROOFER/WATER DAMP PROOFER	20.31	5.47
SHEET METAL WORKER	22.69	10.61
SOFT FLOOR LAYER	20.93	7.83
SPRINKLER FITTER	24.30	7.65
STONE MASON	23.51	5.65
TEAMSTER CLASS A *	18.89	5.42
TEAMSTER CLASS B *	18.51	5.42
TEAMSTER CLASS C *	18.46	5.42
TEAMSTER CLASS D *	18.41	5.42
TEAMSTER CLASS E *	18.21	5.42
TEAMSTER CLASS F *	18.11	5.42
TERRAZZO FINISHER	16.15	5.65
TERRAZZO WORKER	23.51	5.65
TILE FINISHER	16.15	5.65
TILE SETTER	23.51	5.65

NOTE: The allowable ratio of apprentice to journeyman employed in any craft shall not be greater than the prevailing ratio of the locality. The allowable ratio is applied on a daily basis. Contact the Federal Bureau of Apprenticeship and Training for additional information at (304) 347-5794.

* To apply the wage rates properly use Appendix I, II, III, IV and V.

APPRENTICE SCHEDULE

Lewis County
2001

CRAFT	INTERVAL	1st	2nd	3rd	4th	5th	6th	7th	8th	9th	10th
BOILERMAKERS	6 months	70	75	80	85	87.5	90	92.5	95		
BRICKLAYERS	1000 hrs	50	55	60	70	80	90				
CARPENTERS	Percent	50	60	70	80	90					
CARPENTERS	Hours to	800	2400	4270	6140	8000					
CEMENT MASONS	1200 hrs	50	60	70	80	90					
ELECTRICIANS	Percent	40	45	50	55	70	85				
ELECTRICIANS	Hours to	1000	2000	3500	5000	6500	8000				
GLAZIERS	6 months	40	40	55	65	80	90				
INSULATORS	Yearly	45	50	60	70	80					
IRONWORKERS	6 months	50	60	70	75	80	85				
LABORERS	1000 hrs	50	60	75	90						
MARBLE SETTER	1000 hrs	50	55	60	70	80	90				
MILLWRIGHTS	6 months	60	60	65	70	75	80	85	90	95	95
OPERATING ENGINEER	Yearly	75	80	85	100						
PAINTERS	6 months	50	60	70	80	85	90				
PILEDRIVERS	Percent	50	60	70	80	90					
PILEDRIVERS	Hours to	800	2400	4270	6140	8000					
PLASTERERS	1200 hrs	50	60	70	80	90					
PLUMBER & FITTER	850 hrs	50	55	60	65	70	75	80	85	90	95
ROOFERS	1000 hrs	50	65	70	75	80	90				
SHEET METAL WKR.	Yearly	35	40	50	60	70					
SPRINKLER FITTER	6 months	45	50	55	60	65	70	75	80	85	90
STONE MASON	1000 hrs	50	55	60	70	80	90				
TERRAZZO SETTER	1000 hrs	50	55	60	70	80	90				
TILE SETTER	1000 hrs	50	55	60	70	80	90				

NOTE: For Carpet Layer, Drywall Hanger, Soft Floor Layer and Lather use Carpenter Schedule

APPRENTICE RATIO: Contact Federal Bureau of Apprenticeship and Training at (304) 347-5794.

FILED

Dec 29 9 57 AM '00

WEST VIRGINIA DIVISION OF LABOR
Building Construction Wage Rates

OFFICE OF WEST VIRGINIA
SECRETARY OF STATE

Lincoln County
2001

CLASSIFICATION	BASIC HOURLY RATE	FRINGE BENEFITS
ASBESTOS & LEAD ABATEMENT WORKER	15.40	4.03
BOILERMAKER	24.80	11.39
BRICKLAYER	22.96	9.22
BRICKLAYER - POINTER\CAULKER\CLEANER	18.27	9.22
CARPENTER	23.45	7.26
CARPET LAYER	23.45	7.26
CEMENT MASON	23.04	6.68
DRYWALL HANGER	23.45	7.26
ELECTRICIAN	22.11	11.06
ELEVATOR HELPER	18.46	8.35
ELEVATOR MECHANIC	26.37	8.82
GLAZIER	22.51	3.12
INSULATOR	23.88	8.88
IRON WORKER ERECTOR *	21.00	10.24
IRON WORKER FENCE ERECTOR *	21.00	10.24
IRON WORKER JOURNEYMAN *	21.00	10.24
IRON WORKER REINFORCING *	21.00	10.24
IRON WORKER SHEETER *	21.00	10.24
IRON WORKER STRUCTURAL *	21.00	10.24
LABORER CLASS I *	19.03	7.27
LABORER CLASS II *	18.76	7.27
LABORER CLASS III *	18.34	7.27
LATHER	23.45	7.26
MARBLE FINISHER	18.55	9.22
MARBLE SETTER	22.96	9.22
MILLWRIGHT	22.51	10.24
OPERATING ENGINEER 1A *	22.86	10.45
OPERATING ENGINEER 2A *	22.61	10.45
OPERATING ENGINEER 2B *	21.66	10.45
OPERATING ENGINEER 3A *	22.36	10.45
OPERATING ENGINEER 3B *	21.36	10.45
OPERATING ENGINEER 4B *	21.16	10.45
OPERATING ENGINEER IB *	21.86	10.45
OPERATING ENGINEER III *	20.76	10.45
OPERATING ENGINEER IV *	17.26	10.45
PAINT/BRUSH & ROLL	19.60	6.79
PAINT/DRYWALL/FINISH/TEXT.	20.95	6.79
PAINT/MACHINE/TOOLSTAND	21.45	6.79
PAINT/SPRAY/SANDBLAST	20.95	6.79
PAINT/STLTS./WALLCOVER	20.15	6.79
PILEDRIVER	23.84	7.26
PLASTERER	24.86	5.67
PLUMBER/FITTER	25.28	8.42

WEST VIRGINIA DIVISION OF LABOR
Building Construction Wage Rates

**Lincoln County
2001**

CLASSIFICATION	BASIC HOURLY RATE	FRINGE BENEFITS
ROOFER/HEATED COAL TAR PRODUCT	23.48	5.55
ROOFER/WATER DAMP PROOFER	22.15	5.55
SHEET METAL WORKER	22.77	9.05
SOFT FLOOR LAYER	23.45	7.26
SPRINKLER FITTER	24.30	7.65
STONE MASON	22.96	9.22
TEAMSTER CLASS A *	22.34	8.13
TEAMSTER CLASS B *	22.67	8.13
TEAMSTER CLASS C *	22.75	8.13
TEAMSTER CLASS D *	22.82	8.13
TEAMSTER CLASS E *	22.89	8.13
TEAMSTER CLASS F *	23.22	8.13
TEAMSTER CLASS G *	23.55	8.13
TERRAZZO FINISHER	18.55	9.22
TERRAZZO WORKER	22.96	9.22
TILE FINISHER	18.55	9.22
TILE SETTER	22.96	9.22

NOTE: The allowable ratio of apprentice to journeyman employed in any craft shall not be greater than the prevailing ratio of the locality. The allowable ratio is applied on a daily basis. Contact the Federal Bureau of Apprenticeship and Training for additional information at (304) 347-5794.

* To apply the wage rates properly use Appendix I, II, III, IV and V.

APPRENTICE SCHEDULE

Lincoln County
2001

CRAFT	INTERVAL	1st	2nd	3rd	4th	5th	6th	7th	8th	9th	10th
BOILERMAKERS	6 months	70	75	80	85	87.5	90	92.5	95		
BRICKLAYERS	1000 hrs	50	60	70	80	90	90				
CARPENTERS	1000 hrs	40	45	50	55	65	75	85			
CEMENT MASONS	500 hrs	60	65	70	75	80	85	90	95		
ELECTRICIANS	Percent	40	45	50	55	60	65	70	75	80	
ELECTRICIANS	Hours to	1000	2750	3500	4250	5000	5750	6500	7250	8000	
GLAZIERS	6 months	40	40	55	65	80	90				
INSULATORS	Yearly	45	50	60	70	80					
IRONWORKERS	6 months	60	70	75	80	85	90				
LABORERS	1000 hrs	50	60	75	90						
MARBLE SETTER	1000 hrs	50	60	70	80	90	90				
MILLWRIGHTS	6 months	60	65	70	75	80	85	90	95		
OPERATING ENGINEER	Yearly	75	80	85	100						
PAINTERS	1st-1000/750	50	55	65	70	80	90				
PILEDRIVERS	1000 hrs	40	45	50	55	65	75	85			
PLASTERERS	Percent	50	55	60	65	70	75	80	85	90	95
PLASTERERS	Hours to	1000	1500	2000	2500	3000	3500	4000	4500	5000	5500
PLUMBER & FITTER	Yearly	40	50	60	70	80					
ROOFERS	1000 hrs	49	54	59	76	79	85	95			
SHEET METAL WKR.	Yearly	50	60	70	80						
SPRINKLER FITTER	6 months	45	50	55	60	65	70	75	80	85	90
STONE MASON	1000 hrs	50	60	70	80	90	90				
TERRAZZO SETTER	1000 hrs	50	60	70	80	90	90				
TILE SETTER	1000 hrs	50	60	70	80	90	90				

NOTE: For Carpet Layer, Drywall Hanger, Soft Floor Layer and Lather use Carpenter Schedule

APPRENTICE RATIO: Contact Federal Bureau of Apprenticeship and Training at (304) 347-5794.

FILED

WEST VIRGINIA DIVISION OF LABOR
Building Construction Wage Rates

Dec 29 9 57 AM '00

Logan County
2001

OFFICE OF WEST VIRGINIA
SECRETARY OF STATE

CLASSIFICATION	BASIC HOURLY RATE	FRINGE BENEFITS
ASBESTOS & LEAD ABATEMENT WORKER	15.40	4.03
BOILERMAKER	24.80	11.39
BRICKLAYER	21.64	9.22
BRICKLAYER - POINTER/CAULKER/CLEANER	21.64	9.22
CARPENTER	22.46	8.20
CARPET LAYER	22.46	8.20
CEMENT MASON	23.04	6.68
DRYWALL HANGER	22.46	8.20
ELECTRICIAN	22.11	11.06
ELEVATOR HELPER	18.46	8.35
ELEVATOR MECHANIC	26.37	8.82
GLAZIER	22.51	3.12
INSULATOR	23.88	8.88
IRON WORKER ERECTOR *	22.60	10.24
IRON WORKER FENCE ERECTOR *	22.60	10.24
IRON WORKER JOURNEYMAN *	22.60	10.24
IRON WORKER REINFORCING *	22.60	10.24
IRON WORKER SHEETER *	22.60	10.24
IRON WORKER STRUCTURAL *	22.60	10.24
LABORER CLASS I *	19.03	7.27
LABORER CLASS II *	18.76	7.27
LABORER CLASS III *	18.34	7.27
LATHER	22.46	8.20
MARBLE FINISHER	16.15	5.65
MARBLE SETTER	21.64	9.22
MILLWRIGHT	24.38	8.59
OPERATING ENGINEER CLASS 1A *	22.86	10.45
OPERATING ENGINEER CLASS 2A *	22.61	10.45
OPERATING ENGINEER CLASS 2B *	21.66	10.45
OPERATING ENGINEER CLASS 3A *	22.36	10.45
OPERATING ENGINEER CLASS 3B *	21.36	10.45
OPERATING ENGINEER CLASS 4B *	21.16	10.45
OPERATING ENGINEER CLASS IB *	21.86	10.45
OPERATING ENGINEER CLASS III *	20.76	10.45
OPERATING ENGINEER CLASS IV *	17.26	10.45
PAINT/BRUSH & ROLL	19.60	6.79
PAINT/DRYWALL/FINISH & TEXT.	20.95	6.79
PAINT/MACHINE/TOOLSTAND	21.45	6.79
PAINT/SPRAY/SANDBLAST	20.95	6.79
PAINT/STLTS./WALLCOVER	20.15	6.79
PILEDRIVER	22.68	8.20
PLASTERER	24.86	5.67
PLUMBER/FITTER	25.28	8.42

WEST VIRGINIA DIVISION OF LABOR
Building Construction Wage Rates

Logan County
2001

CLASSIFICATION	BASIC HOURLY RATE	FRINGE BENEFITS
ROOFER/HEATED COAL TAR PRODUCT	23.48	5.55
ROOFER/WATER DAMP PROOFER	22.15	5.55
SHEET METAL WORKER	22.77	9.05
SOFT FLOOR LAYER	22.46	8.20
SPRINKLER FITTER	24.30	7.65
STONE MASON	21.64	9.22
TEAMSTER CLASS A *	22.34	8.13
TEAMSTER CLASS B *	22.67	8.13
TEAMSTER CLASS C *	22.75	8.13
TEAMSTER CLASS D *	22.82	8.13
TEAMSTER CLASS E *	22.89	8.13
TEAMSTER CLASS F *	23.22	8.13
TEAMSTER CLASS G *	23.55	8.13
TERRAZZO FINISHER	16.15	5.65
TERRAZZO WORKER	21.64	9.22
TILE FINISHER	16.15	5.65
TILE SETTER	20.40	9.22

NOTE: The allowable ratio of apprentice to journeyman employed in any craft shall not be greater than the prevailing ratio of the locality. The allowable ratio is applied on a daily basis. Contact the Federal Bureau of Apprenticeship and Training for additional information at (304) 347-5794.

* To apply the wage rates properly use Appendix I, II, III, IV and V.

APPRENTICE SCHEDULE

Logan County
2001

CRAFT	INTERVAL	1st	2nd	3rd	4th	5th	6th	7th	8th	9th	10th
BOILERMAKERS	6 months	70	75	80	85	87.5	90	92.5	95		
BRICKLAYERS	1000 hrs	50	60	70	80	90	90				
CARPENTERS	1000 hrs	40	45	50	55	65	75	85			
CEMENT MASONS	500 hrs	60	65	70	75	80	85	90	95		
ELECTRICIANS	Percent	40	45	50	55	60	65	70	75	80	
ELECTRICIANS	Hours to	1000	2750	3500	4250	5000	5750	6500	7250	8000	
GLAZIERS	6 months	40	40	55	65	80	90				
INSULATORS	Yearly	45	50	60	70	80					
IRONWORKERS	6 months	60	70	75	80	85	90				
LABORERS	1000 hrs	50	60	75	90						
MARBLE SETTER	1000 hrs	50	60	70	80	90	90				
MILLWRIGHTS	6 months	60	60	65	70	75	80	85	90	95	95
OPERATING ENGINEER	Yearly	75	80	85	100						
PAINTERS	1st-1000/750	50	55	65	70	80	90				
PILEDRIVERS	1000 hrs	40	45	50	55	65	75	85			
PLASTERERS	Percent	50	55	60	65	70	75	80	85	90	95
PLASTERERS	Hours to	1000	1500	2000	2500	3000	3500	4000	4500	5000	5500
PLUMBER & FITTER	Yearly	40	50	60	70	80					
ROOFERS	1000 hrs	49	54	59	76	79	85	95			
SHEET METAL WKR.	Yearly	50	60	70	80						
SPRINKLER FITTER	6 months	45	50	55	60	65	70	75	80	85	90
STONE MASON	1000 hrs	50	60	70	80	90	90				
TERRAZZO SETTER	1000 hrs	50	60	70	80	90	90				
TILE SETTER	1000 hrs	50	60	70	80	90	90				

NOTE: For Carpet Layer, Drywall Hanger, Soft Floor Layer and Lather use Carpenter Schedule

APPRENTICE RATIO: Contact Federal Bureau of Apprenticeship and Training at (304) 347-5794.

FILED

WEST VIRGINIA DIVISION OF LABOR
Building Construction Wage Rates

Dec 29 9 57 AM '00

Marion County
2001

OFFICE OF WEST VIRGINIA
SECRETARY OF STATE

CLASSIFICATION	BASIC HOURLY RATE	FRINGE BENEFITS
BOILERMAKER	24.80	11.39
BRICKLAYER	23.51	5.65
BRICKLAYER - POINTER/CAULKER/CLEANER	23.51	5.65
CARPENTER	20.93	7.83
CARPET LAYER	20.93	7.83
CEMENT MASON	22.39	4.16
DRYWALL HANGER	20.93	7.83
ELECTRICIAN	21.33	10.46
ELEVATOR HELPER	18.46	8.35
ELEVATOR MECHANIC	26.37	8.82
GLAZIER	20.16	15.19
INSULATOR	23.97	10.34
IRON WORKER ERECTOR *	20.63	13.63
IRON WORKER FENCE ERECTOR *	20.63	13.63
IRON WORKER JOURNEYMAN *	20.63	13.63
IRON WORKER REINFORCING *	20.63	13.63
IRON WORKER SHEETER *	20.63	13.63
IRON WORKER STRUCTURAL *	20.63	13.63
LABORER CLASS I *	16.94	6.65
LABORER CLASS II *	16.51	6.65
LABORER CLASS III *	16.15	6.65
LATHER	20.93	7.83
MARBLE FINISHER	16.15	5.65
MARBLE SETTER	23.51	5.65
MILLWRIGHT	24.38	8.59
OPERATING ENGINEER 1A *	22.86	10.45
OPERATING ENGINEER 2A *	22.61	10.45
OPERATING ENGINEER 2B *	21.66	10.45
OPERATING ENGINEER 3A *	22.36	10.45
OPERATING ENGINEER 3B *	21.36	10.45
OPERATING ENGINEER 4B *	21.16	10.45
OPERATING ENGINEER IB *	21.86	10.45
OPERATING ENGINEER III *	20.76	10.45
OPERATING ENGINEER IV *	17.26	10.45
PAINT/BANJO	22.65	3.40
PAINT/BAZOOKA/BOX/WIPE DOWN	22.90	3.40
PAINT/BRUSH/ROLLER	21.86	3.40
PAINT/BRUSH/ROLLER/ > 50'	23.36	3.40
PAINT/DRYWALL/WIPE DOWN	22.15	3.40
PAINT/POTMAN/SANDBLAST	22.36	3.40
PAINT/POWER ROLLER/TOOLS	23.53	3.40
PAINT/REPAINT	19.10	3.40
PAINT/SANDBLAST	23.36	3.40

WEST VIRGINIA DIVISION OF LABOR
Building Construction Wage Rates

Marion County
2001

CLASSIFICATION	BASIC HOURLY RATE	FRINGE BENEFITS
PAINT/SANDBLAST > 50'	24.86	3.40
PAINT/SPRAY/ > 50'	24.86	3.40
PAINT/SPRAY/POTMAN	22.36	3.40
PAINT/SPRAY/TOXIC	24.36	3.40
PAINT/SPRAY/TOXIC/ > 50'	25.86	3.40
PAINT/TOXIC/BRUSH/ROLLER	22.86	3.40
PAINT/TOXIC/BRUSH/ROLLER/ > 50'	24.36	3.40
PAINT/VINYL/PAPER/HANGER	22.11	3.40
PAINT/WATER BLAST	23.53	3.40
PAINT/WATER BLAST >50'	24.53	3.40
PILED RIVER	21.43	7.83
PLASTERER	21.74	4.16
PLUMBER/FITTER	22.05	13.02
ROOFER/HEATED COAL TAR PRODUCT	20.81	5.47
ROOFER/WATER DAMP PROOFER	20.31	5.47
SHEET METAL WORKER	22.69	10.61
SOFT FLOOR LAYER	20.93	7.83
SPRINKLER FITTER	24.30	7.65
STONE MASON	23.51	5.65
TEAMSTER CLASS A *	18.89	5.42
TEAMSTER CLASS B *	18.51	5.42
TEAMSTER CLASS C *	18.46	5.42
TEAMSTER CLASS D *	18.41	5.42
TEAMSTER CLASS E *	18.21	5.42
TEAMSTER CLASS F *	18.11	5.42
TERRAZZO FINISHER	16.15	5.65
TERRAZZO WORKER	23.51	5.65
TILE FINISHER	16.15	5.65
TILE SETTER	23.51	5.65

NOTE: The allowable ratio of apprentice to journeyman employed in any craft shall not be greater than the prevailing ratio of the locality. The allowable ratio is applied on a daily basis. Contact the Federal Bureau of Apprenticeship and Training for additional information at (304) 347-5794.

* To apply the wage rates properly use Appendix I, II, III, IV and V.

APPRENTICE SCHEDULE

Marion County
2001

CRAFT	INTERVAL	1st	2nd	3rd	4th	5th	6th	7th	8th	9th	10th
BOILERMAKERS	6 months	70	75	80	85	87.5	90	92.5	95		
BRICKLAYERS	1000 hrs	50	55	60	70	80	90				
CARPENTERS	Percent	50	60	70	80	90					
CARPENTERS	Hours to	800	2400	4270	6140	8000					
CEMENT MASONS	1200 hrs	50	60	70	80	90					
ELECTRICIAN	Percent	40	45	50	55	70	85				
ELECTRICIANS	Hours to	1000	2000	3500	5000	6500	8000				
GLAZIERS	1000 hrs	45	50	60	65	70	75	80	90		
INSULATORS	6 months	65	70	75	75	80	80	90	90		
IRONWORKERS	6 months	60	60	70	75	80	85	90			
LABORERS	1000 hrs	50	60	75	90						
MARBLE SETTER	1000 hrs	50	55	60	70	80	90				
MILLWRIGHTS	6 months	60	60	65	70	75	80	85	90	95	95
OPERATING ENGINEER	Yearly	75	80	85	100						
PAINTERS	6 months	50	60	70	80	85	90				
PILEDRIVERS	Percent	50	60	70	80	90					
PILEDRIVERS	Hours to	800	2400	4270	6140	8000					
PLASTERERS	1200 hrs	50	60	70	80	90					
PLUMBER & FITTER	850 hrs	50	55	60	65	70	75	80	85	90	95
ROOFERS	1000 hrs	50	65	70	75	80	90				
SHEET METAL WKR.	Yearly	35	40	50	60	70					
SPRINKLER FITTER	6 months	45	50	55	60	65	70	75	80	85	90
STONE MASON	1000 hrs	50	55	60	70	80	90				
TERRAZZO SETTER	1000 hrs	50	55	60	70	80	90				
TILE SETTER	1000 hrs	50	55	60	70	80	90				

NOTE: For Carpet Layer, Drywall Hanger, Soft Floor Layer and Lather use Carpenter Schedule

APPRENTICE RATIO: Contact Federal Bureau of Apprenticeship and Training at (304) 347-5794.

WEST VIRGINIA DIVISION OF LABOR
Building Construction Wage Rates

FILED

Dec 29 9 57 AM '00

Marshall County
2001

OFFICE OF WEST VIRGINIA
SECRETARY OF STATE

CLASSIFICATION	BASIC HOURLY RATE	FRINGE BENEFITS
BOILERMAKER	24.80	11.39
BRICKLAYER	21.01	7.95
BRICKLAYER - POINTER\CAULKER\CLEANER	21.01	7.95
CARPENTER	20.93	7.83
CARPET LAYER	20.93	7.83
CEMENT MASON	19.48	6.65
DRYWALL HANGER	20.93	7.83
ELECTRICIAN	23.48	9.79
ELEVATOR HELPER	18.73	8.09
ELEVATOR MECHANIC	26.76	8.57
GLAZIER	18.03	8.35
INSULATOR	23.97	10.34
IRON WORKER ERECTOR *	20.63	13.63
IRON WORKER FENCE ERECTOR *	20.63	13.63
IRON WORKER JOURNEYMAN *	20.63	13.63
IRON WORKER REINFORCING *	20.63	13.63
IRON WORKER SHEETER *	20.63	13.63
IRON WORKER STRUCTURAL *	20.63	13.63
LABORER CLASS I *	16.92	7.27
LABORER CLASS II *	16.57	7.27
LABORER CLASS III *	16.27	7.27
LATHER	20.93	7.83
MARBLE FINISHER	16.15	5.65
MARBLE SETTER	20.86	7.95
MILLWRIGHT	22.00	7.97
OPERATING ENGINEER 1A *	22.86	10.45
OPERATING ENGINEER 2A *	22.61	10.45
OPERATING ENGINEER 2B *	21.66	10.45
OPERATING ENGINEER 3A *	22.36	10.45
OPERATING ENGINEER 3B *	21.36	10.45
OPERATING ENGINEER 4B *	21.16	10.45
OPERATING ENGINEER IB *	21.86	10.45
OPERATING ENGINEER III *	20.76	10.45
OPERATING ENGINEER IV *	17.26	10.45
PAINT/BRUSH/ROLLER	18.40	6.32
PAINT/BRUSH/ROLLER/HAND CLEAN/BRIDGES	21.55	6.44
PAINT/NEEDLE GUN/POWER TOOLS/BRIDGES	22.80	6.49
PAINT/PAPER/VINYL HANGERS	18.40	6.32
PAINT/PERFATAPING/AUTO TOOLS	20.65	6.41
PAINT/PERFATAPING/BANJO/BAZOOKA	18.65	6.33
PAINT/SAND/WATERBLAST/POWER/BRIDGES	22.80	6.49
PAINT/SANDBLAST/WATER/BLAST	19.40	6.36

WEST VIRGINIA DIVISION OF LABOR
Building Construction Wage Rates

Marshall County
2001

CLASSIFICATION	BASIC HOURLY RATE	FRINGE BENEFITS
PILED RIVER	23.19	8.29
PILED RIVER - LAGGER	21.19	8.29
PLASTERER	19.93	6.02
PLUMBER/FITTER	21.94	12.67
ROOFER/HEATED COAL TAR PRODUCT	20.42	5.97
ROOFER/WATER DAMP PROOFER	20.17	5.97
SHEET METAL WORKER	21.83	9.63
SOFT FLOOR LAYER	20.93	7.83
SPRINKLER FITTER	24.30	7.65
STONE MASON	21.01	7.95
TEAMSTER CLASS A *	18.75	6.40
TEAMSTER CLASS B *	18.80	6.40
TEAMSTER CLASS C *	18.85	6.40
TEAMSTER CLASS D *	19.38	6.40
TEAMSTER CLASS E *	18.83	6.40
TEAMSTER CLASS F *	19.03	6.40
TEAMSTER CLASS G *	19.11	6.40
TEAMSTER CLASS H *	18.95	6.40
TEAMSTER CLASS I *	19.08	6.40
TEAMSTER CLASS J *	18.76	6.40
TEAMSTER CLASS K *	19.48	6.40
TEAMSTER CLASS L *	19.45	6.40
TERRAZZO FINISHER	16.15	5.65
TERRAZZO WORKER	21.01	7.95
TILE FINISHER	16.15	5.65
TILE SETTER	21.01	7.95

NOTE: The allowable ratio of apprentice to journeyman employed in any craft shall not be greater than the prevailing ratio of the locality. The allowable ratio is applied on a daily basis. Contact the Federal Bureau of Apprenticeship and Training for additional information at (304) 347-5794.

* To apply the wage rates properly use Appendix I, II, III, IV and V.

APPRENTICE SCHEDULE

Marshall County
2001

CRAFT	INTERVAL	1st	2nd	3rd	4th	5th	6th	7th	8th	9th	10th
BOILERMAKERS	6 months	70	75	80	85	87.5	90	92.5	95		
BRICKLAYERS	6 months	50	60	70	70	80	80	90	90		
CARPENTERS	Hours to	800	2400	4270	6140	8000					
CARPENTERS	Percent	50	60	70	80	90					
CEMENT MASONS	1200 hrs	50	60	70	80	90					
ELECTRICIANS	Percent	35	40	45	55	65	85				
ELECTRICIANS	Hours to	1000	2000	3500	5000	6500	8000				
GLAZIERS	1000 hrs	45	50	60	65	70	75	80	90		
INSULATORS	6 months	65	70	75	75	80	80	90	90		
IRONWORKERS	6 months	60	60	70	75	80	85	90			
LABORERS	1000 hrs	50	60	75	90						
MARBLE SETTER	6 months	50	60	70	70	80	80	90	90		
MILLWRIGHTS	6 months	55	58.5	62	65.5	69	72.5	76	80		
OPERATING ENGINEER	Yearly	75	80	85	100						
PAINTERS	6 months	50	60	70	75	85	95				
PILEDRIVERS	Yearly	60	70	80	90						
PLASTERERS	1200 hrs	50	60	70	80	90					
PLUMBER & FITTER	6 months	45	50	55	60	65	70	75	80	85	90
ROOFERS	Yearly	50	65	80							
SHEET METAL WKR.	Yearly	30	40	50	60	75					
SPRINKLER FITTER	6 months	45	50	55	60	65	70	75	80	85	90
STONE MASON	6 months	50	60	70	70	80	80	90	90		
TERRAZZO SETTER	6 months	50	60	70	70	80	80	90	90		
TILE SETTER	6 months	50	60	70	70	80	80	90	90		

NOTE: For Carpet Layer, Drywall Hanger, Soft Floor Layer and Lather use Carpenter Schedule

APPRENTICE RATIO: Contact Federal Bureau of Apprenticeship and Training at (304) 347-5794.

FILED

WEST VIRGINIA DIVISION OF LABOR
Building Construction Wage Rates

DEC 29 9 57 AM '00

Mason County
2001

OFFICE OF WEST VIRGINIA
SECRETARY OF STATE

CLASSIFICATION	BASIC HOURLY RATE	FRINGE BENEFITS
ASBESTOS & LEAD ABATEMENT WORKER	15.40	4.03
BOILERMAKER	24.80	11.39
BRICKLAYER	22.96	9.22
BRICKLAYER - POINTER\CAULKER\CLEANER	18.27	9.22
CARPENTER	22.46	8.20
CARPET LAYER	22.46	8.20
CEMENT MASON	24.21	6.97
DRYWALL HANGER	22.46	8.20
ELECTRICIAN	22.11	11.06
ELEVATOR HELPER	18.46	8.35
ELEVATOR MECHANIC	26.37	8.82
GLAZIER	22.51	3.12
INSULATOR	23.88	8.88
IRON WORKER ERECTOR *	23.08	10.10
IRON WORKER FENCE ERECTOR *	23.08	10.10
IRON WORKER JOURNEYMAN *	23.08	10.10
IRON WORKER REINFORCING *	23.08	10.10
IRON WORKER SHEETER *	23.08	10.10
IRON WORKER STRUCTURAL *	23.08	10.10
LABORER CLASS I *	19.03	7.27
LABORER CLASS II *	18.76	7.27
LABORER CLASS III *	18.34	7.27
LATHER	22.46	8.20
MARBLE FINISHER	18.55	9.22
MARBLE SETTER	22.96	9.22
MILLWRIGHT	24.38	8.63
OPERATING ENGINEER 1A *	22.86	10.45
OPERATING ENGINEER 2A *	22.61	10.45
OPERATING ENGINEER 2B *	21.66	10.45
OPERATING ENGINEER 3A *	22.36	10.45
OPERATING ENGINEER 3B *	21.36	10.45
OPERATING ENGINEER 4B *	21.16	10.45
OPERATING ENGINEER IB *	21.86	10.45
OPERATING ENGINEER III *	20.76	10.45
OPERATING ENGINEER IV *	17.26	10.45
PAINT/BRUSH/ROLLER	19.60	6.79
PAINT/DRYWALL/FINISH/TEXT.	20.95	6.79
PAINT/MACHINE/TOOLSTAND	21.45	6.79
PAINT/SPRAY/SANDBLAST	20.95	6.79
PAINT/STLTS/WALLCOVER	20.15	6.79
PILEDRIVER	22.68	8.20
PLASTERER	24.77	5.67
PLUMBER\FITTER	25.28	8.42

WEST VIRGINIA DIVISION OF LABOR
Building Construction Wage Rates

Mason County
2001

CLASSIFICATION	BASIC HOURLY RATE	FRINGE BENEFITS
ROOFER/HEATED COAL TAR PRODUCT	23.48	5.55
ROOFER/WATER DAMP PROOFER	22.15	5.55
SHEET METAL WORKER	21.51	9.63
SOFT FLOOR LAYER	22.46	8.20
SPRINKLER FITTER	24.30	7.65
STONE MASON	22.96	9.22
TEAMSTER CLASS A *	22.34	8.13
TEAMSTER CLASS B *	22.67	8.13
TEAMSTER CLASS C *	22.75	8.13
TEAMSTER CLASS D *	22.82	8.13
TEAMSTER CLASS E *	22.89	8.13
TEAMSTER CLASS F *	23.22	8.13
TEAMSTER CLASS G *	23.55	8.13
TERRAZZO FINISHER	18.55	9.22
TERRAZZO WORKER	22.96	9.22
TILE FINISHER	18.55	9.22
TILE SETTER	22.96	9.22

NOTE: The allowable ratio of apprentice to journeyman employed in any craft shall not be greater than the prevailing ratio of the locality. The allowable ratio is applied on a daily basis. Contact the Federal Bureau of Apprenticeship and Training for additional information at (304) 347-5794.

* To apply the wage rates properly use Appendix I, II, III, IV and V.

APPRENTICE SCHEDULE

Mason County
2001

CRAFT	INTERVAL	1st	2nd	3rd	4th	5th	6th	7th	8th	9th	10th
BOILERMAKERS	6 months	70	75	80	85	87.5	90	92.5	95		
BRICKLAYERS	1000 hrs	50	60	70	80	90	90				
CARPENTERS	1000 hrs	40	45	50	55	65	75	85			
CEMENT MASONS	500 hrs	60	65	70	75	80	85	90	95		
ELECTRICIANS	Percent	40	45	50	55	60	65	70	75	80	
ELECTRICIANS	Hours to	1000	2750	3500	4250	5000	5750	6500	7250	8000	
GLAZIERS	6 months	40	40	55	65	80	90				
INSULATORS	Yearly	45	50	60	70	80					
IRONWORKERS	6 months	50	60	70	75	80	85				
LABORERS	1000 hrs	50	60	75	90						
MARBLE SETTER	1000 hrs	50	60	70	80	90	90				
MILLWRIGHTS	6 months	60	60	65	70	75	80	85	90	95	95
OPERATING ENGINEER	Yearly	75	80	85	100						
PAINTERS	1st-1000/750	50	55	65	70	80	90				
PILEDRIVERS	1000 hrs	40	45	50	55	65	75	85			
PLASTERERS	Percent	50	55	60	65	70	75	80	85	90	95
PLASTERERS	Hours to	1000	1500	2000	2500	3000	3500	4000	4500	5000	5500
PLUMBER & FITTER	Yearly	40	50	60	70	80					
ROOFERS	1000 hrs	49	54	59	76	79	85	95			
SHEET METAL WKR.	Yearly	35	40	50	60	75					
SPRINKLER FITTER	6 months	45	50	55	60	65	70	75	80	85	90
STONE MASON	1000 hrs	50	60	70	80	90	90				
TERRAZZO SETTER	1000 hrs	50	60	70	80	90	90				
TILE SETTER	1000 hrs	50	60	70	80	90	90				

NOTE: For Carpet Layer, Drywall Hanger, Soft Floor Layer and Lather use Carpenter Schedule

APPRENTICE RATIO: Contact Federal Bureau of Apprenticeship and Training at (304) 347-5794.

FILED

WEST VIRGINIA DIVISION OF LABOR
Building Construction Wage Rates

Dec 29 9 57 AM '00

McDowell County
2001

OFFICE OF WEST VIRGINIA
SECRETARY OF STATE

CLASSIFICATION	BASIC HOURLY RATE	FRINGE BENEFITS
ASBESTOS & LEAD ABATEMENT WORKER	15.40	4.03
BOILERMAKER	24.80	11.39
BRICKLAYER	21.64	9.22
BRICKLAYER - POINTER/CAULKER/CLEANER	21.64	9.22
CARPENTER	22.46	8.20
CARPET LAYER	22.46	8.20
CEMENT MASON	23.04	6.68
DRYWALL HANGER	22.46	8.20
ELECTRICIAN	17.46	4.99
ELEVATOR HELPER	18.46	8.35
ELEVATOR MECHANIC	26.37	8.82
GLAZIER	22.51	3.12
INSULATOR	23.88	8.88
IRON WORKER ERECTOR *	22.60	10.24
IRON WORKER FENCE ERECTOR *	22.60	10.24
IRON WORKER JOURNEYMAN *	22.60	10.24
IRON WORKER REINFORCING *	22.60	10.24
IRON WORKER SHEETER *	22.60	10.24
IRON WORKER STRUCTURAL *	22.60	10.24
LABORER CLASS I *	17.58	6.73
LABORER CLASS II *	17.13	6.73
LABORER CLASS III *	16.59	6.73
LATHER	22.46	8.20
MARBLE FINISHER	16.15	5.65
MARBLE SETTER	21.64	9.22
MILLWRIGHT	24.38	8.59
OPERATING ENGINEER 1A *	22.86	10.45
OPERATING ENGINEER 2A *	22.61	10.45
OPERATING ENGINEER 2B *	21.66	10.45
OPERATING ENGINEER 3A *	22.36	10.45
OPERATING ENGINEER 3B *	21.36	10.45
OPERATING ENGINEER 4B *	21.16	10.45
OPERATING ENGINEER 1B *	21.86	10.45
OPERATING ENGINEER III *	20.76	10.45
OPERATING ENGINEER IV *	17.26	10.45
PAINTER CLASS I *	21.50	6.75
PAINTER CLASS II *	20.00	6.75
PAINTER CLASS III *	23.17	6.75
PAINTER CLASS IV *	23.17	6.75
PILED RIVER	22.68	8.20
PLASTERER	24.86	5.67
PLUMBER/FITTER	25.28	8.42
ROOFER/HEATED COAL TAR PRODUCT	23.48	5.55

WEST VIRGINIA DIVISION OF LABOR
Building Construction Wage Rates

McDowell County
2001

CLASSIFICATION	BASIC HOURLY RATE	FRINGE BENEFITS
ROOFER/WATER DAMP PROOFER	22.15	5.55
SHEET METAL WORKER	21.51	9.63
SOFT FLOOR LAYER	22.46	8.20
SPRINKLER FITTER	24.30	7.65
STONE MASON	21.64	9.22
TEAMSTER CLASS A *	18.43	8.68
TEAMSTER CLASS B *	18.54	8.68
TEAMSTER CLASS C *	18.70	8.68
TEAMSTER CLASS D *	18.76	8.68
TEAMSTER CLASS E *	18.82	8.68
TEAMSTER CLASS F *	18.92	8.68
TEAMSTER CLASS G *	19.15	8.68
TEAMSTER CLASS H *	19.42	8.68
TERRAZZO FINISHER	16.15	5.65
TERRAZZO WORKER	21.64	9.22
TILE FINISHER	16.15	5.65
TILE SETTER	20.40	9.22

NOTE: The allowable ratio of apprentice to journeyman employed in any craft shall not be greater than the prevailing ratio of the locality. The allowable ratio is applied on a daily basis. Contact the Federal Bureau of Apprenticeship and Training for additional information at (304) 347-5794.

* To apply the wage rates properly use Appendix I, II, III, IV and V.

APPRENTICE SCHEDULE

**McDowell County
2001**

CRAFT	INTERVAL	1st	2nd	3rd	4th	5th	6th	7th	8th	9th	10th
BOILERMAKERS	6 months	70	75	80	85	87.5	90	92.5	95		
BRICKLAYERS	1000 hrs	50	60	70	80	90	90				
CARPENTERS	6 months	60	65	70	75	80	85	90	95	100	
CEMENT MASONS	500 hrs	60	65	70	75	80	85	90	95		
ELECTRICIANS	Percent	42	44	47	55	65	75				
ELECTRICIANS	Hours to	1000	2000	3500	5000	6500	8000				
GLAZIERS	6 months	40	40	55	65	80	90				
INSULATORS	Yearly	45	50	60	70	80					
IRONWORKERS	6 months	60	70	75	80	85	90				
LABORERS	1000 hrs	50	60	75	90						
MARBLE SETTER	1000 hrs	50	60	70	80	90	90				
MILLWRIGHTS	6 months	60	60	65	70	75	80	85	90	95	95
OPERATING ENGINEER	Yearly	75	80	85	100						
PAINTERS	1000 hrs	50	55	60	70	80	90				
PILEDRIVERS	6 months	60	65	70	75	80	85	90	95	100	
PLASTERERS	Hours to	1000	1500	2000	2500	3000	3500	4000	4500	5000	5500
PLASTERERS	Percent	50	55	60	65	70	75	80	85	90	95
PLUMBER & FITTER	Yearly	40	50	60	70	80					
ROOFERS	1000 hrs	49	54	59	76	79	85	95			
SHEET METAL WKR.	Yearly	35	40	50	60	75					
SPRINKLER FITTER	6 months	45	50	55	60	65	70	75	80	85	90
STONE MASON	1000 hrs	50	60	70	80	90	90				
TERRAZZO SETTER	1000 hrs	50	60	70	80	90	90				
TILE SETTER	1000 hrs	50	60	70	80	90	90				

NOTE: For Carpet Layer, Drywall Hanger, Soft Floor Layer and Lather use Carpenter Schedule

APPRENTICE RATIO: Contact Federal Bureau of Apprenticeship and Training at (304) 347-5794.

FILED

WEST VIRGINIA DIVISION OF LABOR
Building Construction Wage Rates

DEC 29 9 57 AM '00

Mercer County
2001

OFFICE OF WEST VIRGINIA
SECRETARY OF STATE

CLASSIFICATION	BASIC HOURLY RATE	FRINGE BENEFITS
ASBESTOS & LEAD ABATEMENT WORKER	15.40	4.03
BOILERMAKER	24.80	11.39
BRICKLAYER	21.64	9.22
BRICKLAYER - POINTER\CAULKER\CLEANER	21.64	9.22
CARPENTER	22.46	8.20
CARPET LAYER	22.46	8.20
CEMENT MASON	23.04	6.68
DRYWALL HANGER	22.46	8.20
ELECTRICIAN	17.46	4.99
ELEVATOR HELPER	18.46	8.35
ELEVATOR MECHANIC	26.37	8.82
GLAZIER	22.51	3.12
INSULATOR	23.88	8.88
IRON WORKER ERECTOR *	18.50	7.79
IRON WORKER FENCE ERECTOR *	18.50	7.79
IRON WORKER JOURNEYMAN *	18.50	7.79
IRON WORKER REINFORCING *	18.50	7.79
IRON WORKER SHEETER *	18.50	7.79
IRON WORKER STRUCTURAL *	18.50	7.79
LABORER CLASS I *	17.58	6.73
LABORER CLASS II *	17.13	6.73
LABORER CLASS III *	16.59	6.73
LATHER	22.46	8.20
MARBLE FINISHER	16.15	5.65
MARBLE SETTER	21.64	9.22
MILLWRIGHT	24.38	8.59
OPERATING ENGINEER 1A *	22.86	10.45
OPERATING ENGINEER 2A *	22.61	10.45
OPERATING ENGINEER 2B *	21.66	10.45
OPERATING ENGINEER 3A *	22.36	10.45
OPERATING ENGINEER 3B *	21.36	10.45
OPERATING ENGINEER 4B *	21.16	10.45
OPERATING ENGINEER IB *	21.86	10.45
OPERATING ENGINEER III *	20.76	10.45
OPERATING ENGINEER IV *	17.26	10.45
PAINTER CLASS I *	21.50	6.75
PAINTER CLASS II *	20.00	6.75
PAINTER CLASS III *	23.17	6.75
PAINTER CLASS IV *	23.17	6.75
PILEDRIVER	22.68	8.20
PLASTERER	24.86	5.67
PLUMBER\FITTER	22.95	8.65
ROOFER\HEATED COAL TAR PRODUCT	23.48	5.55

WEST VIRGINIA DIVISION OF LABOR
Building Construction Wage Rates

Mercer County
2001

CLASSIFICATION	BASIC HOURLY RATE	FRINGE BENEFITS
ROOFER/WATER DAMP PROOFER	22.15	5.55
SHEET METAL WORKER	21.51	9.63
SOFT FLOOR LAYER	22.46	8.20
SPRINKLER FITTER	24.30	7.65
STONE MASON	21.64	9.22
TEAMSTER CLASS A *	18.43	8.68
TEAMSTER CLASS B *	18.54	8.68
TEAMSTER CLASS C *	18.70	8.68
TEAMSTER CLASS D *	18.76	8.68
TEAMSTER CLASS E *	18.82	8.68
TEAMSTER CLASS F *	18.92	8.68
TEAMSTER CLASS G *	19.15	8.68
TEAMSTER CLASS H *	19.42	8.68
TERRAZZO FINISHER	16.15	5.65
TERRAZZO WORKER	21.64	9.22
TILE FINISHER	16.15	5.65
TILE SETTER	20.40	9.22

NOTE: The allowable ratio of apprentice to journeyman employed in any craft shall not be greater than the prevailing ratio of the locality. The allowable ratio is applied on a daily basis. Contact the Federal Bureau of Apprenticeship and Training for additional information at (304) 347-5794.

* To apply the wage rates properly use Appendix I, II, III, IV and V.

APPRENTICE SCHEDULE

Mercer County
2001

CRAFT	INTERVAL	1st	2nd	3rd	4th	5th	6th	7th	8th	9th	10th
BOILERMAKERS	6 months	70	75	80	85	87.5	90	92.5	95		
BRICKLAYERS	1000 hrs	50	60	70	80	90	90				
CARPENTERS	6 months	60	65	70	75	80	85	90	95	100	
CEMENT MASONS	500 hrs	60	65	70	75	80	85	90	95		
ELECTRICIANS	Percent	42	44	47	55	65	75				
ELECTRICIANS	Hours to	1000	2000	3500	5000	6500	8000				
GLAZIERS	6 months	40	40	55	65	80	90				
INSULATORS	Yearly	45	50	60	70	80					
IRONWORKERS	1000 hrs	60	70	75	80	85	90				
LABORERS	1000 hrs	50	60	75	90						
MARBLE SETTER	1000 hrs	50	60	70	80	90	90				
MILLWRIGHTS	6 months	60	60	65	70	75	80	85	90	95	95
OPERATING ENGINEER	Yearly	75	80	85	100						
PAINTERS	1000 hrs	50	55	60	70	80	90				
PILEDRIVERS	6 months	60	65	70	75	80	85	90	95	100	
PLASTERERS	Hours to	1000	1500	2000	2500	3000	3500	4000	4500	5000	5500
PLASTERERS	Percent	50	55	60	65	70	75	80	85	90	95
PLUMBER & FITTER	6 months	40	45	50	55	60	65	70	75	80	85
ROOFERS	1000 hrs	49	54	59	76	79	85	95			
SHEET METAL WKR.	Yearly	35	40	50	60	75					
SPRINKLER FITTER	6 months	45	50	55	60	65	70	75	80	85	90
STONE MASON	1000 hrs	50	60	70	80	90	90				
TERRAZZO SETTER	1000 hrs	50	60	70	80	90	90				
TILE SETTER	1000 hrs	50	60	70	80	90	90				

NOTE: For Carpet Layer, Drywall Hanger, Soft Floor Layer and Lather use Carpenter Schedule

APPRENTICE RATIO: Contact Federal Bureau of Apprenticeship and Training at (304) 347-5794.

FILED

WEST VIRGINIA DIVISION OF LABOR
Building Construction Wage Rates

Dec 29 9 57 AM '00

Mineral County
2001

OFFICE OF WEST VIRGINIA
SECRETARY OF STATE

CLASSIFICATION	BASIC HOURLY RATE	FRINGE BENEFITS
BOILERMAKER	24.80	11.39
BRICKLAYER	19.12	5.68
BRICKLAYER - POINTER\CAULKER\CLEANER	19.12	5.68
CARPENTER	20.86	5.91
CARPET LAYER	20.86	5.91
CEMENT MASON	19.12	5.68
DRYWALL HANGER	20.86	5.91
ELECTRICIAN	22.00	8.89
ELEVATOR HELPER	18.46	8.35
ELEVATOR MECHANIC	26.37	8.82
GLAZIER	19.95	5.69
GLAZIER > \$2,000,000	21.15	5.69
INSULATOR	23.97	10.34
IRON WORKER BUCKER-UP *	22.04	6.54
IRON WORKER ERECTOR *	21.79	6.54
IRON WORKER FENCE ERECTOR *	21.79	6.54
IRON WORKER JOURNEYMAN *	21.79	6.54
IRON WORKER REINFORCING *	21.79	6.54
IRON WORKER SHEETER *	22.04	6.54
IRON WORKER STRUCTURAL *	21.79	6.54
LABORER CLASS I *	16.94	6.65
LABORER CLASS II *	16.51	6.65
LABORER CLASS III *	16.15	6.65
LATHER	20.86	5.91
MARBLE FINISHER	16.15	5.65
MARBLE SETTER	19.12	5.68
MILLWRIGHT	21.44	5.91
OPERATING ENGINEER 1A *	22.86	10.45
OPERATING ENGINEER 2A *	22.61	10.45
OPERATING ENGINEER 2B *	21.66	10.45
OPERATING ENGINEER 3A *	22.36	10.45
OPERATING ENGINEER 3B *	21.36	10.45
OPERATING ENGINEER 4B *	21.16	10.45
OPERATING ENGINEER IB *	21.86	10.45
OPERATING ENGINEER III *	20.76	10.45
OPERATING ENGINEER IV *	17.26	10.45
PAINT/DRYWALL WORK	16.50	2.08
PAINT/HAZARDOUS MATERIAL	17.50	2.08
PAINTER	15.00	2.08
PILEDRIVER	21.35	5.91
PLASTERER	19.12	5.68
PLUMBER\FITTER	22.80	13.10
ROOFER\HEATED COAL TAR PRODUCT	16.50	5.05

WEST VIRGINIA DIVISION OF LABOR
Building Construction Wage Rates

Mineral County
2001

CLASSIFICATION	BASIC HOURLY RATE	FRINGE BENEFITS
ROOFER/WATER DAMP PROOFER	16.00	5.05
SHEET METAL WORKER	20.27	7.54
SOFT FLOOR LAYER	20.86	5.91
SPRINKLER/FITTER	24.30	7.65
STONE MASON	19.12	5.68
TEAMSTER CLASS A *	15.21	6.83
TEAMSTER CLASS B *	15.44	6.83
TEAMSTER CLASS C *	15.72	6.83
TEAMSTER CLASS D *	15.97	6.83
TEAMSTER CLASS E *	16.32	6.83
TEAMSTER CLASS F *	16.67	6.83
TEAMSTER CLASS G *	17.04	6.83
TERRAZZO FINISHER	16.15	5.65
TERRAZZO WORKER	19.12	5.68
TILE FINISHER	16.15	5.65
TILE SETTER	19.12	5.68

NOTE: The allowable ratio of apprentice to journeyman employed in any craft shall not be greater than the prevailing ratio of the locality. The allowable ratio is applied on a daily basis. Contact the Federal Bureau of Apprenticeship and Training for additional information at (304) 347-5794.

* To apply the wage rates properly use Appendix I, II, III, IV and V.

APPRENTICE SCHEDULE

Mineral County
2001

CRAFT	INTERVAL	1st	2nd	3rd	4th	5th	6th	7th	8th	9th	10th
BOILERMAKERS	6 months	70	75	80	85	87.5	90	92.5	95		
BRICKLAYERS	6 months	50	60	70	75	80	85				
CARPENTERS	6 months	40	47.5	55	62.5	70	70	85	85		
CEMENT MASONS	6 months	50	60	70	75	80	85				
ELECTRICIANS	Percent	40	45	55	65	75	85				
ELECTRICIANS	Hours to	1000	2000	3500	5000	6500	8000				
GLAZIERS	1000 hrs	60	65	70	75	80	85				
INSULATORS	6 months	65	70	75	75	80	80	90	90		
IRONWORKERS	1000 hrs	60	70	75	80	85	90				
LABORERS	1000 hrs	50	60	75	90						
MARBLE SETTER	6 months	50	60	70	75	80	85				
MILLWRIGHTS	6 months	40	47.5	55	62.5	70	70	85	85		
OPERATING ENGINEER	Yearly	75	80	85	100						
PAINTERS	1000 hrs	50	55	60	70	80	90				
PILEDRIVERS	6 months	40	47.5	55	62.5	70	70	85	85		
PLASTERERS	6 months	50	60	70	75	80	85				
PLUMBER & FITTER	850 hrs	50	55	60	65	70	75	85	90	95	
SHEET METAL WKR.	6 months	40	45	50	55	60	65	70	75	80	85
SPRINKLER FITTER	6 months	45	50	55	60	65	70	75	80	85	90
STONE MASON	6 months	50	60	70	75	80	85				
TERRAZZO SETTER	6 months	50	60	70	75	80	85				
TILE SETTER	6 months	50	60	70	75	80	85				

NOTE: For Carpet Layer, Drywall Hanger, Soft Floor Layer and Lather use Carpenter Schedule

APPRENTICE RATIO: Contact Federal Bureau of Apprenticeship and Training at (304) 347-5794.

FILED

WEST VIRGINIA DIVISION OF LABOR
Building Construction Wage Rates

Dec 29 9 57 AM '00

OFFICE OF WEST VIRGINIA
SECRETARY OF STATE

Mingo County
2001

CLASSIFICATION	BASIC HOURLY RATE	FRINGE BENEFITS
ASBESTOS & LEAD ABATEMENT WORKER	15.40	4.03
BOILERMAKER	24.80	11.39
BRICKLAYER	22.96	9.22
BRICKLAYER - POINTERCAULKER/CLEANER	18.27	9.22
CARPENTER	23.45	7.26
CARPET LAYER	23.45	7.26
CEMENT MASON	23.04	6.68
DRYWALL HANGER	23.45	7.26
ELECTRICIAN	22.11	11.06
ELEVATOR HELPER	18.46	8.35
ELEVATOR MECHANIC	26.37	8.82
GLAZIER	22.51	3.12
INSULATOR	23.88	8.88
IRON WORKER ERECTOR *	23.20	10.41
IRON WORKER FENCE ERECTOR *	23.20	10.41
IRON WORKER JOURNEYMAN *	23.20	10.41
IRON WORKER REINFORCING *	23.20	10.41
IRON WORKER SHEETER *	23.20	10.41
IRON WORKER STRUCTURAL *	23.20	10.41
LABORER CLASS I *	19.03	7.27
LABORER CLASS II *	18.76	7.27
LABORER CLASS III *	18.34	7.27
LATHER	23.45	7.26
MARBLE FINISHER	18.55	9.22
MARBLE SETTER	22.96	9.22
MILLWRIGHT	24.38	8.59
OPERATING ENGINEER 1A *	22.86	10.45
OPERATING ENGINEER 2A *	22.61	10.45
OPERATING ENGINEER 2B *	21.66	10.45
OPERATING ENGINEER 3A *	22.36	10.45
OPERATING ENGINEER 3B *	21.36	10.45
OPERATING ENGINEER 4B *	21.16	10.45
OPERATING ENGINEER IB *	21.86	10.45
OPERATING ENGINEER III *	20.76	10.45
OPERATING ENGINEER IV *	17.26	10.45
PAINT/BRUSH/ROLLER	19.60	6.79
PAINT/DRYWALL/FINISH & TEXT.	20.95	6.79
PAINT/MACHINE/TOOLSTAND	21.45	6.79
PAINT/SPRAY/SANDBLAST	20.95	6.79
PAINT/STILTS/WALLCOVERING/VINYL	20.15	6.79
PILEDRIVER	23.84	7.26
PLASTERER	24.86	5.67
PLUMBER/FITTER	25.28	8.42

WEST VIRGINIA DIVISION OF LABOR
Building Construction Wage Rates

Mingo County
2001

CLASSIFICATION	BASIC HOURLY RATE	FRINGE BENEFITS
ROOFER/HEATED COAL TAR PRODUCT	23.48	5.55
ROOFER/WATER DAMP PROOFER	22.15	5.55
SHEET METAL WORKER	22.77	9.05
SOFT FLOOR LAYER	23.45	7.26
SPRINKLER FITTER	24.30	7.65
STONE MASON	22.96	9.22
TEAMSTER CLASS A *	22.34	8.13
TEAMSTER CLASS B *	22.67	8.13
TEAMSTER CLASS C *	22.75	8.13
TEAMSTER CLASS D *	22.82	8.13
TEAMSTER CLASS E *	22.89	8.13
TEAMSTER CLASS F *	23.22	8.13
TEAMSTER CLASS G *	23.55	8.13
TERRAZZO FINISHER	18.55	9.22
TERRAZZO WORKER	22.96	9.22
TILE FINISHER	18.55	9.22
TILE SETTER	22.96	9.22

NOTE: The allowable ratio of apprentice to journeyman employed in any craft shall not be greater than the prevailing ratio of the locality. The allowable ratio is applied on a daily basis. Contact the Federal Bureau of Apprenticeship and Training for additional information at (304) 347-5794.

* To apply the wage rates properly use Appendix I, II, III, IV and V.

APPRENTICE SCHEDULE

Mingo County
2001

CRAFT	INTERVAL	1st	2nd	3rd	4th	5th	6th	7th	8th	9th	10th
BOILERMAKERS	6 months	70	75	80	85	87.5	90	92.5	95		
BRICKLAYERS	1000 hrs	50	60	70	80	90	90				
CARPENTERS	1000 hrs	40	45	50	55	65	75	85			
CEMENT MASONS	500 hrs	60	65	70	75	80	85	90	95		
ELECTRICIANS	Percent	40	45	50	55	60	65	70	75	80	
ELECTRICIANS	Hours to	1000	2750	3500	4250	5000	5750	6500	7250	8000	
GLAZIERS	6 months	40	40	55	65	80	90				
INSULATORS	Yearly	45	50	60	70	80					
IRONWORKERS	6 months	50	60	65	70	75	80	85	90		
LABORERS	1000 hrs	50	60	75	90						
MARBLE SETTER	1000 hrs	50	60	70	80	90	90				
MILLWRIGHTS	6 months	60	60	65	70	75	80	85	90	95	95
OPERATING ENGINEER	Yearly	75	80	85	100						
PAINTERS	1st-1000/750	50	55	65	70	80	90				
PILEDRIVERS	1000 hrs	40	45	50	55	65	75	85			
PLASTERERS	Hours to	1000	1500	2000	2500	3000	3500	4000	4500	5000	5500
PLASTERERS	Percent	50	55	60	65	70	75	80	85	90	95
PLUMBER & FITTER	Yearly	40	50	60	70	80					
ROOFERS	1000 hrs	49	54	59	76	79	85	95			
SHEET METAL WKR.	Yearly	50	60	70	80						
SPRINKLER FITTER	6 months	45	50	55	60	65	70	75	80	85	90
STONE MASON	1000 hrs	50	60	70	80	90	90				
TERRAZZO SETTER	1000 hrs	50	60	70	80	90	90				
TILE SETTER	1000 hrs	50	60	70	80	90	90				

NOTE: For Carpet Layer, Drywall Hanger, Soft Floor Layer and Lather use Carpenter Schedule

APPRENTICE RATIO: Contact Federal Bureau of Apprenticeship and Training at (304) 347-5794.

FILED

WEST VIRGINIA DIVISION OF LABOR
Building Construction Wage Rates

DEC 29 9 57 AM '00

Monongalia County
2001

OFFICE OF WEST VIRGINIA
SECRETARY OF STATE

CLASSIFICATION	BASIC HOURLY RATE	FRINGE BENEFITS
BOILERMAKER	24.80	11.39
BRICKLAYER	23.51	5.65
BRICKLAYER - POINTER\CAULKER\CLEANER	23.51	5.65
CARPENTER	20.93	7.83
CARPET LAYER	20.93	7.83
CEMENT MASON	22.39	4.16
DRYWALL HANGER	20.93	7.83
ELECTRICIAN	21.33	10.46
ELEVATOR HELPER	18.46	8.35
ELEVATOR MECHANIC	26.37	8.82
GLAZIER	20.16	15.19
INSULATOR	23.97	10.34
IRON WORKER ERECTOR *	20.63	13.63
IRON WORKER FENCE ERECTOR *	20.63	13.63
IRON WORKER JOURNEYMAN *	20.63	13.63
IRON WORKER REINFORCING *	20.63	13.63
IRON WORKER SHEETER *	20.63	13.63
IRON WORKER STRUCTURAL *	20.63	13.63
LABORER CLASS I *	16.94	6.65
LABORER CLASS II *	16.51	6.65
LABORER CLASS III *	16.15	6.65
LATHER	20.93	7.83
MARBLE FINISHER	16.15	5.65
MARBLE SETTER	23.51	5.65
MILLWRIGHT	24.38	8.59
OPERATING ENGINEER 1A *	22.86	10.45
OPERATING ENGINEER 2A *	22.61	10.45
OPERATING ENGINEER 2B *	21.66	10.45
OPERATING ENGINEER 3A *	22.36	10.45
OPERATING ENGINEER 3B *	21.36	10.45
OPERATING ENGINEER 4B *	21.16	10.45
OPERATING ENGINEER IB *	21.86	10.45
OPERATING ENGINEER III *	20.76	10.45
OPERATING ENGINEER IV *	17.26	10.45
PAINT/BAZOOKA/BOX/WIPE DOWN	22.90	3.40
PAINT/BRUSH/ROLLER	21.86	3.40
PAINT/BRUSH/ROLLER >50'	23.36	3.40
PAINT/DRYWALL/WIPE DOWN	22.15	3.40
PAINT/POTMAN/SANDBLAST	22.36	3.40
PAINT/POWER ROLLER/TOOLS	23.53	3.40
PAINT/REPAINT	19.10	3.40
PAINT/SANDBLAST	23.36	3.40
PAINT/SANDBLAST >50'	24.86	3.40

WEST VIRGINIA DIVISION OF LABOR
Building Construction Wage Rates

**Monongalia County
2001**

CLASSIFICATION	BASIC HOURLY RATE	FRINGE BENEFITS
PAINT/SPRAY >50'	24.86	3.40
PAINT/SPRAY/POTMAN	22.36	3.40
PAINT/SPRAY/TOXIC	24.36	3.40
PAINT/SPRAY/TOXIC >50'	25.86	3.40
PAINT/TOXIC/BRUSH/ROLLER	22.86	3.40
PAINT/TOXIC/BRUSH/ROLLER/>50'	24.36	3.40
PAINT/VINYL/PAPER HANGER	22.11	3.40
PAINT/WATERBLAST	23.53	3.40
PAINTWATERBLASTER >50'	24.53	3.40
PILEDRIVER	23.19	8.29
PILEDRIVER - LAGGER	21.19	8.29
PLASTERER	21.74	4.16
PLUMBER/FITTER	22.05	13.02
ROOFER/HEATED COAL TAR PRODUCT	20.81	5.47
ROOFER/WATER DAMP PROOFER	20.31	5.47
SHEET METAL WORKER	22.69	10.61
SOFT FLOOR LAYER	20.93	7.83
SPRINKLER FITTER	24.30	7.65
STONE MASON	23.51	5.65
TEAMSTER CLASS A *	18.89	5.42
TEAMSTER CLASS B *	18.51	5.42
TEAMSTER CLASS C *	18.46	5.42
TEAMSTER CLASS D *	18.41	5.42
TEAMSTER CLASS E *	18.21	5.42
TEAMSTER CLASS F *	18.11	5.42
TERRAZZO FINISHER	16.15	5.65
TERRAZZO WORKER	23.51	5.65
TILE FINISHER	16.15	5.65
TILE SETTER	23.51	5.65

NOTE: The allowable ratio of apprentice to journeyman employed in any craft shall not be greater than the prevailing ratio of the locality. The allowable ratio is applied on a daily basis. Contact the Federal Bureau of Apprenticeship and Training for additional information at (304) 347-5794.

* To apply the wage rates properly use Appendix I, II, III, IV and V.

APPRENTICE SCHEDULE

Monongalia County
2001

CRAFT	INTERVAL	1st	2nd	3rd	4th	5th	6th	7th	8th	9th	10th
BOILERMAKERS	6 months	70	75	80	85	87.5	90	92.5	95		
BRICKLAYERS	1000 hrs	50	55	60	70	80	90				
CARPENTERS	Hours to	800	2400	4270	6140	8000					
CARPENTERS	Percent	50	60	70	80	90					
CEMENT MASONS	1200 hrs	50	60	70	80	90					
ELECTRICIANS	Hours to	1000	2000	3500	5000	6500	8000				
ELECTRICIANS	Percent	40	45	50	55	70	85				
GLAZIERS	1000 hrs	45	50	60	65	70	75	80	90		
INSULATORS	6 months	65	70	75	75	80	80	90	90		
IRONWORKERS	6 months	60	60	70	75	80	85	90			
LABORERS	1000 hrs	50	60	75	90						
MARBLE SETTER	1000 hrs	50	55	60	70	80	90				
MILLWRIGHTS	6 months	60	60	65	70	75	80	85	90	95	95
OPERATING ENGINEER	Yearly	75	80	85	100						
PAINTERS	6 months	50	60	70	80	85	90				
PILEDRIVERS	Yearly	60	70	80	90						
PLASTERERS	1200 hrs	50	60	70	80	90					
PLUMBER & FITTER	850 hrs	50	55	60	65	70	75	80	85	90	95
ROOFERS	1000 hrs	50	65	70	75	80	90				
SHEET METAL WKR.	Yearly	35	40	50	60	70					
SPRINKLER FITTER	6 months	45	50	55	60	65	70	75	80	85	90
STONE MASON	1000 hrs	50	55	60	70	80	90				
TERRAZZO SETTER	1000 hrs	50	55	60	70	80	90				
TILE SETTER	1000 hrs	50	55	60	70	80	90				

NOTE: For Carpet Layer, Drywall Hanger, Soft Floor Layer and Lather use Carpenter Schedule

APPRENTICE RATIO: Contact Federal Bureau of Apprenticeship and Training at (304) 347-5794.

WEST VIRGINIA DIVISION OF LABOR
Building Construction Wage Rates

FILED

Dec 29 9 57 AM '00

Monroe County
2001

OFFICE OF WEST VIRGINIA
SECRETARY OF STATE

CLASSIFICATION	BASIC HOURLY RATE	FRINGE BENEFITS
ASBESTOS & LEAD ABATEMENT WORKER	15.40	4.03
BOILERMAKER	24.80	11.39
BRICKLAYER	21.64	9.22
BRICKLAYER - POINTER/CAULKER/CLEANER	21.64	9.22
CARPENTER	22.46	8.20
CARPET LAYER	22.46	8.20
CEMENT MASON	23.04	6.68
DRYWALL HANGER	22.46	8.20
ELECTRICIAN	17.46	4.99
ELEVATOR HELPER	18.46	8.35
ELEVATOR MECHANIC	26.37	8.82
GLAZIER	22.51	3.12
INSULATOR	23.88	8.88
IRON WORKER ERECTOR *	18.50	7.79
IRON WORKER FENCE ERECTOR *	18.50	7.79
IRON WORKER JOURNEYMAN *	18.50	7.79
IRON WORKER REINFORCING *	18.50	7.79
IRON WORKER SHEETER *	18.50	7.79
IRON WORKER STRUCTURAL *	18.50	7.79
LABORER CLASS I *	17.58	6.73
LABORER CLASS II *	17.13	6.73
LABORER CLASS III *	16.59	6.73
LATHER	22.46	8.20
MARBLE FINISHER	16.15	5.65
MARBLE SETTER	21.64	9.22
MILLWRIGHT	24.38	8.59
OPERATING ENGINEER 1A *	22.86	10.45
OPERATING ENGINEER 2A *	22.61	10.45
OPERATING ENGINEER 2B *	21.66	10.45
OPERATING ENGINEER 3A *	22.36	10.45
OPERATING ENGINEER 3B *	21.36	10.45
OPERATING ENGINEER 4B *	21.16	10.45
OPERATING ENGINEER IB *	21.86	10.45
OPERATING ENGINEER III *	20.76	10.45
OPERATING ENGINEER IV *	17.26	10.45
PAINTER CLASS I *	21.50	6.75
PAINTER CLASS II *	20.00	6.75
PAINTER CLASS III *	23.17	6.75
PAINTER CLASS IV *	23.17	6.75
PILEDRIVER	22.68	8.20
PLASTERER	24.86	5.67
PLUMBER/FITTER	22.95	8.65
ROOFER/HEATED COAL TAR PRODUCT	23.48	5.55

WEST VIRGINIA DIVISION OF LABOR
Building Construction Wage Rates

**Monroe County
2001**

CLASSIFICATION	BASIC HOURLY RATE	FRINGE BENEFITS
ROOFER/WATER DAMP PROOFER	22.15	5.55
SHEET METAL WORKER	21.51	9.63
SOFT FLOOR LAYER	22.46	8.20
SPRINKLER FITTER	24.30	7.65
STONE MASON	21.64	9.22
TEAMSTER CLASS A *	18.43	8.68
TEAMSTER CLASS B *	18.54	8.68
TEAMSTER CLASS C *	18.70	8.68
TEAMSTER CLASS D *	18.76	8.68
TEAMSTER CLASS E *	18.82	8.68
TEAMSTER CLASS F *	18.92	8.68
TEAMSTER CLASS G *	19.15	8.68
TEAMSTER CLASS H *	19.42	8.68
TERRAZZO FINISHER	16.15	5.65
TERRAZZO WORKER	21.64	9.22
TILE FINISHER	16.15	5.65
TILE SETTER	20.40	9.22

NOTE: The allowable ratio of apprentice to journeyman employed in any craft shall not be greater than the prevailing ratio of the locality. The allowable ratio is applied on a daily basis. Contact the Federal Bureau of Apprenticeship and Training for additional information at (304) 347-5794.

* To apply the wage rates properly use Appendix I, II, III, IV and V.

APPRENTICE SCHEDULE

Monroe County
2001

CRAFT	INTERVAL	1st	2nd	3rd	4th	5th	6th	7th	8th	9th	10th
BOILERMAKERS	6 months	70	75	80	85	87.5	90	92.5	95		
BRICKLAYERS	1000 hrs	50	60	70	80	90	90				
CARPENTERS	6 months	60	65	70	75	80	85	90	95	100	
CEMENT MASONS	500 hrs	60	65	70	75	80	85	90	95		
ELECTRICIANS	Percent	42	44	47	55	65	75				
ELECTRICIANS	Hours to	1000	2000	3500	5000	6500	8000				
GLAZIERS	6 months	40	40	55	65	80	90				
INSULATORS	Yearly	45	50	60	70	80					
IRONWORKERS	1000 hrs	60	70	75	80	85	90				
LABORERS	1000 hrs	50	60	75	90						
MARBLE SETTER	1000 hrs	50	60	70	80	90	90				
MILLWRIGHTS	6 months	60	60	65	70	75	80	85	90	95	95
OPERATING ENGINEER	Yearly	75	80	85	100						
PAINTERS	1000 hrs	50	55	60	70	80	90				
PILEDRIVERS	6 months	60	65	70	75	80	85	90	95	100	
PLASTERERS	Percent	50	55	60	65	70	75	80	85	90	95
PLASTERERS	Hours to	1000	1500	2000	2500	3000	3500	4000	4500	5000	5500
PLUMBER & FITTER	6 months	40	45	50	55	60	65	70	75	80	85
ROOFERS	1000 hrs	49	54	59	76	79	85	95			
SHEET METAL WKR.	Yearly	35	40	50	60	75					
SPRINKLER FITTER	6 months	45	50	55	60	65	70	75	80	85	90
STONE MASON	1000 hrs	50	60	70	80	90	90				
TERRAZZO SETTER	1000 hrs	50	60	70	80	90	90				
TILE SETTER	1000 hrs	50	60	70	80	90	90				

NOTE: For Carpet Layer, Drywall Hanger, Soft Floor Layer and Lather use Carpenter Schedule

APPRENTICE RATIO: Contact Federal Bureau of Apprenticeship and Training at (304) 347-5794.

WEST VIRGINIA DIVISION OF LABOR
Building Construction Wage Rates

FILED

Dec 29 9 57 AM '00

Morgan County
2001

OFFICE OF WEST VIRGINIA
SECRETARY OF STATE

CLASSIFICATION	BASIC HOURLY RATE	FRINGE BENEFITS
BOILERMAKER	24.80	11.39
BRICKLAYER	19.12	5.68
BRICKLAYER - POINTER\CAULKER\CLEANER	19.12	5.68
CARPENTER	20.86	5.91
CARPET LAYER	20.86	5.91
CEMENT MASON	19.12	5.68
DRYWALL HANGER	20.86	5.91
ELECTRICIAN	22.00	8.89
ELEVATOR HELPER	18.46	8.35
ELEVATOR MECHANIC	26.37	8.82
GLAZIER	19.95	5.69
GLAZIER > \$2,000,000	21.15	5.69
INSULATOR	23.12	7.39
IRON WORKER BUCKER-UP *	23.47	6.54
IRON WORKER ERECTOR *	23.32	6.54
IRON WORKER FENCE ERECTOR *	23.32	6.54
IRON WORKER JOURNEYMAN *	23.32	6.54
IRON WORKER REINFORCING *	23.32	6.54
IRON WORKER SHEETER *	23.47	6.54
IRON WORKER STRUCTURAL *	23.32	6.54
LABORER CLASS I *	16.94	6.65
LABORER CLASS II *	16.51	6.65
LABORER CLASS III *	16.15	6.65
LATHER	20.86	5.91
MARBLE FINISHER	16.15	5.65
MARBLE SETTER	19.12	5.68
MILLWRIGHT	21.44	5.91
OPERATING ENGINEER 1A *	22.86	10.45
OPERATING ENGINEER 1B *	21.86	10.45
OPERATING ENGINEER 2A *	22.61	10.45
OPERATING ENGINEER 2B *	21.66	10.45
OPERATING ENGINEER 3A *	22.36	10.45
OPERATING ENGINEER 3B *	21.36	10.45
OPERATING ENGINEER 4B *	21.16	10.45
OPERATING ENGINEER III *	20.76	10.45
OPERATING ENGINEER IV *	17.26	10.45
PAINTER	15.00	2.08
PAINTER/DRYWALL WORK	16.50	2.08
PAINTER/HAZARDOUS MATERIAL	17.50	2.08
PILEDRIVER	21.35	5.91
PLASTERER	19.12	5.68
PLUMBER/FITTER	22.02	8.64
ROOFER/HEATED COAL TAR PRODUCT	16.50	5.05

APPRENTICE SCHEDULE

Morgan County
2001

CRAFT	INTERVAL	1st	2nd	3rd	4th	5th	6th	7th	8th	9th	10th
BOILERMAKERS	6 months	70	75	80	85	87.5	90	92.5	95		
BRICKLAYERS	6 months	50	60	70	75	80	85				
CARPENTERS	6 months	40	47.5	55	62.5	70	70	85	85		
CEMENT MASONS	6 months	50	60	70	75	80	85				
ELECTRICIANS	Percent	40	45	55	65	75	85				
ELECTRICIANS	Hours to	1000	2000	3500	5000	6500	8000				
GLAZIERS	1000 hrs	60	65	70	75	80	85				
INSULATORS	Yearly	50	50	55	60	70					
IRONWORKERS	1000 hrs	60	70	75	80	85	90				
LABORERS	1000 hrs	50	60	75	90						
MARBLE SETTER	6 months	50	60	70	75	80	85				
MILLWRIGHTS	6 months	40	47.5	55	62.5	70	70	85	85		
OPERATING ENGINEER	Yearly	75	80	85	100						
PAINTERS	1000 hrs	50	55	60	70	80	90				
PILEDRIVERS	6 months	40	47.5	55	62.5	70	70	85	85		
PLASTERERS	6 months	50	60	70	75	80	85				
PLUMBER & FITTER	Yearly	50	55	65	75	80					
SHEET METAL WKR.	6 months	40	45	50	55	60	65	70	75	80	85
SPRINKLER FITTER	6 months	45	50	55	60	65	70	75	80	85	90
STONE MASON	6 months	50	60	70	75	80	85				
TERRAZZO SETTER	6 months	50	60	70	75	80	85				
TILE SETTER	6 months	50	60	70	75	80	85				

NOTE: For Carpet Layer, Drywall Hanger, Soft Floor Layer and Lather use Carpenter Schedule

APPRENTICE RATIO: Contact Federal Bureau of Apprenticeship and Training at (304) 347-5794.

WEST VIRGINIA DIVISION OF LABOR
Building Construction Wage Rates

Morgan County
2001

CLASSIFICATION	BASIC HOURLY RATE	FRINGE BENEFITS
ROOFER/WATER DAMP PROOFER	16.00	5.05
SHEET METAL WORKER	20.27	7.54
SOFT FLOOR LAYER	20.86	5.91
SPRINKLER FITTER	24.30	7.65
STONE MASON	19.12	5.68
TEAMSTER CLASS A *	15.21	6.83
TEAMSTER CLASS B *	15.44	6.83
TEAMSTER CLASS C *	15.72	6.83
TEAMSTER CLASS D *	15.97	6.83
TEAMSTER CLASS E *	16.32	6.83
TEAMSTER CLASS F *	16.67	6.83
TEAMSTER CLASS G *	17.04	6.83
TERRAZZO FINISHER	16.15	5.65
TERRAZZO WORKER	19.12	5.68
TILE FINISHER	16.15	5.65
TILE SETTER	19.12	5.68

NOTE: The allowable ratio of apprentice to journeyman employed in any craft shall not be greater than the prevailing ratio of the locality. The allowable ratio is applied on a daily basis. Contact the Federal Bureau of Apprenticeship and Training for additional information at (304) 347-5794.

* To apply the wage rates properly use Appendix I, II, III, IV and V.

FILED

WEST VIRGINIA DIVISION OF LABOR
Building Construction Wage Rates

Dec 29 9 57 AM '00

Nicholas County
2001

OFFICE OF WEST VIRGINIA
SECRETARY OF STATE

CLASSIFICATION	BASIC HOURLY RATE	FRINGE BENEFITS
ASBESTOS & LEAD ABATEMENT WORKER	15.40	4.03
BOILERMAKER	24.80	11.39
BRICKLAYER	21.64	9.22
BRICKLAYER - POINTER\CAULKER\CLEANER	21.64	9.22
CARPENTER	22.46	8.20
CARPET LAYER	22.46	8.20
CEMENT MASON	23.04	6.68
DRYWALL HANGER	22.46	8.20
ELECTRICIAN	26.04	7.58
ELEVATOR HELPER	18.46	8.35
ELEVATOR MECHANIC	26.37	8.82
GLAZIER	22.51	3.12
INSULATOR	23.88	8.88
IRON WORKER ERECTOR *	22.60	10.24
IRON WORKER FENCE ERECTOR *	22.60	10.24
IRON WORKER JOURNEYMAN *	22.60	10.24
IRON WORKER REINFORCING *	22.60	10.24
IRON WORKER SHEETER *	22.60	10.24
IRON WORKER STRUCTURAL *	22.60	10.24
LABORER CLASS I *	18.95	6.73
LABORER CLASS II *	18.51	6.73
LABORER CLASS III *	17.97	6.73
LATHER	22.46	8.20
MARBLE FINISHER	16.15	5.65
MARBLE SETTER	21.64	9.22
MILLWRIGHT	24.38	8.59
OPERATING ENGINEER CLASS 1A *	22.86	10.45
OPERATING ENGINEER CLASS 2A *	22.61	10.45
OPERATING ENGINEER CLASS 2B *	21.66	10.45
OPERATING ENGINEER CLASS 3A *	22.36	10.45
OPERATING ENGINEER CLASS 3B *	21.36	10.45
OPERATING ENGINEER CLASS 4B *	21.16	10.45
OPERATING ENGINEER CLASS IB *	21.86	10.45
OPERATING ENGINEER CLASS III *	20.76	10.45
OPERATING ENGINEER CLASS IV *	17.26	10.45
PAINTER CLASS I *	21.50	6.75
PAINTER CLASS II *	20.00	6.75
PAINTER CLASS III *	23.17	6.75
PAINTER CLASS IV *	23.17	6.75
PILEDRIVER	22.68	8.20
PLASTERER	24.86	5.67
PLUMBER\FITTER	22.95	8.65
ROOFER\HEATED COAL TAR PRODUCT	23.48	5.55

WEST VIRGINIA DIVISION OF LABOR
Building Construction Wage Rates

Nicholas County
2001

CLASSIFICATION	BASIC HOURLY RATE	FRINGE BENEFITS
ROOFER/WATER DAMP PROOFER	22.15	5.55
SHEET METAL WORKER	21.51	9.63
SOFT FLOOR LAYER	22.46	8.20
SPRINKLER FITTER	24.30	7.65
STONE MASON	21.64	9.22
TEAMSTER CLASS A *	18.43	8.68
TEAMSTER CLASS B *	18.54	8.68
TEAMSTER CLASS C *	18.70	8.68
TEAMSTER CLASS D *	18.76	8.68
TEAMSTER CLASS E *	18.82	8.68
TEAMSTER CLASS F *	18.92	8.68
TEAMSTER CLASS G *	19.15	8.68
TEAMSTER CLASS H *	19.42	8.68
TERRAZZO FINISHER	16.15	5.65
TERRAZZO WORKER	21.64	9.22
TILE FINISHER	16.15	5.65
TILE SETTER	20.40	9.22

NOTE: The allowable ratio of apprentice to journeyman employed in any craft shall not be greater than the prevailing ratio of the locality. The allowable ratio is applied on a daily basis. Contact the Federal Bureau of Apprenticeship and Training for additional information at (304) 347-5794.

* To apply the wage rates properly use Appendix I, II, III, IV and V.

APPRENTICE SCHEDULE

Nicholas County
2001

CRAFT	INTERVAL	1st	2nd	3rd	4th	5th	6th	7th	8th	9th	10th
BOILERMAKERS	6 months	70	75	80	85	87.5	90	92.5	95		
BRICKLAYERS	1000 hrs	50	60	70	80	90	90				
CARPENTERS	1000 hrs	40	45	50	55	65	75	85			
CEMENT MASONS	500 hrs	60	65	70	75	80	85	90	95		
ELECTRICIANS	Percent	40	45	50	55	70	85				
ELECTRICIANS	Hours to	1000	2000	3500	5000	6500	8000				
GLAZIERS	6 months	40	40	55	65	80	90				
INSULATORS	Yearly	45	50	60	70	80					
IRONWORKERS	6 months	60	70	75	80	85	90				
LABORERS	1000 hrs	50	60	75	90						
MARBLE SETTER	1000 hrs	50	60	70	80	90	90				
MILLWRIGHTS	6 months	60	60	65	70	75	80	85	90	95	95
OPERATING ENGINEER	Yearly	75	80	85	100						
PAINTERS	1000 hrs	50	55	60	70	80	90				
PILEDRIVERS	1000 hrs	40	45	50	55	65	75	85			
PLASTERERS	Percent	50	55	60	65	70	75	80	85	90	95
PLASTERERS	Hours to	1000	1500	2000	2500	3000	3500	4000	4500	5000	5500
PLUMBER & FITTER	6 months	40	45	50	55	60	65	70	75	80	85
ROOFERS	1000 hrs	49	54	59	76	79	85	95			
SHEET METAL WKR.	Yearly	35	40	50	60	75					
SPRINKLER FITTER	6 months	45	50	55	60	65	70	75	80	85	90
STONE MASON	1000 hrs	50	60	70	80	90	90				
TERRAZZO SETTER	1000 hrs	50	60	70	80	90	90				
TILE SETTER	1000 hrs	50	60	70	80	90	90				

NOTE: For Carpet Layer, Drywall Hanger, Soft Floor Layer and Lather use Carpenter Schedule

APPRENTICE RATIO: Contact Federal Bureau of Apprenticeship and Training at (304) 347-5794.

FILED

WEST VIRGINIA DIVISION OF LABOR
Building Construction Wage Rates

Dec 29 9 57 AM '00

Ohio County
2001

OFFICE OF WEST VIRGINIA
SECRETARY OF STATE

CLASSIFICATION	BASIC HOURLY RATE	FRINGE BENEFITS
BOILERMAKER	24.80	11.39
BRICKLAYER	21.01	7.95
BRICKLAYER - POINTER\CAULKER\CLEANER	21.01	7.95
CARPENTER	20.36	7.29
CARPET LAYER	20.36	7.29
CEMENT MASON	19.48	6.65
DRYWALL HANGER	20.36	7.29
ELECTRICIAN	23.48	9.79
ELEVATOR HELPER	18.73	8.09
ELEVATOR MECHANIC	26.76	8.57
GLAZIER	18.03	8.35
INSULATOR	23.97	10.34
IRON WORKER ERECTOR *	20.63	13.63
IRON WORKER FENCE ERECTOR *	20.63	13.63
IRON WORKER JOURNEYMAN *	20.63	13.63
IRON WORKER REINFORCING *	20.63	13.63
IRON WORKER SHEETER *	20.63	13.63
IRON WORKER STRUCTURAL *	20.63	13.63
LABORER CLASS I *	16.92	7.27
LABORER CLASS II *	16.57	7.27
LABORER CLASS III *	16.27	7.27
LATHER	20.36	7.29
MARBLE FINISHER	16.15	5.65
MARBLE SETTER	20.86	7.95
MILLWRIGHT	22.00	7.97
OPERATING ENGINEER 1A *	22.86	10.45
OPERATING ENGINEER 2A *	22.61	10.45
OPERATING ENGINEER 2B *	21.66	10.45
OPERATING ENGINEER 3A *	22.36	10.45
OPERATING ENGINEER 3B *	21.36	10.45
OPERATING ENGINEER 4B *	21.16	10.45
OPERATING ENGINEER IB *	21.86	10.45
OPERATING ENGINEER III *	20.76	10.45
OPERATING ENGINEER IV *	17.26	10.45
PAINT/BANJO TOOLS/TAPING	18.65	6.33
PAINT/BRIDGE/BRUSH/ROLLER	21.55	6.44
PAINT/BRIDGE/SPRAY/SAND/WATERBLAST	22.80	6.49
PAINT/BRUSH/ROLLER	18.40	6.32
PAINT/NEEDLE GUN/POWER TOOLS/BRIDGES	22.80	6.49
PAINT/PAPER/VINYL/HANGER	18.40	6.32
PAINT/PERFATAPING/AUTO.MECH.	20.65	6.41
PAINT/SAND/WATERBLAST	19.40	6.36
PILEDRIVER	23.19	8.29

WEST VIRGINIA DIVISION OF LABOR
Building Construction Wage Rates

Ohio County
2001

CLASSIFICATION	BASIC HOURLY RATE	FRINGE BENEFITS
PILED RIVER - LAGGER	21.19	8.29
PLASTERER	19.93	6.02
PLUMBER/FITTER	21.94	12.67
ROOFER/HEATED COAL TAR PRODUCT	20.42	5.97
ROOFER/WATER DAMP PROOFER	20.17	5.97
SHEET METAL WORKER	21.83	9.63
SOFT FLOOR LAYER	20.36	7.29
SPRINKLER FITTER	24.30	7.65
STONE MASON	21.01	7.95
TEAMSTER CLASS A *	18.75	6.40
TEAMSTER CLASS B *	18.80	6.40
TEAMSTER CLASS C *	18.85	6.40
TEAMSTER CLASS D *	19.38	6.40
TEAMSTER CLASS E *	18.83	6.40
TEAMSTER CLASS F *	19.03	6.40
TEAMSTER CLASS G *	19.11	6.40
TEAMSTER CLASS H *	18.95	6.40
TEAMSTER CLASS I *	19.08	6.40
TEAMSTER CLASS J *	18.76	6.40
TEAMSTER CLASS K *	19.48	6.40
TEAMSTER CLASS L *	19.45	6.40
TERRAZZO FINISHER	16.15	5.65
TERRAZZO WORKER	21.01	7.95
TILE FINISHER	16.15	5.65
TILE SETTER	21.01	7.95

NOTE: The allowable ratio of apprentice to journeyman employed in any craft shall not be greater than the prevailing ratio of the locality. The allowable ratio is applied on a daily basis. Contact the Federal Bureau of Apprenticeship and Training for additional information at (304) 347-5794.

* To apply the wage rates properly use Appendix I, II, III, IV and V.

APPRENTICE SCHEDULE

Ohio County
2001

CRAFT	INTERVAL	1st	2nd	3rd	4th	5th	6th	7th	8th	9th	10th
BOILERMAKERS	6 months	70	75	80	85	87.5	90	92.5	95		
BRICKLAYERS	1000 hrs	50	55	60	70	80	90				
CARPENTERS	6 months	40	47.5	55	62.5	70	70	85	85		
CEMENT MASONS	1000 hrs	50	55	60	70	80	90				
ELECTRICIANS	Percent	40	45	50	60	70	80				
ELECTRICIANS	Hours to	1000	2000	3500	5000	6500	8000				
GLAZIERS	1000 hrs	45	50	60	65	70	75	80	90		
INSULATORS	Yearly	45	50	60	70	80					
IRONWORKERS	1000 hrs	60	70	75	80	85	90				
LABORERS	1000 hrs	50	60	75	90						
MARBLE SETTER	1000 hrs	50	55	60	70	80	90				
MILLWRIGHTS	6 months	40	47.5	55	62.5	70	70	85	85		
OPERATING ENGINEER	Yearly	75	80	85	100						
PAINTERS	1000 hrs	50	55	60	70	80	90				
PILEDRIVERS	Percent	40	47.5	55	62.5	70	70	85	85		
PLASTERERS	1000 hrs	50	55	60	70	80	90				
PLUMBER & FITTER	850 hrs	50	55	60	65	70	75	80	85	90	95
ROOFERS	1000 hrs	50	65	70	75	80	90				
SHEET METAL WKR.	Yearly	35	40	50	60	70					
SPRINKLER FITTER	6 months	45	50	55	60	65	70	75	80	85	90
STONE MASON	1000 hrs	50	55	60	70	80	90				
TERRAZZO SETTER	1000 hrs	50	55	60	70	80	90				
TILE SETTER	1000 hrs	50	55	60	70	80	90				

NOTE: For Carpet Layer, Drywall Hanger, Soft Floor Layer and Lather use Carpenter Schedule

APPRENTICE RATIO: Contact Federal Bureau of Apprenticeship and Training at (304) 347-5794.

FILED

WEST VIRGINIA DIVISION OF LABOR
Building Construction Wage Rates

Dec 29 9 57 AM '00

Pendleton County
2001

OFFICE OF WEST VIRGINIA
SECRETARY OF STATE

CLASSIFICATION	BASIC HOURLY RATE	FRINGE BENEFITS
ASBESTOS & LEAD ABATEMENT WORKER	15.40	4.03
BOILERMAKER	24.80	11.39
BRICKLAYER	23.51	5.65
BRICKLAYER - POINTER\CAULKER\CLEANER	23.51	5.65
CARPENTER	20.86	5.91
CARPET LAYER	20.86	5.91
CEMENT MASON	23.51	5.65
DRYWALL HANGER	20.86	5.91
ELECTRICIAN	19.74	6.75
ELEVATOR HELPER	18.46	8.35
ELEVATOR MECHANIC	26.37	8.82
GLAZIER	20.16	15.19
INSULATOR	23.88	8.88
IRON WORKER BUCKER-UP *	23.47	6.54
IRON WORKER ERECTOR *	23.32	6.54
IRON WORKER FENCE ERECTOR *	23.32	6.54
IRON WORKER JOURNEYMAN *	23.32	6.54
IRON WORKER REINFORCING *	23.32	6.54
IRON WORKER SHEETER *	23.47	6.54
IRON WORKER STRUCTURAL *	22.50	6.54
LABORER CLASS I *	16.94	6.65
LABORER CLASS II *	16.51	6.65
LABORER CLASS III *	16.15	6.65
LATHER	20.86	5.91
MARBLE FINISHER	16.15	5.65
MARBLE SETTER	23.51	5.65
MILLWRIGHT	21.44	5.91
OPERATING ENGINEER 1A *	22.86	10.45
OPERATING ENGINEER 2A *	22.61	10.45
OPERATING ENGINEER 2B *	21.66	10.45
OPERATING ENGINEER 3A *	22.36	10.45
OPERATING ENGINEER 3B *	21.36	10.45
OPERATING ENGINEER 4B *	21.16	10.45
OPERATING ENGINEER IB *	21.86	10.45
OPERATING ENGINEER III *	20.76	10.45
OPERATING ENGINEER IV *	17.26	10.45
PAINTER	15.00	2.08
PAINTER/DRYWALL WORK	16.50	2.08
PAINTER/HAZARDOUS MATERIAL	17.50	2.08
PILEDRIIVER	21.35	5.91
PLASTERER	23.51	5.65
PLUMBER/FITTER	22.80	13.10
ROOFER\HEATED COAL TAR PRODUCT	20.81	5.47

WEST VIRGINIA DIVISION OF LABOR
Building Construction Wage Rates

Pendleton County
2001

CLASSIFICATION	BASIC HOURLY RATE	FRINGE BENEFITS
ROOFER/WATER DAMP PROOFER	20.31	5.47
SHEET METAL WORKER	22.69	10.61
SOFT FLOOR LAYER	20.86	5.91
SPRINKLER FITTER	24.30	7.65
STONE MASON	23.51	5.65
TEAMSTER CLASS A *	15.21	6.83
TEAMSTER CLASS B *	15.44	6.83
TEAMSTER CLASS C *	15.72	6.83
TEAMSTER CLASS D *	15.97	6.83
TEAMSTER CLASS E *	16.32	6.83
TEAMSTER CLASS F *	16.67	6.83
TEAMSTER CLASS G *	17.04	6.83
TERRAZZO FINISHER	16.15	5.65
TERRAZZO WORKER	23.51	5.65
TILE FINISHER	16.15	5.65
TILE SETTER	23.51	5.65

NOTE: The allowable ratio of apprentice to journeyman employed in any craft shall not be greater than the prevailing ratio of the locality. The allowable ratio is applied on a daily basis. Contact the Federal Bureau of Apprenticeship and Training for additional information at (304) 347-5794.

* To apply the wage rates properly use Appendix I, II, III, IV and V.

APPRENTICE SCHEDULE

Pendleton County
2001

CRAFT	INTERVAL	1st	2nd	3rd	4th	5th	6th	7th	8th	9th	10th
BOILERMAKERS	6 months	70	75	80	85	87.5	90	92.5	95		
BRICKLAYERS	1000 hrs	50	55	60	70	80	90				
CARPENTERS	6 months	40	47.5	55	62.5	70	70	85	85		
CEMENT MASONS	1000 hrs	50	55	60	70	80	90				
ELECTRICIANS	Percent	40	45	50	60	70	80				
ELECTRICIANS	Hours to	1000	2000	3500	5000	6500	8000				
GLAZIERS	1000 hrs	45	50	60	65	70	75	80	90		
INSULATORS	Yearly	45	50	60	70	80					
IRONWORKERS	1000 hrs	60	70	75	80	85	90				
LABORERS	1000 hrs	50	60	75	90						
MARBLE SETTER	1000 hrs	50	55	60	70	80	90				
MILLWRIGHTS	6 months	40	47.5	55	62.5	70	70	85	85		
OPERATING ENGINEER	Yearly	75	80	85	100						
PAINTERS	1000 hrs	50	55	60	70	80	90				
PILEDRIVERS	Percent	40	47.5	55	62.5	70	70	85	85		
PLASTERERS	1000 hrs	50	55	60	70	80	90				
PLUMBER & FITTER	850 hrs	50	55	60	65	70	75	80	85	90	95
ROOFERS	1000 hrs	50	65	70	75	80	90				
SHEET METAL WKR.	Yearly	35	40	50	60	70					
SPRINKLER FITTER	6 months	45	50	55	60	65	70	75	80	85	90
STONE MASON	1000 hrs	50	55	60	70	80	90				
TERRAZZO SETTER	1000 hrs	50	55	60	70	80	90				
TILE SETTER	1000 hrs	50	55	60	70	80	90				

NOTE: For Carpet Layer, Drywall Hanger, Soft Floor Layer and Lather use Carpenter Schedule

APPRENTICE RATIO: Contact Federal Bureau of Apprenticeship and Training at (304) 347-5794.

FILED

WEST VIRGINIA DIVISION OF LABOR
Building Construction Wage Rates

DEC 29 9 57 AM '00

Pleasants County
2001

OFFICE OF WEST VIRGINIA
SECRETARY OF STATE

CLASSIFICATION	BASIC HOURLY RATE	FRINGE BENEFITS
ASBESTOS & LEAD ABATEMENT WORKER	15.40	4.03
BOILERMAKER	24.80	11.39
BRICKLAYER	22.01	6.13
BRICKLAYER - POINTER\CAULKER\CLEANER	22.01	6.13
CARPENTER	20.93	7.83
CARPET LAYER	20.93	7.83
CEMENT MASON	20.31	6.39
DRYWALL HANGER	20.93	7.83
ELECTRICIAN	23.14	12.07
ELEVATOR HELPER	18.46	8.35
ELEVATOR MECHANIC	26.37	8.82
GLAZIER	19.68	2.77
INSULATOR	23.88	8.92
IRON WORKER ERECTOR *	23.08	10.10
IRON WORKER FENCE ERECTOR *	23.08	10.10
IRON WORKER JOURNEYMAN *	23.08	10.10
IRON WORKER REINFORCING *	23.08	10.10
IRON WORKER SHEETER *	23.08	10.10
IRON WORKER STRUCTURAL *	23.08	10.10
LABORER CLASS I *	18.69	6.98
LABORER CLASS II *	18.34	6.98
LABORER CLASS III *	18.04	6.98
LATHER	20.93	7.83
MARBLE FINISHER	16.15	5.65
MARBLE SETTER	21.51	6.13
MILLWRIGHT	24.38	8.59
OPERATING ENGINEER CLASS 1A *	22.86	10.45
OPERATING ENGINEER CLASS 2A *	22.61	10.45
OPERATING ENGINEER CLASS 2B *	21.66	10.45
OPERATING ENGINEER CLASS 3A *	22.36	10.45
OPERATING ENGINEER CLASS 3B *	21.36	10.45
OPERATING ENGINEER CLASS 4B *	21.16	10.45
OPERATING ENGINEER CLASS IB *	21.86	10.45
OPERATING ENGINEER CLASS III *	20.76	10.45
OPERATING ENGINEER CLASS IV *	17.26	10.45
PAINT/BRIDGE/BRUSH/ROLLER	24.14	6.05
PAINT/BRIDGE/SANDBLAST/WATERBLAST	25.01	6.05
PAINT/BRIDGE/SPRAY/GLOVE/POTMAN	25.01	6.05
PAINT/BRUSH/ROLLER <30'	22.94	6.05
PAINT/COM./ROLLER/BRUSH/REPAINT	15.94	6.05
PAINT/DRYWALL TAPER/POINTER	23.26	6.05
PAINT/OPER.MECH./TAPING MACH.	24.26	6.05
PAINT/ROLLER/ >30'	24.66	6.05

WEST VIRGINIA DIVISION OF LABOR
Building Construction Wage Rates

Pleasants County
2001

CLASSIFICATION	BASIC HOURLY RATE	FRINGE BENEFITS
PAINT/SAND/SPRAY/WATERBLAST/<30'PTM	23.83	6.05
PAINT/SAND/SPRAY/WATERBLAST/>30'PTM	25.66	6.05
PAINT/SIGN	23.19	6.05
PAINT/VINYL/PAPER HANGER	22.94	6.05
PILEDRIVER	21.43	7.83
PLASTERER	19.93	6.02
PLUMBER/FITTER	25.21	9.23
ROOFER/HEATED COAL TAR PRODUCT	20.81	5.47
ROOFER/WATER DAMP PROOFER	20.31	5.47
SHEET METAL WORKER	22.69	10.61
SOFT FLOOR LAYER	20.93	7.83
SPRINKLER FITTER	24.30	7.65
STONE MASON	22.01	6.13
TEAMSTER CLASS A *	18.41	6.55
TEAMSTER CLASS B *	18.51	6.55
TEAMSTER CLASS C *	18.66	6.55
TEAMSTER CLASS D *	18.81	6.55
TEAMSTER CLASS E *	19.06	6.55
TEAMSTER CLASS F *	19.16	6.55
TEAMSTER CLASS G *	19.31	6.55
TERRAZZO FINISHER	16.15	5.65
TERRAZZO WORKER	22.01	6.13
TILE FINISHER	16.15	5.65
TILE SETTER	22.01	6.13

NOTE: The allowable ratio of apprentice to journeyman employed in any craft shall not be greater than the prevailing ratio of the locality. The allowable ratio is applied on a daily basis. Contact the Federal Bureau of Apprenticeship and Training for additional information at (304) 347-5794.

* To apply the wage rates properly use Appendix I, II, III, IV and V.

APPRENTICE SCHEDULE

Pleasants County
2001

CRAFT	INTERVAL	1st	2nd	3rd	4th	5th	6th	7th	8th	9th	10th
BOILERMAKERS	6 months	70	75	80	85	87.5	90	92.5	95		
BRICKLAYERS	1000 hrs	50	60	70	80	90	90				
CARPENTERS	Hours to	800	2400	4270	6140	8000					
CARPENTERS	Percent	50	60	70	80	90					
CEMENT MASONS	500 hrs	60	65	70	75	80	85	90	95		
ELECTRICIANS	Percent	45	50	55	70	80	90				
ELECTRICIANS	Hours to	1000	2000	3500	5000	6500	8000				
GLAZIERS	6 months	50	55	65	70	80	90				
INSULATORS	Yearly	45	50	60	70	80					
IRONWORKERS	6 months	50	60	70	75	80	85				
LABORERS	1000 hrs	50	60	75	90						
MARBLE SETTER	1000 hrs	50	60	70	80	90	90				
MILLWRIGHTS	6 months	60	60	65	70	75	80	85	90	95	95
OPERATING ENGINEER	Yearly	75	80	85	100						
PAINTERS	Yearly	50	65	75	90						
PILEDRIVERS	Percent	50	60	70	80	90					
PILEDRIVERS	Hours to	800	2400	4270	6140	8000					
PLASTERERS	1200 hrs	50	60	70	80	90					
PLUMBER & FITTER	6 months	45	45	50	55	70	75	80	85	90	95
ROOFERS	1000 hrs	50	65	70	75	80	90				
SHEET METAL WKR.	Yearly	35	40	50	60	70					
SPRINKLER FITTER	6 months	45	50	55	60	65	70	75	80	85	90
STONE MASON	1000 hrs	50	60	70	80	90	90				
TERRAZZO SETTER	1000 hrs	50	60	70	80	90	90				
TILE SETTER	1000 hrs	50	60	70	80	90	90				

NOTE: For Carpet Layer, Drywall Hanger, Soft Floor Layer and Lather use Carpenter Schedule

APPRENTICE RATIO: Contact Federal Bureau of Apprenticeship and Training at (304) 347-5794.

WEST VIRGINIA DIVISION OF LABOR
Building Construction Wage Rates

FILED

Dec 29 9 57 AM '00

Pocahontas County
2001

OFFICE OF WEST VIRGINIA
SECRETARY OF STATE

CLASSIFICATION	BASIC HOURLY RATE	FRINGE BENEFITS
ASBESTOS & LEAD ABATEMENT WORKER	15.40	4.03
BOILERMAKER	24.80	11.39
BRICKLAYER	23.51	5.65
BRICKLAYER - POINTER/CAULKER/CLEANER	23.51	5.65
CARPENTER	22.46	8.20
CARPET LAYER	22.46	8.20
CEMENT MASON	23.51	5.65
DRYWALL HANGER	22.46	8.20
ELECTRICIAN	17.46	4.99
ELEVATOR HELPER	18.46	8.35
ELEVATOR MECHANIC	26.37	8.82
GLAZIER	22.51	3.12
INSULATOR	23.88	8.88
IRON WORKER ERECTOR *	18.50	7.79
IRON WORKER FENCE ERECTOR *	18.50	7.79
IRON WORKER JOURNEYMAN *	18.50	7.79
IRON WORKER REINFORCING *	18.50	7.79
IRON WORKER SHEETER *	18.50	7.79
IRON WORKER STRUCTURAL *	18.50	7.79
LABORER CLASS I *	17.58	6.73
LABORER CLASS II *	17.13	6.73
LABORER CLASS III *	16.59	6.73
LATHER	22.46	8.20
MARBLE FINISHER	16.15	5.65
MARBLE SETTER	23.51	5.65
MILLWRIGHT	24.38	8.59
OPERATING ENGINEER 1A *	22.86	10.45
OPERATING ENGINEER 2A *	22.61	10.45
OPERATING ENGINEER 2B *	21.66	10.45
OPERATING ENGINEER 3A *	22.36	10.45
OPERATING ENGINEER 3B *	21.36	10.45
OPERATING ENGINEER 4B *	21.16	10.45
OPERATING ENGINEER IB *	21.86	10.45
OPERATING ENGINEER III *	20.76	10.45
OPERATING ENGINEER IV *	17.26	10.45
PAINTER CLASS I *	21.50	6.75
PAINTER CLASS II *	20.00	6.75
PAINTER CLASS III *	23.17	6.75
PAINTER CLASS IV *	23.17	6.75
PILEDRIIVER	22.68	8.20
PLASTERER	23.51	5.65
PLUMBER/FITTER	22.95	8.65
ROOFER/HEATED COAL TAR PRODUCT	20.81	5.47

WEST VIRGINIA DIVISION OF LABOR
Building Construction Wage Rates

Pocahontas County
2001

CLASSIFICATION	BASIC HOURLY RATE	FRINGE BENEFITS
ROOFER/WATER DAMP PROOFER	20.31	5.47
SHEET METAL WORKER	22.69	10.61
SOFT FLOOR LAYER	22.46	8.20
SPRINKLER FITTER	24.30	7.65
STONE MASON	23.51	5.65
TEAMSTER CLASS A *	18.43	8.68
TEAMSTER CLASS B *	18.54	8.68
TEAMSTER CLASS C *	18.70	8.68
TEAMSTER CLASS D *	18.76	8.68
TEAMSTER CLASS E *	18.82	8.68
TEAMSTER CLASS F *	18.92	8.68
TEAMSTER CLASS G *	19.15	8.68
TEAMSTER CLASS H *	19.42	8.68
TERRAZZO FINISHER	16.15	5.65
TERRAZZO WORKER	23.51	5.65
TILE FINISHER	16.15	5.65
TILE SETTER	23.51	5.65

NOTE: The allowable ratio of apprentice to journeyman employed in any craft shall not be greater than the prevailing ratio of the locality. The allowable ratio is applied on a daily basis. Contact the Federal Bureau of Apprenticeship and Training for additional information at (304) 347-5794.

* To apply the wage rates properly use Appendix I, II, III, IV and V.

APPRENTICE SCHEDULE

Pocahontas County
2001

CRAFT	INTERVAL	1st	2nd	3rd	4th	5th	6th	7th	8th	9th	10th
BOILERMAKERS	6 months	70	75	80	85	87.5	90	92.5	95		
BRICKLAYERS	1000 hrs	50	55	60	70	80	90				
CARPENTERS	6 months	60	65	70	75	80	85	90	95	100	
CEMENT MASONS	1000 hrs	50	55	60	70	80	90				
ELECTRICIANS	Percent	42	44	47	55	65	75				
ELECTRICIANS	Hours to	1000	2000	3500	5000	6500	8000				
GLAZIERS	6 months	40	40	55	65	80	90				
INSULATORS	Yearly	45	50	60	70	80					
IRONWORKERS	1000 hrs	60	70	75	80	85	90				
LABORERS	1000 hrs	50	60	75	90						
MARBLE SETTER	1000 hrs	50	55	60	70	80	90				
MILLWRIGHTS	6 months	60	60	65	70	75	80	85	90	95	95
OPERATING ENGINEER	Yearly	75	80	85	100						
PAINTERS	1000 hrs	50	55	60	70	80	90				
PILEDRIVERS	6 months	60	65	70	75	80	85	90	95	100	
PLASTERERS	1000 hrs	50	55	60	70	80	90				
PLUMBER & FITTER	6 months	40	45	50	55	60	65	70	75	80	85
ROOFERS	1000 hrs	50	65	70	75	80	90				
SHEET METAL WKR.	Yearly	35	40	50	60	70					
SPRINKLER FITTER	6 months	45	50	55	60	65	70	75	80	85	90
STONE MASON	1000 hrs	50	55	60	70	80	90				
TERRAZZO SETTER	1000 hrs	50	55	60	70	80	90				
TILE SETTER	1000 hrs	50	55	60	70	80	90				

NOTE: For Carpet Layer, Drywall Hanger, Soft Floor Layer and Lather use Carpenter Schedule

APPRENTICE RATIO: Contact Federal Bureau of Apprenticeship and Training at (304) 347-5794.

FILED

WEST VIRGINIA DIVISION OF LABOR
Building Construction Wage Rates

DEC 29 9 57 AM '00

Preston County
2001

OFFICE OF WEST VIRGINIA
SECRETARY OF STATE

CLASSIFICATION	BASIC HOURLY RATE	FRINGE BENEFITS
BOILERMAKER	24.80	11.39
BRICKLAYER	23.51	5.65
BRICKLAYER - POINTER\CAULKER\CLEANER	23.51	5.65
CARPENTER	20.93	7.83
CARPET LAYER	20.93	7.83
CEMENT MASON	22.39	4.16
DRYWALL HANGER	20.93	7.83
ELECTRICIAN	21.33	10.46
ELEVATOR HELPER	18.46	8.35
ELEVATOR MECHANIC	26.37	8.82
GLAZIER	20.16	15.19
INSULATOR	23.97	10.34
IRON WORKER ERECTOR *	20.63	13.63
IRON WORKER FENCE ERECTOR *	20.63	13.63
IRON WORKER JOURNEYMAN *	20.63	13.63
IRON WORKER REINFORCING *	20.63	13.63
IRON WORKER SHEETER *	20.63	13.63
IRON WORKER STRUCTURAL *	20.63	13.63
LABORER CLASS I *	16.94	6.65
LABORER CLASS II *	16.51	6.65
LABORER CLASS III *	16.15	6.65
LATHER	20.93	7.83
MARBLE FINISHER	16.15	5.65
MARBLE SETTER	23.51	5.65
MILLWRIGHT	24.38	8.59
OPERATING ENGINEER 1A *	22.86	10.45
OPERATING ENGINEER 2A *	22.61	10.45
OPERATING ENGINEER 2B *	21.66	10.45
OPERATING ENGINEER 3A *	22.36	10.45
OPERATING ENGINEER 3B *	21.36	10.45
OPERATING ENGINEER 4B *	21.16	10.45
OPERATING ENGINEER IB *	21.86	10.45
OPERATING ENGINEER III *	20.76	10.45
OPERATING ENGINEER IV *	17.26	10.45
PAINT/BANJO	22.65	3.40
PAINT/BAZOOKA/BOX/WIPE DOWN	22.90	3.40
PAINT/BRUSH/ROLLER	21.86	3.40
PAINT/BRUSH/ROLLER/ >50'	23.36	3.40
PAINT/BRUSH/ROLLER/TOXIC	22.86	3.40
PAINT/BRUSH/ROLLER/TOXIC >50'	24.36	3.40
PAINT/DRYWALL/WIPE DOWN	22.15	3.40
PAINT/POTMAN/SANDBLAST	22.36	3.40
PAINT/POWER ROLLER/TOOLS	23.53	3.40

WEST VIRGINIA DIVISION OF LABOR
Building Construction Wage Rates

Preston County
2001

CLASSIFICATION	BASIC HOURLY RATE	FRINGE BENEFITS
PAINT/REPAINT	19.10	3.40
PAINT/SANDBLAST	23.36	3.40
PAINT/SANDBLAST > 50'	24.86	3.40
PAINT/SPRAY >50'	24.86	3.40
PAINT/SPRAY/POTMAN	22.36	3.40
PAINT/SPRAY/TOXIC	24.36	3.40
PAINT/SPRAY/TOXIC >50'	25.86	3.40
PAINT/VINYL/PAPER HANGER	22.11	3.40
PAINT/WATERBLAST	23.53	3.40
PAINT/WATERBLAST > 50'	24.53	3.40
PILED RIVER	21.43	7.83
PLASTERER	21.74	4.16
PLUMBER/FITTER	22.30	13.05
ROOFER/HEATED COAL TAR PRODUCT	20.81	5.47
ROOFER/WATER DAMP PROOFER	20.31	5.47
SHEET METAL WORKER	22.69	10.61
SOFT FLOOR LAYER	20.93	7.83
SPRINKLER FITTER	24.30	7.65
STONE MASON	23.51	5.65
TEAMSTER CLASS A *	18.89	5.42
TEAMSTER CLASS B *	18.51	5.42
TEAMSTER CLASS C *	18.46	5.42
TEAMSTER CLASS D *	18.41	5.42
TEAMSTER CLASS E *	18.21	5.42
TEAMSTER CLASS F *	18.11	5.42
TERRAZZO FINISHER	16.15	5.65
TERRAZZO WORKER	23.51	5.65
TILE FINISHER	16.15	5.65
TILE SETTER	23.51	5.65

NOTE: The allowable ratio of apprentice to journeyman employed in any craft shall not be greater than the prevailing ratio of the locality. The allowable ratio is applied on a daily basis. Contact the Federal Bureau of Apprenticeship and Training for additional information at (304) 347-5794.

* To apply the wage rates properly use Appendix I, II, III, IV and V.

APPRENTICE SCHEDULE

Preston County
2001

CRAFT	INTERVAL	1st	2nd	3rd	4th	5th	6th	7th	8th	9th	10th
BOILERMAKERS	6 months	70	75	80	85	87.5	90	92.5	95		
BRICKLAYERS	1000 hrs	50	55	60	70	80	90				
CARPENTERS	Hours to	800	2400	4270	6140	8000					
CARPENTERS	Percent	50	60	70	80	90					
CEMENT MASONS	1200 hrs	50	60	70	80	90					
ELECTRICIANS	Hours to	1000	2000	3500	5000	6500	8000				
ELECTRICIANS	Percent	40	45	50	55	70	85				
GLAZIERS	1000 hrs	45	50	60	65	70	75	80	90		
INSULATORS	6 months	65	70	75	75	80	80	90	90		
IRONWORKERS	6 months	60	60	70	75	80	85	90			
LABORERS	1000 hrs	50	60	75	90						
MARBLE SETTER	1000 hrs	50	55	60	70	80	90				
MILLWRIGHTS	6 months	60	60	65	70	75	80	85	90	95	95
OPERATING ENGINEER	Yearly	75	80	85	100						
PAINTERS	6 months	50	60	70	80	85	90				
PILEDRIVERS	Percent	50	60	70	80	90					
PILEDRIVERS	Hours to	800	2400	4270	6140	8000					
PLASTERERS	1200 hrs	50	60	70	80	90					
PLUMBER & FITTER	850 hrs	50	55	60	65	70	75	80	85	90	95
ROOFERS	1000 hrs	50	65	70	75	80	90				
SHEET METAL WKR.	Yearly	35	40	50	60	70					
SPRINKLER FITTER	6 months	45	50	55	60	65	70	75	80	85	90
STONE MASON	1000 hrs	50	55	60	70	80	90				
TERRAZZO SETTER	1000 hrs	50	55	60	70	80	90				
TILE SETTER	1000 hrs	50	55	60	70	80	90				

NOTE: For Carpet Layer, Drywall Hanger, Soft Floor Layer and Lather use Carpenter Schedule

APPRENTICE RATIO: Contact Federal Bureau of Apprenticeship and Training at (304) 347-5794.

FILED

WEST VIRGINIA DIVISION OF LABOR
Building Construction Wage Rates

Dec 29 9 57 AM '00

Putnam County
2001

OFFICE OF WEST VIRGINIA
SECRETARY OF STATE

CLASSIFICATION	BASIC HOURLY RATE	FRINGE BENEFITS
ASBESTOS & LEAD ABATEMENT WORKER	15.40	4.03
BOILERMAKER	24.80	11.39
BRICKLAYER	21.64	9.22
BRICKLAYER - POINTER\CAULKER\CLEANER	21.64	9.22
CARPENTER	22.46	8.20
CARPET LAYER	22.46	8.20
CEMENT MASON	23.04	6.68
DRYWALL HANGER	22.46	8.20
ELECTRICIAN	26.04	7.58
ELEVATOR HELPER	18.46	8.35
ELEVATOR MECHANIC	26.37	8.82
GLAZIER	22.51	3.12
INSULATOR	23.88	8.88
IRON WORKER ERECTOR *	21.00	10.24
IRON WORKER FENCE ERECTOR *	21.00	10.24
IRON WORKER JOURNEYMAN *	21.00	10.24
IRON WORKER REINFORCING *	21.00	10.24
IRON WORKER SHEETER *	21.00	10.24
IRON WORKER STRUCTURAL *	21.00	10.24
LABORER CLASS I *	18.95	6.73
LABORER CLASS II *	18.51	6.73
LABORER CLASS III *	17.97	6.73
LATHER	22.46	8.20
MARBLE FINISHER	16.15	5.65
MARBLE SETTER	21.64	9.22
MILLWRIGHT	24.38	8.59
OPERATING ENGINEER 1A *	22.86	10.45
OPERATING ENGINEER 2A *	22.61	10.45
OPERATING ENGINEER 2B *	21.66	10.45
OPERATING ENGINEER 3A *	22.36	10.45
OPERATING ENGINEER 3B *	21.36	10.45
OPERATING ENGINEER 4B *	21.16	10.45
OPERATING ENGINEER IB *	21.86	10.45
OPERATING ENGINEER III *	20.76	10.45
OPERATING ENGINEER IV *	17.26	10.45
PAINTER CLASS I *	21.50	6.75
PAINTER CLASS II *	20.00	6.75
PAINTER CLASS III *	23.17	6.75
PAINTER CLASS IV *	23.17	6.75
PILEDRIVER	22.68	8.20
PLASTERER	24.86	5.67
PLUMBER\FITTER	22.95	8.65
ROOFER\HEATED COAL TAR PRODUCT	23.48	5.55

WEST VIRGINIA DIVISION OF LABOR
Building Construction Wage Rates

Putnam County
2001

CLASSIFICATION	BASIC HOURLY RATE	FRINGE BENEFITS
ROOFER/WATER DAMP PROOFER	22.15	5.55
SHEET METAL WORKER	21.51	9.63
SOFT FLOOR LAYER	22.46	8.20
SPRINKLER FITTER	24.30	7.65
STONE MASON	21.64	9.22
TEAMSTER CLASS A *	18.43	8.68
TEAMSTER CLASS B *	18.54	8.68
TEAMSTER CLASS C *	18.70	8.68
TEAMSTER CLASS D *	18.76	8.68
TEAMSTER CLASS E *	18.82	8.68
TEAMSTER CLASS F *	18.92	8.68
TEAMSTER CLASS G *	19.15	8.68
TEAMSTER CLASS H *	19.42	8.68
TERRAZZO FINISHER	16.15	5.65
TERRAZZO WORKER	21.64	9.22
TILE FINISHER	16.15	5.65
TILE SETTER	20.40	9.22

NOTE: The allowable ratio of apprentice to journeyman employed in any craft shall not be greater than the prevailing ratio of the locality. The allowable ratio is applied on a daily basis. Contact the Federal Bureau of Apprenticeship and Training for additional information at (304) 347-5794.

* To apply the wage rates properly use Appendix I, II, III, IV and V.

APPRENTICE SCHEDULE

Putnam County
2001

CRAFT	INTERVAL	1st	2nd	3rd	4th	5th	6th	7th	8th	9th	10th
BOILERMAKERS	6 months	70	75	80	85	87.5	90	92.5	95		
BRICKLAYERS	1000 hrs	50	60	70	80	90	90				
CARPENTERS	1000 hrs	40	45	50	55	65	75	85			
CEMENT MASONS	500 hrs	60	65	70	75	80	85	90	95		
ELECTRICIANS	Percent	40	45	50	55	70	85				
ELECTRICIANS	Hours to	1000	2000	3500	5000	6500	8000				
GLAZIERS	6 months	40	40	55	65	80	90				
INSULATORS	Yearly	45	50	60	70	80					
IRONWORKERS	6 months	60	70	75	80	85	90				
LABORERS	1000 hrs	50	60	75	90						
MARBLE SETTER	1000 hrs	50	60	70	80	90	90				
MILLWRIGHTS	6 months	60	60	65	70	75	80	85	90	95	95
OPERATING ENGINEER	Yearly	75	80	85	100						
PAINTERS	1000 hrs	50	55	60	70	80	90				
PILEDRIVERS	1000 hrs	40	45	50	55	65	75	85			
PLASTERERS	Percent	50	55	60	65	70	75	80	85	90	95
PLASTERERS	Hours to	1000	1500	2000	2500	3000	3500	4000	4500	5000	5500
PLUMBER & FITTER	6 months	40	45	50	55	60	65	70	75	80	85
ROOFERS	1000 hrs	49	54	59	76	79	85	95			
SHEET METAL WKR.	Yearly	35	40	50	60	75					
SPRINKLER FITTER	6 months	45	50	55	60	65	70	75	80	85	90
STONE MASON	1000 hrs	50	60	70	80	90	90				
TERRAZZO SETTER	1000 hrs	50	60	70	80	90	90				
TILE SETTER	1000 hrs	50	60	70	80	90	90				

NOTE: For Carpet Layer, Drywall Hanger, Soft Floor Layer and Lather use Carpenter Schedule

APPRENTICE RATIO: Contact Federal Bureau of Apprenticeship and Training at (304) 347-5794.

FILED

WEST VIRGINIA DIVISION OF LABOR
Building Construction Wage Rates

Dec 29 9 57 AM '00

Raleigh County
2001

OFFICE OF WEST VIRGINIA
SECRETARY OF STATE

CLASSIFICATION	BASIC HOURLY RATE	FRINGE BENEFITS
ASBESTOS & LEAD ABATEMENT WORKER	15.40	4.03
BOILERMAKER	24.80	11.39
BRICKLAYER	21.64	9.22
BRICKLAYER - POINTER\CAULKER\CLEANER	21.64	9.22
CARPENTER	22.46	8.20
CARPET LAYER	22.46	8.20
CEMENT MASON	23.04	6.68
DRYWALL HANGER	22.46	8.20
ELECTRICIAN	26.04	7.58
ELEVATOR HELPER	18.46	8.35
ELEVATOR MECHANIC	26.37	8.82
GLAZIER	22.51	3.12
INSULATOR	23.88	8.88
IRON WORKER ERECTOR *	22.60	10.24
IRON WORKER FENCE ERECTOR *	22.60	10.24
IRON WORKER JOURNEYMAN *	22.60	10.24
IRON WORKER REINFORCING *	22.60	10.24
IRON WORKER SHEETER *	22.60	10.24
IRON WORKER STRUCTURAL *	22.60	10.24
LABORER CLASS I *	17.58	6.73
LABORER CLASS II *	17.13	6.73
LABORER CLASS III *	16.59	6.73
LATHER	22.46	8.20
MARBLE FINISHER	16.15	5.65
MARBLE SETTER	21.64	9.22
MILLWRIGHT	24.38	8.59
OPERATING ENGINEER 1A *	22.86	10.45
OPERATING ENGINEER 2A *	22.61	10.45
OPERATING ENGINEER 2B *	21.66	10.45
OPERATING ENGINEER 3A *	22.36	10.45
OPERATING ENGINEER 3B *	21.36	10.45
OPERATING ENGINEER 4B *	21.16	10.45
OPERATING ENGINEER IB *	21.86	10.45
OPERATING ENGINEER III *	20.76	10.45
OPERATING ENGINEER IV *	17.26	10.45
PAINTER CLASS I *	21.50	6.75
PAINTER CLASS II *	20.00	6.75
PAINTER CLASS III *	23.17	6.75
PAINTER CLASS IV *	23.17	6.75
PILEDRIVER	22.68	8.20
PLASTERER	24.86	5.67
PLUMBER\FITTER	22.95	8.65
ROOFER\HEATED COAL TAR PRODUCT	23.48	5.55

WEST VIRGINIA DIVISION OF LABOR
Building Construction Wage Rates

Raleigh County
2001

CLASSIFICATION	BASIC HOURLY RATE	FRINGE BENEFITS
ROOFER/WATER DAMP PROOFER	22.15	5.55
SHEET METAL WORKER	21.51	9.63
SOFT FLOOR LAYER	22.46	8.20
SPRINKLER FITTER	24.30	7.65
STONE MASON	21.64	9.22
TEAMSTER CLASS A *	18.43	8.68
TEAMSTER CLASS B *	18.54	8.68
TEAMSTER CLASS C *	18.70	8.68
TEAMSTER CLASS D *	18.76	8.68
TEAMSTER CLASS E *	18.82	8.68
TEAMSTER CLASS F *	18.92	8.68
TEAMSTER CLASS G *	19.15	8.68
TEAMSTER CLASS H *	19.42	8.68
TERRAZZO FINISHER	16.15	5.65
TERRAZZO WORKER	21.64	9.22
TILE FINISHER	16.15	5.65
TILE SETTER	20.40	9.22

NOTE: The allowable ratio of apprentice to journeyman employed in any craft shall not be greater than the prevailing ratio of the locality. The allowable ratio is applied on a daily basis. Contact the Federal Bureau of Apprenticeship and Training for additional information at (304) 347-5794.

* To apply the wage rates properly use Appendix I, II, III, IV and V.

APPRENTICE SCHEDULE

Raleigh County
2001

CRAFT	INTERVAL	1st	2nd	3rd	4th	5th	6th	7th	8th	9th	10th
BOILERMAKERS	6 months	70	75	80	85	87.5	90	92.5	95		
BRICKLAYERS	1000 hrs	50	60	70	80	90	90				
CARPENTERS	6months	60	65	70	75	80	85	90	95	100	
CEMENT MASONS	500 hrs	60	65	70	75	80	85	90	95		
ELECTRICIANS	Percent	40	45	50	55	70	85				
ELECTRICIANS	Hours to	1000	2000	3500	5000	6500	8000				
GLAZIERS	6 months	40	40	55	65	80	90				
INSULATORS	Yearly	45	50	60	70	80					
IRONWORKERS	6 months	60	70	75	80	85	90				
LABORERS	1000 hrs	50	60	75	90						
MARBLE SETTER	1000 hrs	50	60	70	80	90	90				
MILLWRIGHTS	6 months	60	60	65	70	75	80	85	90	95	95
OPERATING ENGINEER	Yearly	75	80	85	100						
PAINTERS	1000 hrs	50	55	60	70	80	90				
PILEDRIVERS	6 months	60	65	70	75	80	85	90	95	100	
PLASTERERS	Percent	50	55	60	65	70	75	80	85	90	95
PLASTERERS	Hours to	1000	1500	2000	2500	3000	3500	4000	4500	5000	5500
PLUMBER & FITTER	6 months	40	45	50	55	60	65	70	75	80	85
ROOFERS	1000 hrs	49	54	59	76	79	85	95			
SHEET METAL WKR.	Yearly	35	40	50	60	75					
SPRINKLER FITTER	6 months	45	50	55	60	65	70	75	80	85	90
STONE MASON	1000 hrs	50	60	70	80	90	90				
TERRAZZO SETTER	1000 hrs	50	60	70	80	90	90				
TILE SETTER	1000 hrs	50	60	70	80	90	90				

NOTE: For Carpet Layer, Drywall Hanger, Soft Floor Layer and Lather use Carpenter Schedule

APPRENTICE RATIO: Contact Federal Bureau of Apprenticeship and Training at (304) 347-5794.

WEST VIRGINIA DIVISION OF LABOR
Building Construction Wage Rates

FILED

Dec 29 9 57 AM '00

Randolph County
2001

OFFICE OF WEST VIRGINIA
SECRETARY OF STATE

CLASSIFICATION	BASIC HOURLY RATE	FRINGE BENEFITS
ASBESTOS & LEAD ABATEMENT WORKER	15.40	4.03
BOILERMAKER	24.80	11.39
BRICKLAYER	23.51	5.65
BRICKLAYER - POINTER/CAULKER/CLEANER	23.51	5.65
CARPENTER	20.93	7.83
CARPET LAYER	20.93	7.83
CEMENT MASON	23.51	5.65
DRYWALL HANGER	20.93	7.83
ELECTRICIAN	21.33	10.46
ELEVATOR HELPER	18.46	8.35
ELEVATOR MECHANIC	26.37	8.82
GLAZIER	20.16	15.19
INSULATOR	23.88	8.88
IRON WORKER ERECTOR *	20.63	13.63
IRON WORKER FENCE ERECTOR *	20.63	13.63
IRON WORKER JOURNEYMAN *	20.63	13.63
IRON WORKER REINFORCING *	20.63	13.63
IRON WORKER SHEETER *	20.63	13.63
IRON WORKER STRUCTURAL *	20.63	13.63
LABORER CLASS I *	16.94	6.65
LABORER CLASS II *	16.51	6.65
LABORER CLASS III *	16.15	6.65
LATHER	20.93	7.83
MARBLE FINISHER	16.15	5.65
MARBLE SETTER	23.51	5.65
MILLWRIGHT	24.38	8.59
OPERATING ENGINEER 1A *	22.86	10.45
OPERATING ENGINEER 2A *	22.61	10.45
OPERATING ENGINEER 2B *	21.66	10.45
OPERATING ENGINEER 3A *	22.36	10.45
OPERATING ENGINEER 3B *	21.36	10.45
OPERATING ENGINEER 4B *	21.16	10.45
OPERATING ENGINEER 1B *	21.86	10.45
OPERATING ENGINEER III *	20.76	10.45
OPERATING ENGINEER IV *	17.26	10.45
PAIN/BANJO	22.65	3.40
PAIN/BAZOOKA/BOX/WIPE DOWN	22.90	3.40
PAIN/BRUSH/ROLLER	21.86	3.40
PAIN/BRUSH/ROLLER >50'	23.36	3.40
PAIN/BRUSH/ROLLER/TOXIC	22.86	3.40
PAIN/BRUSH/ROLLER/TOXIC/ >50'	24.36	3.40
PAIN/DRYWALL/WIPE DOWN	22.15	3.40
PAIN/POTMAN/SANDBLAST	22.36	3.40

WEST VIRGINIA DIVISION OF LABOR
Building Construction Wage Rates

Randolph County
2001

CLASSIFICATION	BASIC HOURLY RATE	FRINGE BENEFITS
PAINT/POWER ROLLER/TOOLS	23.53	3.40
PAINT/REPAINT	19.10	3.40
PAINT/SANDBLAST	23.36	3.40
PAINT/SANDBLAST > 50'	24.86	3.40
PAINT/SPRAY > 50'	24.86	3.40
PAINT/SPRAY/POTMAN	22.36	3.40
PAINT/SPRAY/TOXIC	24.36	3.40
PAINT/SPRAY/TOXIC > 50'	25.86	3.40
PAINT/VINYL/PAPER/HANGER	22.11	3.40
PAINT/WATERBLAST	23.53	3.40
PAINT/WATERBLAST > 50'	24.53	3.40
PILED RIVER	21.43	7.83
PLASTERER	23.51	5.65
PLUMBER/FITTER	22.55	13.07
ROOFER/HEATED COAL TAR PRODUCT	20.81	5.47
ROOFER/WATER DAMP PROOFER	20.31	5.47
SHEET METAL WORKER	22.69	10.61
SOFT FLOOR LAYER	20.93	7.83
SPRINKLER FITTER	24.30	7.65
STONE MASON	23.51	5.65
TEAMSTER CLASS A *	18.89	5.42
TEAMSTER CLASS B *	18.51	5.42
TEAMSTER CLASS C *	18.46	5.42
TEAMSTER CLASS D *	18.41	5.42
TEAMSTER CLASS E *	18.21	5.42
TEAMSTER CLASS F *	18.11	5.42
TERRAZZO FINISHER	16.15	5.65
TERRAZZO WORKER	23.51	5.65
TILE FINISHER	16.15	5.65
TILE SETTER	23.51	5.65

NOTE: The allowable ratio of apprentice to journeyman employed in any craft shall not be greater than the prevailing ratio of the locality. The allowable ratio is applied on a daily basis. Contact the Federal Bureau of Apprenticeship and Training for additional information at (304) 347-5794.

* To apply the wage rates properly use Appendix I, II, III, IV and V.

APPRENTICE SCHEDULE

Randolph County
2001

CRAFT	INTERVAL	1st	2nd	3rd	4th	5th	6th	7th	8th	9th	10th
BOILERMAKERS	6 months	70	75	80	85	87.5	90	92.5	95		
BRICKLAYERS	1000 hrs	50	55	60	70	80	90				
CARPENTERS	Hours to	800	2400	4270	6140	8000					
CARPENTERS	Percent	50	60	70	80	90					
CEMENT MASONS	1000 hrs	50	55	60	70	80	90				
ELECTRICIANS	Percent	40	45	50	55	70	85				
ELECTRICIANS	Hours to	1000	2000	3500	5000	6500	8000				
GLAZIERS	1000 hrs	45	50	60	65	70	75	80	90		
INSULATORS	Yearly	45	50	60	70	80					
IRONWORKERS	6 months	60	60	70	75	80	85	90			
LABORERS	1000 hrs	50	60	75	90						
MARBLE SETTER	1000 hrs	50	55	60	70	80	90				
MILLWRIGHTS	6 months	60	60	65	70	75	80	85	90	95	95
OPERATING ENGINEER	Yearly	75	80	85	100						
PAINTERS	6 months	50	60	70	80	85	90				
PILEDRIVERS	Percent	50	60	70	80	90					
PILEDRIVERS	Hours to	800	2400	4270	6140	8000					
PLASTERERS	1000 hrs	50	55	60	70	80	90				
PLUMBER & FITTER	850 hrs	50	55	60	65	70	75	80	85	90	95
ROOFERS	1000 hrs	50	65	70	75	80	90				
SHEET METAL WKR.	Yearly	35	40	50	60	70					
SPRINKLER FITTER	6 months	45	50	55	60	65	70	75	80	85	90
STONE MASON	1000 hrs	50	55	60	70	80	90				
TERRAZZO SETTER	1000 hrs	50	55	60	70	80	90				
TILE SETTER	1000 hrs	50	55	60	70	80	90				

NOTE: For Carpet Layer, Drywall Hanger, Soft Floor Layer and Lather use Carpenter Schedule

APPRENTICE RATIO: Contact Federal Bureau of Apprenticeship and Training at (304) 347-5794.

FILED

WEST VIRGINIA DIVISION OF LABOR
Building Construction Wage Rates

Dec 29 9 57 AM '00

Ritchie County
2001

OFFICE OF WEST VIRGINIA
SECRETARY OF STATE

CLASSIFICATION	BASIC HOURLY RATE	FRINGE BENEFITS
ASBESTOS & LEAD ABATEMENT WORKER	15.40	4.03
BOILERMAKER	24.80	11.39
BRICKLAYER	22.01	6.13
BRICKLAYER - POINTER/CAULKER/CLEANER	22.01	6.13
CARPENTER	22.76	6.97
CARPET LAYER	22.76	6.97
CEMENT MASON	20.31	6.39
DRYWALL HANGER	22.76	6.97
ELECTRICIAN	23.14	12.07
ELEVATOR HELPER	18.46	8.35
ELEVATOR MECHANIC	26.37	8.82
GLAZIER	19.68	2.77
INSULATOR	23.88	8.92
IRON WORKER ERECTOR *	23.08	10.10
IRON WORKER FENCE ERECTOR *	23.08	10.10
IRON WORKER JOURNEYMAN *	23.08	10.10
IRON WORKER REINFORCING *	23.08	10.10
IRON WORKER SHEETER *	23.08	10.10
IRON WORKER STRUCTURAL *	23.08	10.10
LABORER CLASS I *	18.69	6.98
LABORER CLASS II *	18.34	6.98
LABORER CLASS III *	18.04	6.98
LATHER	22.76	6.97
MARBLE FINISHER	16.15	5.65
MARBLE SETTER	21.51	6.13
MILLWRIGHT	24.38	8.59
OPERATING ENGINEER 1A *	22.86	10.45
OPERATING ENGINEER 2A *	22.61	10.45
OPERATING ENGINEER 2B *	21.66	10.45
OPERATING ENGINEER 3A *	22.36	10.45
OPERATING ENGINEER 3B *	21.36	10.45
OPERATING ENGINEER 4B *	21.16	10.45
OPERATING ENGINEER IB *	21.86	10.45
OPERATING ENGINEER III *	20.76	10.45
OPERATING ENGINEER IV *	17.26	10.45
PAINT/BRIDGE/BRUSH/ROLLER	24.14	6.05
PAINT/BRIDGE/GLOVE/POTMAN	25.01	6.05
PAINT/BRIDGE/SANDBLAST/SPRAY/WATERBLA	25.01	6.05
PAINT/BRUSH/ROLLER > 30'	24.66	6.05
PAINT/BRUSH/ROLLER < 30'	22.94	6.05
PAINT/DRYWALL/TAPER & POINTER	23.26	6.05
PAINT/OPER.MACH./TAPING MACH.	24.26	6.05
PAINT/SIGN	23.19	6.05

WEST VIRGINIA DIVISION OF LABOR
Building Construction Wage Rates

Ritchie County
2001

CLASSIFICATION	BASIC HOURLY RATE	FRINGE BENEFITS
PAINT/SPRAY/WATERBLAST <30' PTM	23.83	6.05
PAINT/SPRAY/WATERBLAST >30' PTM	25.66	6.05
PAINT/VINYL/PAPER/HANGER	22.94	6.05
PILED RIVER	23.26	6.97
PLASTERER	19.93	6.02
PLUMBER\FITTER	25.21	9.23
ROOFER\HEATED COAL TAR PRODUCT	20.81	5.47
ROOFER\WATER DAMP PROOFER	20.31	5.47
SHEET METAL WORKER	22.69	10.61
SOFT FLOOR LAYER	22.76	6.97
SPRINKLER FITTER	24.30	7.65
STONE MASON	22.01	6.13
TEAMSTER CLASS A *	18.41	6.55
TEAMSTER CLASS B *	18.51	6.55
TEAMSTER CLASS C *	18.66	6.55
TEAMSTER CLASS D *	18.81	6.55
TEAMSTER CLASS E *	19.06	6.55
TEAMSTER CLASS F *	19.16	6.55
TEAMSTER CLASS G *	19.31	6.55
TERRAZZO FINISHER	16.15	5.65
TERRAZZO WORKER	22.01	6.13
TILE FINISHER	16.15	5.65
TILE SETTER	22.01	6.13

NOTE: The allowable ratio of apprentice to journeyman employed in any craft shall not be greater than the prevailing ratio of the locality. The allowable ratio is applied on a daily basis. Contact the Federal Bureau of Apprenticeship and Training for additional information at (304) 347-5794.

* To apply the wage rates properly use Appendix I, II, III, IV and V.

APPRENTICE SCHEDULE

Ritchie County
2001

CRAFT	INTERVAL	1st	2nd	3rd	4th	5th	6th	7th	8th	9th	10th
BOILERMAKERS	6 months	70	75	80	85	87.5	90	92.5	95		
BRICKLAYERS	1000 hrs	50	60	70	80	90	90				
CARPENTERS	1000 hrs	40	45	50	55	65	75	85	95		
CEMENT MASONS	500 hrs	60	65	70	75	80	85	90	95		
ELECTRICIANS	Percent	45	50	55	70	80	90				
ELECTRICIANS	Hours to	1000	2000	3500	5000	6500	8000				
GLAZIERS	6 months	50	55	65	70	80	90				
INSULATORS	Yearly	45	50	60	70	80					
IRONWORKERS	6 months	50	60	70	75	80	85				
LABORERS	1000 hrs	50	60	75	90						
MARBLE SETTER	1000 hrs	50	60	70	80	90	90				
MILLWRIGHTS	6 months	60	60	65	70	75	80	85	90	95	95
OPERATING ENGINEER	Yearly	75	80	85	100						
PAINTERS	Yearly	50	65	75	90						
PILEDRIVERS	1000 hrs	40	45	50	55	65	75	85	95		
PLASTERERS	1200 hrs	50	60	70	80	90					
PLUMBER & FITTER	6 months	45	45	50	55	70	75	80	85	90	95
ROOFERS	1000 hrs	50	65	70	75	80	90				
SHEET METAL WKR.	Yearly	35	40	50	60	70					
SPRINKLER FITTER	6 months	45	50	55	60	65	70	75	80	85	90
STONE MASON	1000 hrs	50	60	70	80	90	90				
TERRAZZO SETTER	1000 hrs	50	60	70	80	90	90				
TILE SETTER	1000 hrs	50	60	70	80	90	90				

NOTE: For Carpet Layer, Drywall Hanger, Soft Floor Layer and Lather use Carpenter Schedule

APPRENTICE RATIO: Contact Federal Bureau of Apprenticeship and Training at (304) 347-5794.

WEST VIRGINIA DIVISION OF LABOR
Building Construction Wage Rates

FILED

DEC 29 9 57 AM '00

Roane County
2001

OFFICE OF WEST VIRGINIA
SECRETARY OF STATE

CLASSIFICATION	BASIC HOURLY RATE	FRINGE BENEFITS
ASBESTOS & LEAD ABATEMENT WORKER	15.40	4.03
BOILERMAKER	24.80	11.39
BRICKLAYER	22.01	6.13
BRICKLAYER - POINTER/CAULKER/CLEANER	22.01	6.13
CARPENTER	22.46	8.20
CARPET LAYER	22.46	8.20
CEMENT MASON	23.04	6.68
DRYWALL HANGER	22.46	8.20
ELECTRICIAN	26.04	7.58
ELEVATOR HELPER	18.46	8.35
ELEVATOR MECHANIC	26.37	8.82
GLAZIER	22.51	3.12
INSULATOR	23.88	8.88
IRON WORKER ERECTOR *	23.08	10.10
IRON WORKER FENCE ERECTOR *	23.08	10.10
IRON WORKER JOURNEYMAN *	23.08	10.10
IRON WORKER REINFORCING *	23.08	10.10
IRON WORKER SHEETER *	23.08	10.10
IRON WORKER STRUCTURAL *	23.08	10.10
LABORER CLASS I *	18.95	6.73
LABORER CLASS II *	18.51	6.73
LABORER CLASS III *	17.97	6.73
LATHER	22.46	8.20
MARBLE FINISHER	16.15	5.65
MARBLE SETTER	21.51	6.13
MILLWRIGHT	24.38	8.59
OPERATING ENGINEER 1A *	22.86	10.45
OPERATING ENGINEER 2A *	22.61	10.45
OPERATING ENGINEER 2B *	21.66	10.45
OPERATING ENGINEER 3A *	22.36	10.45
OPERATING ENGINEER 3B *	21.36	10.45
OPERATING ENGINEER 4B *	21.16	10.45
OPERATING ENGINEER IB *	21.86	10.45
OPERATING ENGINEER III *	20.76	10.45
OPERATING ENGINEER IV *	17.26	10.45
PAINT/BRIDGE/BRUSH/ROLLER	23.14	6.05
PAINT/BRIDGE/GLOVE/POTMAN	25.01	6.05
PAINT/BRIDGE/SAND-WATERBLAST/SPRAY	25.01	6.05
PAINT/BRUSH/ROLLER < 30'	22.94	6.05
PAINT/BRUSH/ROLLER > 30'	24.66	6.05
PAINT/BRUSH/ROLLER/REPAINT	15.94	6.05
PAINT/DRYWALL/TAPER & POINTER	23.26	6.05
PAINT/OPER.MACH./TAPING MACH.	24.26	6.05

WEST VIRGINIA DIVISION OF LABOR
Building Construction Wage Rates

Roane County
2001

CLASSIFICATION	BASIC HOURLY RATE	FRINGE BENEFITS
PAINT/SAND/SPRAY/WATERBLAST<30'PTM	23.83	6.05
PAINT/SAND/SPRAY/WATERBLAST>30'PTM	25.66	6.05
PAINT/SIGN	23.19	6.05
PAINT/VINYL/PAPER/HANGER	22.94	6.05
PILED RIVER	22.68	8.20
PLASTERER	24.86	5.67
PLUMBER/FITTER	22.95	8.65
ROOFER/HEATED COAL TAR PRODUCT	20.81	5.47
ROOFER/WATER DAMP PROOFER	20.31	5.47
SHEET METAL WORKER	22.69	10.61
SOFT FLOOR LAYER	22.46	8.20
SPRINKLER FITTER	24.30	7.65
STONE MASON	22.01	6.13
TEAMSTER CLASS A *	18.41	6.55
TEAMSTER CLASS B *	18.51	6.55
TEAMSTER CLASS C *	18.66	6.55
TEAMSTER CLASS D *	18.81	6.55
TEAMSTER CLASS E *	19.06	6.55
TEAMSTER CLASS F *	19.16	6.55
TEAMSTER CLASS G *	19.31	6.55
TERRAZZO FINISHER	16.15	5.65
TERRAZZO WORKER	22.01	6.13
TILE FINISHER	16.15	5.65
TILE SETTER	22.01	6.13

NOTE: The allowable ratio of apprentice to journeyman employed in any craft shall not be greater than the prevailing ratio of the locality. The allowable ratio is applied on a daily basis. Contact the Federal Bureau of Apprenticeship and Training for additional information at (304) 347-5794.

* To apply the wage rates properly use Appendix I, II, III, IV and V.

APPRENTICE SCHEDULE

Roane County
2001

CRAFT	INTERVAL	1st	2nd	3rd	4th	5th	6th	7th	8th	9th	10th
BOILERMAKERS	6 months	70	75	80	85	87.5	90	92.5	95		
BRICKLAYERS	1000 hrs	50	60	70	80	90	90				
CARPENTERS	1000 hrs	40	45	50	55	65	75	85			
CEMENT MASONS	500 hrs	60	65	70	75	80	85	90	95		
ELECTRICIANS	Percent	40	45	50	55	70	85				
ELECTRICIANS	Hours to	1000	2000	3500	5000	6500	8000				
GLAZIERS	6 months	40	40	55	65	80	90				
INSULATORS	Yearly	45	50	60	70	80					
IRONWORKERS	6 months	50	60	70	75	80	85				
LABORERS	1000 hrs	50	60	75	90						
MARBLE SETTER	1000 hrs	50	60	70	80	90	90				
MILLWRIGHTS	6 months	60	60	65	70	75	80	85	90	95	95
OPERATING ENGINEER	Yearly	75	80	85	100						
PAINTERS	Yearly	50	65	75	90						
PILEDRIVERS	1000 hrs	40	45	50	55	65	75	85			
PLASTERERS	Percent	50	55	60	65	70	75	80	85	90	95
PLASTERERS	Hours to	1000	1500	2000	2500	3000	3500	4000	4500	5000	5500
PLUMBER & FITTER	6 months	40	45	50	55	60	65	70	75	80	85
ROOFERS	1000 hrs	50	65	70	75	80	90				
SHEET METAL WKR.	Yearly	35	40	50	60	70					
SPRINKLER FITTER	6 months	45	50	55	60	65	70	75	80	85	90
STONE MASON	1000 hrs	50	60	70	80	90	90				
TERRAZZO SETTER	1000 hrs	50	60	70	80	90	90				
TILE SETTER	1000 hrs	50	60	70	80	90	90				

NOTE: For Carpet Layer, Drywall Hanger, Soft Floor Layer and Lather use Carpenter Schedule

APPRENTICE RATIO: Contact Federal Bureau of Apprenticeship and Training at (304) 347-5794.

FILED

WEST VIRGINIA DIVISION OF LABOR
Building Construction Wage Rates

Dec 29 9 57 AM '00

Summers County
2001

OFFICE OF WEST VIRGINIA
SECRETARY OF STATE

CLASSIFICATION	BASIC HOURLY RATE	FRINGE BENEFITS
ASBESTOS & LEAD ABATEMENT WORKER	15.40	4.03
BOILERMAKER	24.80	11.39
BRICKLAYER	21.64	9.22
BRICKLAYER - POINTER\CAULKER\CLEANER	21.64	9.22
CARPENTER	22.46	8.20
CARPET LAYER	22.46	8.20
CEMENT MASON	23.04	6.68
DRYWALL HANGER	22.46	8.20
ELECTRICIAN	26.04	7.58
ELEVATOR HELPER	18.46	8.35
ELEVATOR MECHANIC	26.37	8.82
GLAZIER	22.51	3.12
INSULATOR	23.88	8.88
IRON WORKER ERECTOR *	18.50	7.79
IRON WORKER FENCE ERECTOR *	18.50	7.79
IRON WORKER JOURNEYMAN *	18.50	7.79
IRON WORKER REINFORCING *	18.50	7.79
IRON WORKER SHEETER *	18.50	7.79
IRON WORKER STRUCTURAL *	18.50	7.79
LABORER CLASS I *	17.58	6.73
LABORER CLASS II *	17.13	6.73
LABORER CLASS III *	16.59	6.73
LATHER	22.46	8.20
MARBLE FINISHER	16.15	5.65
MARBLE SETTER	21.64	9.22
MILLWRIGHT	24.38	8.59
OPERATING ENGINEER 1A *	22.86	10.45
OPERATING ENGINEER 2A *	22.61	10.45
OPERATING ENGINEER 2B *	21.66	10.45
OPERATING ENGINEER 3A *	22.36	10.45
OPERATING ENGINEER 3B *	21.36	10.45
OPERATING ENGINEER 4B *	21.16	10.45
OPERATING ENGINEER IB *	21.86	10.45
OPERATING ENGINEER III *	20.76	10.45
OPERATING ENGINEER IV *	17.26	10.45
PAINTER CLASS I *	21.50	6.75
PAINTER CLASS II *	20.00	6.75
PAINTER CLASS III *	23.17	6.75
PAINTER CLASS IV *	23.17	6.75
PILEDRIVER	22.68	8.20
PLASTERER	24.86	5.67
PLUMBER\FITTER	22.95	8.65
ROOFER\HEATED COAL TAR PRODUCT	23.48	5.55

WEST VIRGINIA DIVISION OF LABOR
Building Construction Wage Rates

Summers County
2001

CLASSIFICATION	BASIC HOURLY RATE	FRINGE BENEFITS
ROOFER/WATER DAMP PROOFER	22.15	5.55
SHEET METAL WORKER	21.51	9.63
SOFT FLOOR LAYER	22.46	8.20
SPRINKLER FITTER	24.30	7.65
STONE MASON	21.64	9.22
TEAMSTER CLASS A *	18.43	8.68
TEAMSTER CLASS B *	18.54	8.68
TEAMSTER CLASS C *	18.70	8.68
TEAMSTER CLASS D *	18.76	8.68
TEAMSTER CLASS E *	18.82	8.68
TEAMSTER CLASS F *	18.92	8.68
TEAMSTER CLASS G *	19.15	8.68
TEAMSTER CLASS H *	19.42	8.68
TERRAZZO FINISHER	16.15	5.65
TERRAZZO WORKER	21.64	9.22
TILE FINISHER	16.15	5.65
TILE SETTER	20.40	9.22

NOTE: The allowable ratio of apprentice to journeyman employed in any craft shall not be greater than the prevailing ratio of the locality. The allowable ratio is applied on a daily basis. Contact the Federal Bureau of Apprenticeship and Training for additional information at (304) 347-5794.

* To apply the wage rates properly use Appendix I, II, III, IV and V.

APPRENTICE SCHEDULE

Summers County
2001

CRAFT	INTERVAL	1st	2nd	3rd	4th	5th	6th	7th	8th	9th	10th
BOILERMAKERS	6 months	70	75	80	85	87.5	90	92.5	95		
BRICKLAYERS	1000 hrs	50	60	70	80	90	90				
CARPENTERS	6 months	60	65	70	75	80	85	90	95	100	
CEMENT MASONS	500 hrs	60	65	70	75	80	85	90	95		
ELECTRICIANS	Percent	40	45	50	55	70	85				
ELECTRICIANS	Hours to	1000	2000	3500	5000	6500	8000				
GLAZIERS	6 months	40	40	55	65	80	90				
INSULATORS	Yearly	45	50	60	70	80					
IRONWORKERS	1000 hrs	60	70	75	80	85	90				
LABORERS	1000 hrs	50	60	75	90						
MARBLE SETTER	1000 hrs	50	60	70	80	90	90				
MILLWRIGHTS	6 months	60	60	65	70	75	80	85	90	95	95
OPERATING ENGINEER	Yearly	75	80	85	100						
PAINTERS	1000 hrs	50	55	60	70	80	90				
PILEDRIVERS	6 months	60	65	70	75	80	85	90	95	100	
PLASTERERS	Percent	50	55	60	65	70	75	80	85	90	95
PLASTERERS	Hours to	1000	1500	2000	2500	3000	3500	4000	4500	5000	5500
PLUMBER & FITTER	6 months	40	45	50	55	60	65	70	75	80	85
ROOFERS	1000 hrs	49	54	59	76	79	85	95			
SHEET METAL WKR.	Yearly	35	40	50	60	75					
SPRINKLER FITTER	6 months	45	50	55	60	65	70	75	80	85	85
STONE MASON	1000 hrs	50	60	70	80	90	90				
TERRAZZO SETTER	1000 hrs	50	60	70	80	90	90				
TILE SETTER	1000 hrs	50	60	70	80	90	90				

NOTE: For Carpet Layer, Drywall Hanger, Soft Floor Layer and Lather use Carpenter Schedule

APPRENTICE RATIO: Contact Federal Bureau of Apprenticeship and Training at (304) 347-5794.

WEST VIRGINIA DIVISION OF LABOR
Building Construction Wage Rates

FILED

Dec 29 9 57 AM '00

Taylor County
2001

OFFICE OF WEST VIRGINIA
SECRETARY OF STATE

CLASSIFICATION	BASIC HOURLY RATE	FRINGE BENEFITS
BOILERMAKER	24.80	11.39
BRICKLAYER	23.51	5.65
BRICKLAYER - POINTER CAULKER CLEANER	23.51	5.65
CARPENTER	20.93	7.83
CARPET LAYER	20.93	7.83
CEMENT MASON	22.39	4.16
DRYWALL HANGER	20.93	7.83
ELECTRICIAN	21.33	10.46
ELEVATOR HELPER	18.46	8.35
ELEVATOR MECHANIC	26.37	8.82
GLAZIER	20.16	15.19
INSULATOR	23.97	10.34
IRON WORKER ERECTOR *	20.63	13.63
IRON WORKER FENCE ERECTOR *	20.63	13.63
IRON WORKER JOURNEYMAN *	20.63	13.63
IRON WORKER REINFORCING *	20.63	13.63
IRON WORKER SHEETER *	20.63	13.63
IRON WORKER STRUCTURAL *	20.63	13.63
LABORER CLASS I *	16.94	6.65
LABORER CLASS II *	16.51	6.65
LABORER CLASS III *	16.15	6.65
LATHER	20.93	7.83
MARBLE FINISHER	16.15	5.65
MARBLE SETTER	23.51	5.65
MILLWRIGHT	24.38	8.59
OPERATING ENGINEER 1A *	22.86	10.45
OPERATING ENGINEER 2A *	22.61	10.45
OPERATING ENGINEER 2B *	21.66	10.45
OPERATING ENGINEER 3A *	22.36	10.45
OPERATING ENGINEER 3B *	21.36	10.45
OPERATING ENGINEER 4B *	21.16	10.45
OPERATING ENGINEER IB *	21.86	10.45
OPERATING ENGINEER III *	20.76	10.45
OPERATING ENGINEER IV *	17.26	10.45
PAINT/BANJO	22.65	3.40
PAINT/BAZOOKA/BOX/WIPE DOWN	22.90	3.40
PAINT/BRUSH/ROLLER	21.86	3.40
PAINT/BRUSH/ROLLER >50'	23.36	3.40
PAINT/BRUSH/ROLLER/TOXIC	22.86	3.40
PAINT/BRUSH/ROLLER/TOXIC >50'	24.36	3.40
PAINT/DRYWALL/WIPE DOWN	22.15	3.40
PAINT/POWER ROLLER/TOOLS	23.53	3.40
PAINT/REPAINT	19.10	3.40

WEST VIRGINIA DIVISION OF LABOR
Building Construction Wage Rates

Taylor County
2001

CLASSIFICATION	BASIC HOURLY RATE	FRINGE BENEFITS
PAINT/SANDBLAST	22.36	3.40
PAINT/SANDBLAST >50'	24.86	3.40
PAINT/SANDBLAST/POTMAN	22.36	3.40
PAINT/SPRAY/POTMAN	22.36	3.40
PAINT/SPRAY/TOXIC	24.36	3.40
PAINT/SPRAY/TOXIC > 50'	25.86	3.40
PAINT/SPRAY > 50'	24.86	3.40
PAINT/VINYL/PAPER/HANGER	22.11	3.40
PAINT/WATERBLAST	23.53	3.40
PAINT/WATERBLAST >50'	24.53	3.40
PILEDRIIVER	21.43	7.83
PLASTERER	21.74	4.16
PLUMBER\FITTER	22.05	13.02
ROOFER\HEATED COAL TAR PRODUCT	20.81	5.47
ROOFER\WATER DAMP PROOFER	20.31	5.47
SHEET METAL WORKER	22.69	10.61
SOFT FLOOR LAYER	20.93	7.83
SPRINKLER FITTER	24.30	7.65
STONE MASON	23.51	5.65
TEAMSTER CLASS A *	18.89	5.42
TEAMSTER CLASS B *	18.51	5.42
TEAMSTER CLASS C *	18.46	5.42
TEAMSTER CLASS D *	18.41	5.42
TEAMSTER CLASS E *	18.21	5.42
TEAMSTER CLASS F *	18.11	5.42
TERRAZZO FINISHER	16.15	5.65
TERRAZZO WORKER	23.51	5.65
TILE FINISHER	16.15	5.65
TILE SETTER	23.51	5.65

NOTE: The allowable ratio of apprentice to journeyman employed in any craft shall not be greater than the prevailing ratio of the locality. The allowable ratio is applied on a daily basis. Contact the Federal Bureau of Apprenticeship and Training for additional information at (304) 347-5794.

* To apply the wage rates properly use Appendix I, II, III, IV and V.

APPRENTICE SCHEDULE

Taylor County
2001

CRAFT	INTERVAL	1st	2nd	3rd	4th	5th	6th	7th	8th	9th	10th
BOILERMAKERS	6 months	70	75	80	85	87.5	90	92.5	95		
BRICKLAYERS	1000 hrs	50	55	60	70	80	90				
CARPENTERS	Hours to	800	2400	4270	6140	8000					
CARPENTERS	Percent	50	60	70	80	90					
CEMENT MASONS	1200 hrs	50	60	70	80	90					
ELECTRICIANS	Hours to	1000	2000	3500	5000	6500	8000				
ELECTRICIANS	Percent	40	45	50	55	70	85				
GLAZIERS	1000 hrs	45	50	60	65	70	75	80	90		
INSULATORS	6 months	65	70	75	75	80	80	90	90		
IRONWORKERS	6 months	60	60	70	75	80	85	90			
LABORERS	1000 hrs	50	60	75	90						
MARBLE SETTER	1000 hrs	50	55	60	70	80	90				
MILLWRIGHTS	6 months	60	60	65	70	75	80	85	90	95	95
OPERATING ENGINEER	Yearly	75	80	85	100						
PAINTERS	6 months	50	60	70	80	85	90				
PILEDRIVERS	Percent	50	60	70	80	90					
PILEDRIVERS	Hours to	800	2400	4270	6140	8000					
PLASTERERS	1200 hrs	50	60	70	80	90					
PLUMBER & FITTER	850 hrs	50	55	60	65	70	75	80	85	90	95
ROOFERS	1000 hrs	50	65	70	75	80	90				
SHEET METAL WKR.	Yearly	35	40	50	60	70					
SPRINKLER FITTER	6 months	45	50	55	60	65	70	75	80	85	85
STONE MASON	1000 hrs	50	55	60	70	80	90				
TERRAZZO SETTER	1000 hrs	50	55	60	70	80	90				
TILE SETTER	1000 hrs	50	55	60	70	80	90				

NOTE: For Carpet Layer, Drywall Hanger, Soft Floor Layer and Lather use Carpenter Schedule

APPRENTICE RATIO: Contact Federal Bureau of Apprenticeship and Training at (304) 347-5794.

FILED

WEST VIRGINIA DIVISION OF LABOR
Building Construction Wage Rates

Dec 29 9 57 AM '00

Tucker County
2001

OFFICE OF WEST VIRGINIA
SECRETARY OF STATE

CLASSIFICATION	BASIC HOURLY RATE	FRINGE BENEFITS
BOILERMAKER	24.80	11.39
BRICKLAYER	23.51	5.65
BRICKLAYER - POINTER/CAULKER/CLEANER	23.51	5.65
CARPENTER	20.93	7.83
CARPET LAYER	20.93	7.83
CEMENT MASON	22.39	4.16
DRYWALL HANGER	20.93	7.83
ELECTRICIAN	21.33	10.46
ELEVATOR HELPER	18.46	8.35
ELEVATOR MECHANIC	26.37	8.82
GLAZIER	20.16	15.19
INSULATOR	23.97	10.34
IRON WORKER BUCKER-UP *	23.47	6.54
IRON WORKER ERECTOR *	23.32	6.54
IRON WORKER FENCE ERECTOR *	23.32	6.54
IRON WORKER JOURNEYMAN *	23.32	6.54
IRON WORKER REINFORCING *	23.32	6.54
IRON WORKER SHEETER *	23.47	6.54
IRON WORKER STRUCTURAL *	23.32	6.54
LABORER CLASS I *	16.94	6.65
LABORER CLASS II *	16.51	6.65
LABORER CLASS III *	16.15	6.65
LATHER	20.93	7.83
MARBLE FINISHER	16.15	5.65
MARBLE SETTER	23.51	5.65
MILLWRIGHT	24.38	8.59
OPERATING ENGINEER 1A *	22.86	10.45
OPERATING ENGINEER 2A *	22.61	10.45
OPERATING ENGINEER 2B *	21.66	10.45
OPERATING ENGINEER 3A *	22.36	10.45
OPERATING ENGINEER 3B *	21.36	10.45
OPERATING ENGINEER 4B *	21.16	10.45
OPERATING ENGINEER IB *	21.86	10.45
OPERATING ENGINEER III *	20.76	10.45
OPERATING ENGINEER IV *	17.26	10.45
PAINT/BANJO	22.65	3.40
PAINT/BAZOOKA/BOX/WIPE DOWN	22.90	3.40
PAINT/BRUSH/ROLLER	21.86	3.40
PAINT/BRUSH/ROLLER > 50'	23.36	3.40
PAINT/BRUSH/ROLLER/TOXIC	22.86	3.40
PAINT/BRUSH/ROLLER/TOXIC > 50'	24.36	3.40
PAINT/DRYWALL/WIPE DOWN	22.15	3.40
PAINT/POWER ROLLER/TOOLS	23.53	3.40

WEST VIRGINIA DIVISION OF LABOR
Building Construction Wage Rates

Tucker County
2001

CLASSIFICATION	BASIC HOURLY RATE	FRINGE BENEFITS
PAINT/REPAINT	19.10	3.40
PAINT/SANDBLAST	22.36	3.40
PAINT/SANDBLAST > 50'	24.86	3.40
PAINT/SANDBLAST/POTMAN	22.36	3.40
PAINT/SPRAY > 50'	24.86	3.40
PAINT/SPRAY/POTMAN	22.36	3.40
PAINT/SPRAY/TOXIC	24.36	3.40
PAINT/SPRAY/TOXIC > 50'	25.86	3.40
PAINT/VINYL/PAPER/HANGER	22.11	3.40
PAINT/WATERBLAST	23.53	3.40
PAINT/WATERBLAST > 50'	24.53	3.40
PILED RIVER	21.43	7.83
PLASTERER	21.74	4.16
PLUMBER/FITTER	22.55	13.07
ROOFER/HEATED COAL TAR PRODUCT	20.81	5.47
ROOFER/WATER DAMP PROOFER	20.31	5.47
SHEET METAL WORKER	22.69	10.61
SOFT FLOOR LAYER	20.93	7.83
SPRINKLER FITTER	24.30	7.65
STONE MASON	23.51	5.65
TEAMSTER CLASS A *	18.89	5.42
TEAMSTER CLASS B *	18.51	5.42
TEAMSTER CLASS C *	18.46	5.42
TEAMSTER CLASS D *	18.41	5.42
TEAMSTER CLASS E *	18.21	5.42
TEAMSTER CLASS F *	18.11	5.42
TERRAZZO FINISHER	16.15	5.65
TERRAZZO WORKER	23.51	5.65
TILE FINISHER	16.15	5.65
TILE SETTER	23.51	5.65

NOTE: The allowable ratio of apprentice to journeyman employed in any craft shall not be greater than the prevailing ratio of the locality. The allowable ratio is applied on a daily basis. Contact the Federal Bureau of Apprenticeship and Training for additional information at (304) 347-5794.

* To apply the wage rates properly use Appendix I, II, III, IV and V.

APPRENTICE SCHEDULE

Tucker County
2001

CRAFT	INTERVAL	1st	2nd	3rd	4th	5th	6th	7th	8th	9th	10th
BOILERMAKERS	6 months	70	75	80	85	87.5	90	92.5	95		
BRICKLAYERS	1000 hrs	50	55	60	70	80	90				
CARPENTERS	Hours to	800	2400	4270	6140	8000					
CARPENTERS	Percent	50	60	70	80	90					
CEMENT MASONS	1200 hrs	50	60	70	80	90					
ELECTRICIANS	Hours to	1000	2000	3500	5000	6500	8000				
ELECTRICIANS	Percent	40	45	50	55	70	85				
GLAZIERS	1000 hrs	45	50	60	65	70	75	80	90		
INSULATORS	6 months	65	70	75	75	80	80	90	90		
IRONWORKERS	1000 hrs	60	70	75	80	85	90				
LABORERS	1000 hrs	50	60	75	90						
MARBLE SETTER	1000 hrs	50	55	60	70	80	90				
MILLWRIGHTS	6 months	60	60	65	70	75	80	85	90	95	95
OPERATING ENGINEER	Yearly	75	80	85	100						
PAINTERS	6 months	50	60	70	80	85	90				
PILEDRIVERS	Percent	50	60	70	80	90					
PILEDRIVERS	Hours to	800	2400	4270	6140	8000					
PLASTERERS	1200 hrs	50	60	70	80	90					
PLUMBER & FITTER	850 hrs	50	55	60	65	70	75	80	85	90	95
ROOFERS	1000 hrs	50	65	70	75	80	90				
SHEET METAL WKR.	Yearly	35	40	50	60	70					
SPRINKLER FITTER	6 months	45	50	55	60	65	70	75	80	85	90
STONE MASON	1000 hrs	50	55	60	70	80	90				
TERRAZZO SETTER	1000 hrs	50	55	60	70	80	90				
TILE SETTER	1000 hrs	50	55	60	70	80	90				

NOTE: For Carpet Layer, Drywall Hanger, Soft Floor Layer and Lather use Carpenter Schedule

APPRENTICE RATIO: Contact Federal Bureau of Apprenticeship and Training at (304) 347-5794.

WEST VIRGINIA DIVISION OF LABOR
Building Construction Wage Rates

FILED

DEC 29 9 57 AM '00

Tyler County
2001

OFFICE OF WEST VIRGINIA
SECRETARY OF STATE

CLASSIFICATION	BASIC HOURLY RATE	FRINGE BENEFITS
BOILERMAKER	24.80	11.39
BRICKLAYER	21.01	7.95
BRICKLAYER - POINTER/CAULKER/CLEANER	21.01	7.95
CARPENTER	20.93	7.83
CARPET LAYER	20.93	7.83
CEMENT MASON	20.31	6.39
DRYWALL HANGER	20.93	7.83
ELECTRICIAN	23.14	12.07
ELEVATOR HELPER	18.46	8.35
ELEVATOR MECHANIC	26.37	8.82
GLAZIER	18.03	8.35
INSULATOR	23.97	10.34
IRON WORKER ERECTOR *	20.63	13.63
IRON WORKER FENCE ERECTOR *	20.63	13.63
IRON WORKER JOURNEYMAN *	20.63	13.63
IRON WORKER REINFORCING *	20.63	13.63
IRON WORKER SHEETER *	20.63	13.63
IRON WORKER STRUCTURAL *	20.63	13.63
LABORER CLASS I *	18.69	6.98
LABORER CLASS II *	18.34	6.98
LABORER CLASS III *	18.04	6.98
LATHER	20.93	7.83
MARBLE FINISHER	16.15	5.65
MARBLE SETTER	20.86	7.95
MILLWRIGHT	24.38	8.59
OPERATING ENGINEER 1A *	22.86	10.45
OPERATING ENGINEER 2A *	22.61	10.45
OPERATING ENGINEER 2B *	21.66	10.45
OPERATING ENGINEER 3A *	22.36	10.45
OPERATING ENGINEER 3B *	21.36	10.45
OPERATING ENGINEER 4B *	21.16	10.45
OPERATING ENGINEER IB *	21.86	10.45
OPERATING ENGINEER III *	20.76	10.45
OPERATING ENGINEER IV *	17.26	10.45
PAINT/BRIDGE/BRUSH/ROLLER	24.14	6.05
PAINT/BRIDGE/GLOVE/POTMAN	25.01	6.05
PAINT/BRUSH/ROLLER < 30'	22.94	6.05
PAINT/BRUSH/ROLLER >30'	24.66	6.05
PAINT/BRUSH/ROLLER/REPAINT	15.94	6.05
PAINT/DRYWALL/TAPER & POINTER	23.26	6.05
PAINT/OPER.MACH./TAPING MACH.	24.26	6.05
PAINT/SAND/SPRAY/WATERBLAST < 30' PTM	23.83	6.05
PAINT/SAND/SPRAY/WATERBLAST > 30' PTM	25.66	6.05

WEST VIRGINIA DIVISION OF LABOR
Building Construction Wage Rates

Tyler County
2001

CLASSIFICATION	BASIC HOURLY RATE	FRINGE BENEFITS
PAINT/SANDBLAST/SPRAY/WATERBLAST	25.01	6.05
PAINT/SIGN	23.19	6.05
PAINT/VINYL/PAPER/HANGER	22.94	6.05
PILEDRIVER	21.43	7.83
PLASTERER	19.93	6.02
PLUMBER/FITTER	25.21	9.23
ROOFER/HEATED COAL TAR PRODUCT	20.81	5.47
ROOFER/WATER DAMP PROOFER	20.31	5.47
SHEET METAL WORKER	22.69	10.61
SOFT FLOOR LAYER	20.93	7.83
SPRINKLER FITTER	24.30	7.65
STONE MASON	21.01	7.95
TEAMSTER CLASS A *	18.41	6.55
TEAMSTER CLASS B *	18.51	6.55
TEAMSTER CLASS C *	18.66	6.55
TEAMSTER CLASS D *	18.81	6.55
TEAMSTER CLASS E *	19.06	6.55
TEAMSTER CLASS F *	19.16	6.55
TEAMSTER CLASS G *	19.31	6.55
TERRAZZO FINISHER	16.15	5.65
TERRAZZO WORKER	21.01	7.95
TILE FINISHER	16.15	5.65
TILE SETTER	21.01	7.95

NOTE: The allowable ratio of apprentice to journeyman employed in any craft shall not be greater than the prevailing ratio of the locality. The allowable ratio is applied on a daily basis. Contact the Federal Bureau of Apprenticeship and Training for additional information at (304) 347-5794.

* To apply the wage rates properly use Appendix I, II, III, IV and V.

APPRENTICE SCHEDULE

Tyler County
2001

CRAFT	INTERVAL	1st	2nd	3rd	4th	5th	6th	7th	8th	9th	10th
BOILERMAKERS	6 months	70	75	80	85	87.5	90	92.5	95		
BRICKLAYERS	6 months	50	60	70	70	80	80	90	90		
CARPENTERS	Hours to	800	2400	4270	6140	8000					
CARPENTERS	Percent	50	60	70	80	90					
CEMENT MASONS	500 hrs	60	65	70	75	80	85	90	95		
ELECTRICIANS	Percent	45	50	55	70	80	90				
ELECTRICIANS	Hours to	1000	2000	3500	5000	6500	8000				
GLAZIERS	1000 hrs	45	50	60	65	70	75	80	90		
INSULATORS	6 months	65	70	75	75	80	80	90	90		
IRONWORKERS	6 months	60	60	70	75	80	85	90			
LABORERS	1000 hrs	50	60	75	90						
MARBLE SETTER	6 months	50	60	70	70	80	80	90	90		
MILLWRIGHTS	6 months	60	60	65	70	75	80	85	90	95	95
OPERATING ENGINEER	Yearly	75	80	85	100						
PAINTERS	Yearly	50	65	75	90						
PILEDRIVERS	Percent	50	60	70	80	90					
PILEDRIVERS	Hours to	800	2400	4270	6140	8000					
PLASTERERS	1200 hrs	50	60	70	80	90					
PLUMBER & FITTER	6 months	45	45	50	55	70	75	80	85	90	95
ROOFERS	1000 hrs	50	65	70	75	80	90				
SHEET METAL WKR.	Yearly	35	40	50	60	70					
SPRINKLER FITTER	6 months	45	50	55	60	65	70	75	80	85	90
STONE MASON	6 months	50	60	70	70	80	80	90	90		
TERRAZZO SETTER	6 months	50	60	70	70	80	80	90	90		
TILE SETTER	6 months	50	60	70	70	80	80	90	90		

NOTE: For Carpet Layer, Drywall Hanger, Soft Floor Layer and Lather use Carpenter Schedule

APPRENTICE RATIO: Contact Federal Bureau of Apprenticeship and Training at (304) 347-5794.

FILED

WEST VIRGINIA DIVISION OF LABOR
Building Construction Wage Rates

Dec 29 9 57 AM '00

Upshur County
2001

OFFICE OF WEST VIRGINIA
SECRETARY OF STATE

CLASSIFICATION	BASIC HOURLY RATE	FRINGE BENEFITS
ASBESTOS & LEAD ABATEMENT WORKER	15.40	4.03
BOILERMAKER	24.80	11.39
BRICKLAYER	23.51	5.65
BRICKLAYER - POINTER/CAULKER/CLEANER	23.51	5.65
CARPENTER	20.93	7.83
CARPET LAYER	20.93	7.83
CEMENT MASON	22.39	4.16
DRYWALL HANGER	20.93	7.83
ELECTRICIAN	21.33	10.46
ELEVATOR HELPER	18.46	8.35
ELEVATOR MECHANIC	26.37	8.82
GLAZIER	22.51	3.12
INSULATOR	23.88	8.92
IRON WORKER ERECTOR *	23.08	10.10
IRON WORKER FENCE ERECTOR *	23.08	10.10
IRON WORKER JOURNEYMAN *	23.08	10.10
IRON WORKER REINFORCING *	23.08	10.10
IRON WORKER SHEETER *	23.08	10.10
IRON WORKER STRUCTURAL *	23.08	10.10
LABORER CLASS I *	16.94	6.65
LABORER CLASS II *	16.51	6.65
LABORER CLASS III *	16.15	6.65
LATHER	20.93	7.83
MARBLE FINISHER	16.15	5.65
MARBLE SETTER	23.51	5.65
MILLWRIGHT	24.38	8.59
OPERATING ENGINEER 1A *	22.86	10.45
OPERATING ENGINEER 2A *	22.61	10.45
OPERATING ENGINEER 2B *	21.66	10.45
OPERATING ENGINEER 3A *	22.36	10.45
OPERATING ENGINEER 3B *	21.36	10.45
OPERATING ENGINEER 4B *	21.16	10.45
OPERATING ENGINEER IB *	21.86	10.45
OPERATING ENGINEER III *	20.76	10.45
OPERATING ENGINEER IV *	17.26	10.45
PAINT/BANJO	22.65	3.40
PAINT/BAZOOKA/BOX/WIPE DOWN	22.90	3.40
PAINT/BRUSH/ROLLER	21.86	3.40
PAINT/BRUSH/ROLLER > 50'	23.36	3.40
PAINT/BRUSH/ROLLER/TOXIC	22.86	3.40
PAINT/BRUSH/ROLLER/TOXIC > 50'	24.36	3.40
PAINT/DRYWALL/WIPE DOWN	22.15	3.40
PAINT/POWER ROLLER/TOOLS	23.53	3.40

WEST VIRGINIA DIVISION OF LABOR
Building Construction Wage Rates

Upshur County
2001

CLASSIFICATION	BASIC HOURLY RATE	FRINGE BENEFITS
PAINT/REPAINT	19.10	3.40
PAINT/SANDBLAST	22.36	3.40
PAINT/SANDBLAST > 50'	24.86	3.40
PAINT/SANDBLAST/POTMAN	22.36	3.40
PAINT/SPRAY > 50'	24.86	3.40
PAINT/SPRAY/POTMAN	22.36	3.40
PAINT/SPRAY/TOXIC	24.36	3.40
PAINT/SPRAY/TOXIC > 50'	25.86	3.40
PAINT/VINYL/PAPER/HANGER	22.11	3.40
PAINT/WATERBLAST	23.53	3.40
PAINT/WATERBLAST > 50'	24.53	3.40
PILEDRIVER	21.43	7.83
PLASTERER	21.74	4.16
PLUMBER/FITTER	22.05	13.02
ROOFER/HEATED COAL TAR PRODUCT	20.81	5.47
ROOFER/WATER DAMP PROOFER	20.31	5.47
SHEET METAL WORKER	22.69	10.61
SOFT FLOOR LAYER	20.93	7.83
SPRINKLER FITTER	24.30	7.65
STONE MASON	23.51	5.65
TEAMSTER CLASS A *	18.89	5.42
TEAMSTER CLASS B *	18.51	5.42
TEAMSTER CLASS C *	18.46	5.42
TEAMSTER CLASS D *	18.41	5.42
TEAMSTER CLASS E *	18.21	5.42
TEAMSTER CLASS F *	18.11	5.42
TERRAZZO FINISHER	16.15	5.65
TERRAZZO WORKER	23.51	5.65
TILE FINISHER	16.15	5.65
TILE SETTER	23.51	5.65

NOTE: The allowable ratio of apprentice to journeyman employed in any craft shall not be greater than the prevailing ratio of the locality. The allowable ratio is applied on a daily basis. Contact the Federal Bureau of Apprenticeship and Training for additional information at (304) 347-5794.

* To apply the wage rates properly use Appendix I, II, III, IV and V.

APPRENTICE SCHEDULE

Upshur County
2001

CRAFT	INTERVAL	1st	2nd	3rd	4th	5th	6th	7th	8th	9th	10th
BOILERMAKERS	6 months	70	75	80	85	87.5	90	92.5	95		
BRICKLAYERS	1000 hrs	50	55	60	70	80	90				
CARPENTERS	Hours to	800	2400	4270	6140	8000					
CARPENTERS	Percent	50	60	70	80	90					
CEMENT MASONS	1200 hrs	50	60	70	80	90					
ELECTRICIANS	Percent	40	45	50	55	70	85				
ELECTRICIANS	Hours to	1000	2000	3500	5000	6500	8000				
GLAZIERS	6 months	40	40	55	65	80	90				
INSULATORS	Yearly	45	50	60	70	80					
IRONWORKERS	6 months	50	60	70	75	80	85				
LABORERS	1000 hrs	50	60	75	90						
MARBLE SETTER	1000 hrs	50	55	60	70	80	90				
MILLWRIGHTS	6 months	60	60	65	70	75	80	85	90	95	95
OPERATING ENGINEER	Yearly	75	80	85	100						
PAINTERS	6 months	50	60	70	80	85	90				
PILEDRIVERS	Percent	50	60	70	80	90					
PILEDRIVERS	Hours to	800	2400	4270	6140	8000					
PLASTERERS	1200 hrs	50	60	70	80	90					
PLUMBER & FITTER	850 hrs	50	55	60	65	70	75	80	85	90	95
ROOFERS	1000 hrs	50	65	70	75	80	90				
SHEET METAL WKR.	Yearly	35	40	50	60	70					
SPRINKLER FITTER	6 months	45	50	55	60	65	70	75	80	85	90
STONE MASON	1000 hrs	50	55	60	70	80	90				
TERRAZZO SETTER	1000 hrs	50	55	60	70	80	90				
TILE SETTER	1000 hrs	50	55	60	70	80	90				

NOTE: For Carpet Layer, Drywall Hanger, Soft Floor Layer and Lather use Carpenter Schedule

APPRENTICE RATIO: Contact Federal Bureau of Apprenticeship and Training at (304) 347-5794.

FILED

WEST VIRGINIA DIVISION OF LABOR
Building Construction Wage Rates

Dec 29 9 57 AM '00

Wayne County
2001

OFFICE OF WEST VIRGINIA
SECRETARY OF STATE

CLASSIFICATION	BASIC HOURLY RATE	FRINGE BENEFITS
ASBESTOS & LEAD ABATEMENT WORKER	15.40	4.03
BOILERMAKER	24.80	11.39
BRICKLAYER	22.96	9.22
BRICKLAYER - POINTER/CAULKER/CLEANER	18.27	9.22
CARPENTER	23.45	7.26
CARPET LAYER	23.45	7.26
CEMENT MASON	24.21	6.97
DRYWALL HANGER	23.45	7.26
ELECTRICIAN	22.11	11.06
ELEVATOR HELPER	18.46	8.35
ELEVATOR MECHANIC	26.37	8.82
GLAZIER	22.51	3.12
INSULATOR	23.88	8.88
IRON WORKER ERECTOR *	23.20	10.41
IRON WORKER FENCE ERECTOR *	23.20	10.41
IRON WORKER JOURNEYMAN *	23.20	10.41
IRON WORKER REINFORCING *	23.20	10.41
IRON WORKER SHEETER *	23.20	10.41
IRON WORKER STRUCTURAL *	23.20	10.41
LABORER CLASS I *	19.03	7.27
LABORER CLASS II *	18.76	7.27
LABORER CLASS III *	18.34	7.27
LATHER	23.45	7.26
MARBLE FINISHER	18.55	9.22
MARBLE SETTER	22.96	9.22
MILLWRIGHT	22.51	10.24
OPERATING ENGINEER 1A *	22.86	10.45
OPERATING ENGINEER 2A *	22.61	10.45
OPERATING ENGINEER 2B *	21.66	10.45
OPERATING ENGINEER 3A *	22.36	10.45
OPERATING ENGINEER 3B *	21.36	10.45
OPERATING ENGINEER 4B *	21.16	10.45
OPERATING ENGINEER IB *	21.86	10.45
OPERATING ENGINEER III *	20.76	10.45
OPERATING ENGINEER IV *	17.26	10.45
PAINT/BRUSH/ROLLER	19.60	6.79
PAINT/DRYWALL/FINISH & TEXT.	20.95	6.79
PAINT/MACH./TOOLSTAND/STILTS	21.45	6.79
PAINT/SPRAY/SANDBLAST	20.95	6.79
PAINT/WALL COVERING/VINYL	20.15	6.79
PILEDRIVER	23.84	7.26
PLASTERER	24.77	5.67
PLUMBER/FITTER	25.28	8.42

WEST VIRGINIA DIVISION OF LABOR
Building Construction Wage Rates

Wayne County
2001

CLASSIFICATION	BASIC HOURLY RATE	FRINGE BENEFITS
ROOFER/HEATED COAL TAR PRODUCT	23.48	5.55
ROOFER/WATER DAMP PROOFER	22.15	5.55
SHEET METAL WORKER	22.77	9.05
SOFT FLOOR LAYER	23.45	7.26
SPRINKLER FITTER	24.30	7.65
STONE MASON	22.96	9.22
TEAMSTER CLASS A *	22.34	8.13
TEAMSTER CLASS B *	22.67	8.13
TEAMSTER CLASS C *	22.75	8.13
TEAMSTER CLASS D *	22.82	8.13
TEAMSTER CLASS E *	22.89	8.13
TEAMSTER CLASS F *	23.22	8.13
TEAMSTER CLASS G *	23.55	8.13
TERRAZZO FINISHER	18.55	9.22
TERRAZZO WORKER	22.96	9.22
TILE FINISHER	18.55	9.22
TILE SETTER	22.96	9.22

NOTE: The allowable ratio of apprentice to journeyman employed in any craft shall not be greater than the prevailing ratio of the locality. The allowable ratio is applied on a daily basis. Contact the Federal Bureau of Apprenticeship and Training for additional information at (304) 347-5794.

* To apply the wage rates properly use Appendix I, II, III, IV and V.

APPRENTICE SCHEDULE

Wayne County
2001

CRAFT	INTERVAL	1st	2nd	3rd	4th	5th	6th	7th	8th	9th	10th
BOILERMAKERS	6 months	70	75	80	85	87.5	90	92.5	95		
BRICKLAYERS	1000 hrs	50	60	70	80	90	90				
CARPENTERS	1000 hrs	40	45	50	55	65	75	85			
CEMENT MASONS	500 hrs	60	65	70	75	80	85	90	95		
ELECTRICIANS	Percent	40	45	50	55	60	65	70	75	80	
ELECTRICIANS	Hours to	1000	2750	3500	4250	5000	5750	6500	7250	8000	
GLAZIERS	6 months	40	40	55	65	80	90				
INSULATORS	Yearly	45	50	60	70	80					
IRONWORKERS	6 months	50	60	65	70	75	80	85	90		
LABORERS	1000 hrs	50	60	75	90						
MARBLE SETTER	1000 hrs	50	60	70	80	90	90				
MILLWRIGHTS	6 months	60	65	70	75	80	85	90	95		
OPERATING ENGINEER	Yearly	75	80	85	100						
PAINTERS	1st-1000/750	50	55	65	70	80	90				
PILEDRIVERS	1000 hrs	40	45	50	55	65	75	85			
PLASTERERS	Percent	50	55	60	65	70	75	80	85	90	95
PLASTERERS	Hours to	1000	1500	2000	2500	3000	3500	4000	4500	5000	5500
PLUMBER & FITTER	Yearly	40	50	60	70	80					
ROOFERS	1000 hrs	49	54	59	76	79	85	95			
SHEET METAL WKR.	Yearly	50	60	70	80						
SPRINKLER FITTER	6 months	45	50	55	60	65	70	75	80	85	90
STONE MASON	1000 hrs	50	60	70	80	90	90				
TERRAZZO SETTER	1000 hrs	50	60	70	80	90	90				
TILE SETTER	1000 hrs	50	60	70	80	90	90				

NOTE: For Carpet Layer, Drywall Hanger, Soft Floor Layer and Lather use Carpenter Schedule

APPRENTICE RATIO: Contact Federal Bureau of Apprenticeship and Training at (304) 347-5794.

FILED

WEST VIRGINIA DIVISION OF LABOR
Building Construction Wage Rates

Dec 29 9 57 AM '00

Webster County
2001

OFFICE OF WEST VIRGINIA
SECRETARY OF STATE

CLASSIFICATION	BASIC HOURLY RATE	FRINGE BENEFITS
ASBESTOS & LEAD ABATEMENT WORKER	15.40	4.03
BOILERMAKER	24.80	11.39
BRICKLAYER	23.51	5.65
BRICKLAYER - POINTER\CAULKER\CLEANER	23.51	5.65
CARPENTER	20.93	7.83
CARPET LAYER	20.93	7.83
CEMENT MASON	22.39	4.16
DRYWALL HANGER	20.93	7.83
ELECTRICIAN	26.04	7.58
ELEVATOR HELPER	18.46	8.35
ELEVATOR MECHANIC	26.37	8.82
GLAZIER	22.51	3.12
INSULATOR	23.88	8.88
IRON WORKER ERECTOR *	22.60	10.24
IRON WORKER FENCE ERECTOR *	22.60	10.24
IRON WORKER JOURNEYMAN *	22.60	10.24
IRON WORKER REINFORCING *	22.60	10.24
IRON WORKER SHEETER *	22.60	10.24
IRON WORKER STRUCTURAL *	22.60	10.24
LABORER CLASS I *	16.94	6.65
LABORER CLASS II *	16.51	6.65
LABORER CLASS III *	16.15	6.65
LATHER	20.93	7.83
MARBLE FINISHER	16.15	5.65
MARBLE SETTER	23.51	5.65
MILLWRIGHT	24.38	8.59
OPERATING ENGINEER 1A *	22.86	10.45
OPERATING ENGINEER 1B *	21.86	10.45
OPERATING ENGINEER 2A *	22.61	10.45
OPERATING ENGINEER 2B *	21.66	10.45
OPERATING ENGINEER 3A *	22.36	10.45
OPERATING ENGINEER 3B *	21.36	10.45
OPERATING ENGINEER 4B *	21.16	10.45
OPERATING ENGINEER III *	20.76	10.45
OPERATING ENGINEER IV *	17.26	10.45
PAINT/BANJO	22.65	3.40
PAINT/BAZOOKA/BOX/WIPE DOWN	22.90	3.40
PAINT/BRUSH/ROLLER	21.86	3.40
PAINT/BRUSH/ROLLER > 50'	23.36	3.40
PAINT/BRUSH/ROLLER/TOXIC	22.86	3.40
PAINT/BRUSH/ROLLER/TOXIC > 50'	24.36	3.40
PAINT/DRYWALL/WIPE DOWN	22.15	3.40
PAINT/POWER ROLLER/TOOLS	23.53	3.40

WEST VIRGINIA DIVISION OF LABOR
Building Construction Wage Rates

Webster County
2001

CLASSIFICATION	BASIC HOURLY RATE	FRINGE BENEFITS
PAINT/REPAINT	19.10	3.40
PAINT/SANDBLAST	23.36	3.40
PAINT/SANDBLAST > 50'	24.86	3.40
PAINT/SANDBLAST/POTMAN	22.36	3.40
PAINT/SPRAY/POTMAN	22.36	3.40
PAINT/SPRAY/TOXIC	24.36	3.40
PAINT/SPRAY/TOXIC > 50'	25.86	3.40
PAINT/SPRAY > 50'	24.86	3.40
PAINT/VINYL/PAPER/HANGER	22.11	3.40
PAINT/WATERBLAST	23.53	3.40
PAINT/WATERBLAST > 50'	24.53	3.40
PILEDRIVER	21.43	7.83
PLASTERER	21.74	4.16
PLUMBER/FITTER	22.95	8.65
ROOFER/HEATED COAL TAR PRODUCT	23.48	5.55
ROOFER/WATER DAMP PROOFER	22.15	5.55
SHEET METAL WORKER	21.51	9.63
SOFT FLOOR LAYER	20.93	7.83
SPRINKLER FITTER	24.30	7.65
STONE MASON	23.51	5.65
TEAMSTER CLASS A *	18.43	8.68
TEAMSTER CLASS B *	18.54	8.68
TEAMSTER CLASS C *	18.70	8.68
TEAMSTER CLASS D *	18.76	8.68
TEAMSTER CLASS E *	18.82	8.68
TEAMSTER CLASS F *	18.92	8.68
TEAMSTER CLASS G *	19.15	8.68
TEAMSTER CLASS H *	19.42	8.68
TERRAZZO FINISHER	16.15	5.65
TERRAZZO WORKER	23.51	5.65
TILE FINISHER	16.15	5.65
TILE SETTER	23.51	5.65

NOTE: The allowable ratio of apprentice to journeyman employed in any craft shall not be greater than the prevailing ratio of the locality. The allowable ratio is applied on a daily basis. Contact the Federal Bureau of Apprenticeship and Training for additional information at (304) 347-5794.

* To apply the wage rates properly use Appendix I, II, III, IV and V.

APPRENTICE SCHEDULE

Webster County
2001

CRAFT	INTERVAL	1st	2nd	3rd	4th	5th	6th	7th	8th	9th	10th
BOILERMAKERS	6 months	70	75	80	85	87.5	90	92.5	95		
BRICKLAYERS	1000 hrs	50	55	60	70	80	90				
CARPENTERS	Hours to	800	2400	4270	6140	8000					
CARPENTERS	Percent	50	60	70	80	90					
CEMENT MASONS	1200 hrs	50	60	70	80	90					
ELECTRICIANS	Percent	40	45	50	55	70	85				
ELECTRICIANS	Hours to	1000	2000	3500	5000	6500	8000				
GLAZIERS	6 months	40	40	55	65	80	90				
INSULATORS	Yearly	45	50	60	70	80					
IRONWORKERS	6 months	60	70	75	80	85	90				
LABORERS	1000 hrs	50	60	75	90						
MARBLE SETTER	1000 hrs	50	55	60	70	80	90				
MILLWRIGHTS	6 months	60	60	65	70	75	80	85	90	95	95
OPERATING ENGINEER	Yearly	75	80	85	100						
PAINTERS	6 months	50	60	70	80	85	90				
PILEDRIVERS	Percent	50	60	70	80	90					
PILEDRIVERS	Hours to	800	2400	4270	6140	8000					
PLASTERERS	1200 hrs	50	60	70	80	90					
PLUMBER & FITTER	6 months	40	45	50	55	60	65	70	75	80	85
ROOFERS	1000 hrs	49	54	59	76	79	85	95			
SHEET METAL WKR.	Yearly	35	40	50	60	75					
SPRINKLER FITTER	6 months	45	50	55	60	65	70	75	80	85	90
STONE MASON	1000 hrs	50	55	60	70	80	90				
TERRAZZO SETTER	1000 hrs	50	55	60	70	80	90				
TILE SETTER	1000 hrs	50	55	60	70	80	90				

NOTE: For Carpet Layer, Drywall Hanger, Soft Floor Layer and Lather use Carpenter Schedule

APPRENTICE RATIO: Contact Federal Bureau of Apprenticeship and Training at (304) 347-5794.

FILED

WEST VIRGINIA DIVISION OF LABOR
Building Construction Wage Rates

Dec 29 9 57 AM '00

Wetzel County
2001

OFFICE OF WEST VIRGINIA
SECRETARY OF STATE

CLASSIFICATION	BASIC HOURLY RATE	FRINGE BENEFITS
ASBESTOS & LEAD ABATEMENT WORKER	15.40	4.03
BOILERMAKER	24.80	11.39
BRICKLAYER	21.01	7.95
BRICKLAYER - POINTER/CAULKER/CLEANER	21.01	7.95
CARPENTER	20.93	7.83
CARPET LAYER	20.93	7.83
CEMENT MASON	19.48	6.65
DRYWALL HANGER	20.93	7.83
ELECTRICIAN	23.48	9.79
ELEVATOR HELPER	18.73	8.09
ELEVATOR MECHANIC	26.76	8.57
GLAZIER	18.03	8.35
INSULATOR	23.97	10.34
IRON WORKER ERECTOR *	20.63	13.63
IRON WORKER FENCE ERECTOR *	20.63	13.63
IRON WORKER JOURNEYMAN *	20.63	13.63
IRON WORKER REINFORCING *	20.63	13.63
IRON WORKER SHEETER *	20.63	13.63
IRON WORKER STRUCTURAL *	20.63	13.63
LABORER CLASS I *	16.92	7.27
LABORER CLASS II *	16.57	7.27
LABORER CLASS III *	16.27	7.27
LATHER	20.93	7.83
MARBLE FINISHER	16.15	5.65
MARBLE SETTER	20.86	7.95
MILLWRIGHT	24.38	8.59
OPERATING ENGINEER 1A *	22.86	10.45
OPERATING ENGINEER 2A *	22.61	10.45
OPERATING ENGINEER 2B *	21.66	10.45
OPERATING ENGINEER 3A *	22.36	10.45
OPERATING ENGINEER 3B *	21.36	10.45
OPERATING ENGINEER 4B *	21.16	10.45
OPERATING ENGINEER IB *	21.86	10.45
OPERATING ENGINEER III *	20.76	10.45
OPERATING ENGINEER IV *	17.26	10.45
PAINT/BANJO/TOOLS/HAND/TAPING	18.65	6.33
PAINT/BRIDGE/BRUSH/ROLLER	21.55	6.44
PAINT/BRIDGE/SPRAY/SAND/WATERBLAST	22.80	6.49
PAINT/BRUSH/ROLLER	18.40	6.32
PAINT/NEEDLE GUN/POWER TOOLS/BRIDGES	22.80	6.49
PAINT/PERFATAPING/AUTO/BANJO/BAZOOKA	20.65	6.41
PAINT/SAND/WATERBLAST	19.40	6.36
PAINT/VINYL/PAPER/HANGER	18.40	6.32

WEST VIRGINIA DIVISION OF LABOR
Building Construction Wage Rates

Wetzel County
2001

CLASSIFICATION	BASIC HOURLY RATE	FRINGE BENEFITS
PILED RIVER	23.19	8.29
PILED RIVER - LAGGER	21.19	8.29
PLASTERER	19.93	6.02
PLUMBER/FITTER	21.94	12.67
ROOFER HEATED COAL TAR PRODUCT	20.81	5.47
ROOFER WATER DAMP PROOFER	20.31	5.47
SHEET METAL WORKER	22.69	10.61
SOFT FLOOR LAYER	20.93	7.83
SPRINKLER FITTER	24.30	7.65
STONE MASON	21.01	7.95
TEAMSTER CLASS A *	18.75	6.40
TEAMSTER CLASS B *	18.80	6.40
TEAMSTER CLASS C *	18.85	6.40
TEAMSTER CLASS D *	19.38	6.40
TEAMSTER CLASS E *	18.83	6.40
TEAMSTER CLASS F *	19.03	6.40
TEAMSTER CLASS G *	19.11	6.40
TEAMSTER CLASS H *	18.95	6.40
TEAMSTER CLASS I *	19.08	6.40
TEAMSTER CLASS J *	18.76	6.40
TEAMSTER CLASS K *	19.48	6.40
TEAMSTER CLASS L *	19.45	6.40
TERRAZZO FINISHER	16.15	5.65
TERRAZZO WORKER	21.01	7.95
TILE FINISHER	16.15	5.65
TILE SETTER	21.01	7.95

NOTE: The allowable ratio of apprentice to journeyman employed in any craft shall not be greater than the prevailing ratio of the locality. The allowable ratio is applied on a daily basis. Contact the Federal Bureau of Apprenticeship and Training for additional information at (304) 347-5794.

* To apply the wage rates properly use Appendix I, II, III, IV and V.

APPRENTICE SCHEDULE

Wetzel County
2001

CRAFT	INTERVAL	1st	2nd	3rd	4th	5th	6th	7th	8th	9th	10th
BOILERMAKERS	6 months	70	75	80	85	87.5	90	92.5	95		
BRICKLAYERS	6 months	50	60	70	70	80	80	90	90		
CARPENTERS	Hours to	800	2400	4270	6140	8000					
CARPENTERS	Percent	50	60	70	80	90					
CEMENT MASONS	1200 hrs	50	60	70	80	90					
ELECTRICIANS	Percent	35	40	45	55	65	85				
ELECTRICIANS	Hours to	1000	2000	3500	5000	6500	8000				
GLAZIERS	1000 hrs	45	50	60	65	70	75	80	90		
INSULATORS	6 months	65	70	75	75	80	80	90	90		
IRONWORKERS	6 months	60	60	70	75	80	85	90			
LABORERS	1000 hrs	50	60	75	90						
MARBLE SETTER	6 months	50	60	70	70	80	80	90	90		
MILLWRIGHTS	6 months	60	60	65	70	75	80	85	90	95	95
OPERATING ENGINEER	Yearly	75	80	85	100						
PAINTERS	6 months	50	60	70	75	85	95				
PILEDRIVERS	Yearly	60	70	80	90						
PLASTERERS	1200 hrs	50	60	70	80	90					
PLUMBER & FITTER	6 months	45	50	55	60	65	70	75	80	85	90
ROOFERS	1000 hrs	50	65	70	75	80	90				
SHEET METAL WKR.	Yearly	35	40	50	60	70					
SPRINKLER FITTER	6 months	45	50	55	60	65	70	75	80	85	90
STONE MASON	6 months	50	60	70	70	80	80	90	90		
TERRAZZO SETTER	6 months	50	60	70	70	80	80	90	90		
TILE SETTER	6 months	50	60	70	70	80	80	90	90		

NOTE: For Carpet Layer, Drywall Hanger, Soft Floor Layer and Lather use Carpenter Schedule

APPRENTICE RATIO: Contact Federal Bureau of Apprenticeship and Training at (304) 347-5794.

FILED

WEST VIRGINIA DIVISION OF LABOR
Building Construction Wage Rates

Dec 29 9 57 AM '00

Wirt County
2001

OFFICE OF WEST VIRGINIA
SECRETARY OF STATE

CLASSIFICATION	BASIC HOURLY RATE	FRINGE BENEFITS
ASBESTOS & LEAD ABATEMENT WORKER	15.40	4.03
BOILERMAKER	24.80	11.39
BRICKLAYER	22.01	6.13
BRICKLAYER - POINTER\CAULKER\CLEANER	22.01	6.13
CARPENTER	22.76	6.97
CARPET LAYER	22.76	6.97
CEMENT MASON	20.31	6.39
DRYWALL HANGER	22.76	6.97
ELECTRICIAN	23.14	12.07
ELEVATOR HELPER	18.46	8.35
ELEVATOR MECHANIC	26.37	8.82
GLAZIER	19.68	2.77
INSULATOR	23.88	8.88
IRON WORKER ERECTOR *	23.08	10.10
IRON WORKER FENCE ERECTOR *	23.08	10.10
IRON WORKER JOURNEYMAN *	23.08	10.10
IRON WORKER REINFORCING *	23.08	10.10
IRON WORKER SHEETER *	23.08	10.10
IRON WORKER STRUCTURAL *	23.08	10.10
LABORER CLASS I *	18.69	6.98
LABORER CLASS II *	18.34	6.98
LABORER CLASS III *	18.04	6.98
LATHER	22.76	6.97
MARBLE FINISHER	16.15	5.65
MARBLE SETTER	21.51	6.13
MILLWRIGHT	24.38	8.59
OPERATING ENGINEER 1A *	22.86	10.45
OPERATING ENGINEER 2A *	22.61	10.45
OPERATING ENGINEER 2B *	21.66	10.45
OPERATING ENGINEER 3A *	22.36	10.45
OPERATING ENGINEER 3B *	21.36	10.45
OPERATING ENGINEER 4B *	21.16	10.45
OPERATING ENGINEER IB *	21.86	10.45
OPERATING ENGINEER III *	20.76	10.45
OPERATING ENGINEER IV *	17.26	10.45
PAINT/BRIDGE/BRUSH/ROLLER	24.14	6.05
PAINT/BRIDGE/GLOVE/POTMAN	25.01	6.05
PAINT/BRIDGE/SAND/SPRAY/WATERBLAST	25.01	6.05
PAINT/BRUSH/ROLLER < 30'	22.94	6.05
PAINT/BRUSH/ROLLER > 30'	24.66	6.05
PAINT/BRUSH/ROLLER/REPAINT	15.94	6.05
PAINT/DRYWALL/TAPER & POINTER	23.26	6.05
PAINT/OPER.MACH./TAPING MACH.	24.26	6.05

WEST VIRGINIA DIVISION OF LABOR
Building Construction Wage Rates

Wirt County
2001

CLASSIFICATION	BASIC HOURLY RATE	FRINGE BENEFITS
PAINT/SAND/SPRAY/WATERBLAST<30'PTM	23.83	6.05
PAINT/SAND/SPRAY/WATERBLAST>30'PTM	25.66	6.05
PAINT/SIGN	23.19	6.05
PAINT/VINYL/PAPER/HANGER	22.94	6.05
PILEDRIVER	23.26	6.97
PLASTERER	19.93	6.02
PLUMBER/FITTER	25.21	9.23
ROOFER/HEATED COAL TAR PRODUCT	20.81	5.47
ROOFER/WATER DAMP PROOFER	20.31	5.47
SHEET METAL WORKER	22.69	10.61
SOFT FLOOR LAYER	22.76	6.97
SPRINKLER FITTER	24.30	7.65
STONE MASON	22.01	6.13
TEAMSTER CLASS A *	18.41	6.55
TEAMSTER CLASS B *	18.51	6.55
TEAMSTER CLASS C *	18.66	6.55
TEAMSTER CLASS D *	18.81	6.55
TEAMSTER CLASS E *	19.06	6.55
TEAMSTER CLASS F *	19.16	6.55
TEAMSTER CLASS G *	19.31	6.55
TERRAZZO FINISHER	16.15	5.65
TERRAZZO WORKER	22.01	6.13
TILE FINISHER	16.15	5.65
TILE SETTER	22.01	6.13

NOTE: The allowable ratio of apprentice to journeyman employed in any craft shall not be greater than the prevailing ratio of the locality. The allowable ratio is applied on a daily basis. Contact the Federal Bureau of Apprenticeship and Training for additional information at (304) 347-5794.

* To apply the wage rates properly use Appendix I, II, III, IV and V.

APPRENTICE SCHEDULE

Wirt County
2001

CRAFT	INTERVAL										
BOILERMAKERS	6 months	70	75	80	85	87.5	90	92.5	95		
BRICKLAYERS	1000 hrs	50	60	70	80	90	90				
CARPENTERS	1000 hrs	40	45	50	55	65	75	85	95		
CEMENT MASONS	500 hrs	60	65	70	75	80	85	90	95		
ELECTRICIANS	Percent	45	50	55	70	80	90				
ELECTRICIANS	Hours to	1000	2000	3500	5000	6500	8000				
GLAZIERS	6 months	50	55	65	70	80	90				
IRONWORKERS	6 months	50	60	70	75	80	85				
LABORERS	1000 hrs	50	60	75	90						
MARBLE SETTER	1000 hrs	50	60	70	80	90	90				
MILLWRIGHTS	6 months	60	60	65	70	75	80	85	90	95	95
OPERATING ENGINEER	Yearly	75	80	85	100						
PAINTERS	Yearly	50	65	75	90						
PILEDRIVERS	1000 hrs	40	45	50	55	65	75	85	95		
PLASTERERS	1200 hrs	50	60	70	80	90					
ROOFERS	1000 hrs	50	65	70	75	80	90				
SHEET METAL WKR.	Yearly	35	40	50	60	70					
STONE MASON	1000 hrs	50	60	70	80	90	90				
TERRAZZO SETTER	1000 hrs	50	60	70	80	90	90				
TILE SETTER	1000 hrs	50	60	70	80	90	90				

NOTE: For Carpet Layer, Drywall Hanger, Soft Floor Layer and Lather use Carpenter Schedule

APPRENTICE RATIO: Contact Federal Bureau of Apprenticeship and Training at (304) 347-5794.

WEST VIRGINIA DIVISION OF LABOR
Building Construction Wage Rates

FILED

Dec 29 9 57 AM '00

Wood County
2001

OFFICE OF WEST VIRGINIA
SECRETARY OF STATE

CLASSIFICATION	BASIC HOURLY RATE	FRINGE BENEFITS
ASBESTOS & LEAD ABATEMENT WORKER	15.40	4.03
BOILERMAKER	24.80	11.39
BRICKLAYER	22.01	6.13
BRICKLAYER - POINTER/CAULKER/CLEANER	22.01	6.13
CARPENTER	22.76	6.97
CARPET LAYER	22.76	6.97
CEMENT MASON	20.31	6.39
DRYWALL HANGER	22.76	6.97
ELECTRICIAN	23.14	12.07
ELEVATOR HELPER	18.46	8.35
ELEVATOR MECHANIC	26.37	8.82
GLAZIER	19.68	2.77
INSULATOR	23.88	8.92
IRON WORKER ERECTOR *	23.08	10.10
IRON WORKER FENCE ERECTOR *	23.08	10.10
IRON WORKER JOURNEYMAN *	23.08	10.10
IRON WORKER REINFORCING *	23.08	10.10
IRON WORKER SHEETER *	23.08	10.10
IRON WORKER STRUCTURAL *	23.08	10.10
LABORER CLASS I *	18.69	6.98
LABORER CLASS II *	18.34	6.98
LABORER CLASS III *	18.04	6.98
LATHER	22.76	6.97
MARBLE FINISHER	16.15	5.65
MARBLE SETTER	21.51	6.13
MILLWRIGHT	24.38	8.59
OPERATING ENGINEER CLASS 1A *	22.86	10.45
OPERATING ENGINEER CLASS 2A *	22.61	10.45
OPERATING ENGINEER CLASS 2B *	21.66	10.45
OPERATING ENGINEER CLASS 3A *	22.36	10.45
OPERATING ENGINEER CLASS 3B *	21.36	10.45
OPERATING ENGINEER CLASS 4B *	21.16	10.45
OPERATING ENGINEER CLASS IB *	21.86	10.45
OPERATING ENGINEER CLASS III *	20.76	10.45
OPERATING ENGINEER CLASS IV *	17.26	10.45
PAINT/BRIDGE/BRUSH/ROLLER	24.14	6.05
PAINT/BRIDGE/GLOVE/POTMAN	25.01	6.05
PAINT/BRIDGE/SAND/SPRAY/WATERBLAST	25.01	6.05
PAINT/BRUSH/ROLLER < 30'	22.94	6.05
PAINT/BRUSH/ROLLER > 30'	24.66	6.05
PAINT/BRUSH/ROLLER/REPAINT	15.94	6.05
PAINT/DRYWALL/TAPER & POINTER	23.26	6.05
PAINT/OPER.MACH./TAPING MACH.	24.26	6.05

WEST VIRGINIA DIVISION OF LABOR
Building Construction Wage Rates

Wood County
2001

CLASSIFICATION	BASIC HOURLY RATE	FRINGE BENEFITS
PAINT/SAND/SPRAY/WATERBLAST<30'PTM	23.83	6.05
PAINT/SAND/SPRAY/WATERBLAST>30'PTM	25.66	6.05
PAINT/SIGN	23.19	6.05
PAINT/VINYL/PAPER/HANGER	22.94	6.05
PILEDRIVER	23.26	6.97
PLASTERER	19.93	6.02
PLUMBER/FITTER	25.21	9.23
ROOFER/HEATED COAL TAR PRODUCT	20.81	5.47
ROOFER/WATER DAMP PROOFER	20.31	5.47
SHEET METAL WORKER	22.69	10.61
SOFT FLOOR LAYER	22.76	6.97
SPRINKLER FITTER	24.30	7.65
STONE MASON	22.01	6.13
TEAMSTER CLASS A *	18.41	6.55
TEAMSTER CLASS B *	18.51	6.55
TEAMSTER CLASS C *	18.66	6.55
TEAMSTER CLASS D *	18.81	6.55
TEAMSTER CLASS E *	19.06	6.55
TEAMSTER CLASS F *	19.16	6.55
TEAMSTER CLASS G *	19.31	6.55
TERRAZZO FINISHER	16.15	5.65
TERRAZZO WORKER	22.01	6.13
TILE FINISHER	16.15	5.65
TILE SETTER	22.01	6.13

NOTE: The allowable ratio of apprentice to journeyman employed in any craft shall not be greater than the prevailing ratio of the locality. The allowable ratio is applied on a daily basis. Contact the Federal Bureau of Apprenticeship and Training for additional information at (304) 347-5794.

* To apply the wage rates properly use Appendix I, II, III, IV and V.

APPRENTICE SCHEDULE

Wood County
2001

CRAFT	INTERVAL	1st	2nd	3rd	4th	5th	6th	7th	8th	9th	10th
BOILERMAKERS	6 months	70	75	80	85	87.5	90	92.5	95		
BRICKLAYERS	1000 hrs	50	60	70	80	90	90				
CARPENTERS	1000 hrs	40	45	50	55	65	75	85	95		
CEMENT MASONS	500 hrs	60	65	70	75	80	85	90	95		
ELECTRICIANS	Percent	45	50	55	70	80	90				
ELECTRICIANS	Hours to	1000	2000	3500	5000	6500	8000				
GLAZIERS	6 months	50	55	65	70	80	90				
INSULATORS	Yearly	45	50	60	70	80					
IRONWORKERS	6 months	50	60	70	75	80	85				
LABORERS	1000 hrs	50	60	75	90						
MARBLE SETTER	1000 hrs	50	60	70	80	90	90				
MILLWRIGHTS	6 months	60	60	65	70	75	80	85	90	95	95
OPERATING ENGINEER	Yearly	75	80	85	100						
PAINTERS	Yearly	50	65	75	90						
PILEDRIVERS	1000 hrs	40	45	50	55	65	75	85	95		
PLASTERERS	1200 hrs	50	60	70	80	90					
PLUMBER & FITTER	6 months	45	45	50	55	70	75	80	85	90	95
ROOFERS	1000 hrs	50	65	70	75	80	90				
SHEET METAL WKR.	Yearly	35	40	50	60	70					
SPRINKLER FITTER	6 months	45	50	55	60	65	70	75	80	85	90
STONE MASON	1000 hrs	50	60	70	80	90	90				
TERRAZZO SETTER	1000 hrs	50	60	70	80	90	90				
TILE SETTER	1000 hrs	50	60	70	80	90	90				

NOTE: For Carpet Layer, Drywall Hanger, Soft Floor Layer and Lather use Carpenter Schedule

APPRENTICE RATIO: Contact Federal Bureau of Apprenticeship and Training at (304) 347-5794.

FILED

WEST VIRGINIA DIVISION OF LABOR
Building Construction Wage Rates

Dec 29 9 57 AM '00

Wyoming County
2001

OFFICE OF WEST VIRGINIA
SECRETARY OF STATE

CLASSIFICATION	BASIC HOURLY RATE	FRINGE BENEFITS
ASBESTOS & LEAD ABATEMENT WORKER	15.40	4.03
BOILERMAKER	24.80	11.39
BRICKLAYER	21.64	9.22
BRICKLAYER - POINTER/CAULKER/CLEANER	21.64	9.22
CARPENTER	22.46	8.20
CARPET LAYER	22.46	8.20
CEMENT MASON	23.04	6.68
DRYWALL HANGER	22.46	8.20
ELECTRICIAN	26.04	7.58
ELEVATOR HELPER	18.46	8.35
ELEVATOR MECHANIC	26.37	8.82
GLAZIER	22.51	3.12
INSULATOR	23.88	8.88
IRON WORKER ERECTOR *	22.60	10.24
IRON WORKER FENCE ERECTOR *	22.60	10.24
IRON WORKER JOURNEYMAN *	22.60	10.24
IRON WORKER REINFORCING *	22.60	10.24
IRON WORKER SHEETER *	22.60	10.24
IRON WORKER STRUCTURAL *	22.60	10.24
LABORER CLASS I *	17.58	6.73
LABORER CLASS II *	17.13	6.73
LABORER CLASS III *	16.59	6.73
LATHER	22.46	8.20
MARBLE FINISHER	16.15	5.65
MARBLE SETTER	21.64	9.22
MILLWRIGHT	24.38	8.59
OPERATING ENGINEER 1A *	22.86	10.45
OPERATING ENGINEER 2A *	22.61	10.45
OPERATING ENGINEER 2B *	21.66	10.45
OPERATING ENGINEER 3A *	22.36	10.45
OPERATING ENGINEER 3B *	21.36	10.45
OPERATING ENGINEER 4B *	21.16	10.45
OPERATING ENGINEER IB *	21.86	10.45
OPERATING ENGINEER III *	20.76	10.45
OPERATING ENGINEER IV *	17.26	10.45
PAINTER CLASS I *	21.50	6.75
PAINTER CLASS II *	20.00	6.75
PAINTER CLASS III *	23.17	6.75
PAINTER CLASS IV *	23.17	6.75
PILEDRIVER	22.68	8.20
PLASTERER	24.86	5.67
PLUMBER/FITTER	25.28	8.42
ROOFER/HEATED COAL TAR PRODUCT	23.48	5.55

WEST VIRGINIA DIVISION OF LABOR
Building Construction Wage Rates

Wyoming County
2001

CLASSIFICATION	BASIC HOURLY RATE	FRINGE BENEFITS
ROOFER/WATER DAMP PROOFER	22.15	5.55
SHEET METAL WORKER	21.51	9.63
SOFT FLOOR LAYER	22.46	8.20
SPRINKLER FITTER	24.30	7.65
STONE MASON	21.64	9.22
TEAMSTER CLASS A *	18.43	8.68
TEAMSTER CLASS B *	18.54	8.68
TEAMSTER CLASS C *	18.70	8.68
TEAMSTER CLASS D *	18.76	8.68
TEAMSTER CLASS E *	18.82	8.68
TEAMSTER CLASS F *	18.92	8.68
TEAMSTER CLASS G *	19.15	8.68
TEAMSTER CLASS H *	19.42	8.68
TERRAZZO FINISHER	16.15	5.65
TERRAZZO WORKER	21.64	9.22
TILE FINISHER	16.15	5.65
TILE SETTER	20.40	9.22

NOTE: The allowable ratio of apprentice to journeyman employed in any craft shall not be greater than the prevailing ratio of the locality. The allowable ratio is applied on a daily basis. Contact the Federal Bureau of Apprenticeship and Training for additional information at (304) 347-5794.

* To apply the wage rates properly use Appendix I, II, III, IV and V.

APPRENTICE SCHEDULE

Wyoming County
2001

CRAFT	INTERVAL	1st	2nd	3rd	4th	5th	6th	7th	8th	9th	10th
BOILERMAKERS	6 months	70	75	80	85	87.5	90	92.5	95		
BRICKLAYERS	1000 hrs	50	60	70	80	90	90				
CARPENTERS	6 months	60	65	70	75	80	85	90	95	100	
CEMENT MASONS	500 hrs	60	65	70	75	80	85	90	95		
ELECTRICIANS	Percent	40	45	50	55	70	85				
ELECTRICIANS	Hours to	1000	2000	3500	5000	6500	8000				
GLAZIERS	6 months	40	40	55	65	80	90				
INSULATORS	Yearly	45	50	60	70	80					
IRONWORKERS	6 months	60	70	75	80	85	90				
LABORERS	1000 hrs	50	60	75	90						
MARBLE SETTER	1000 hrs	50	60	70	80	90	90				
MILLWRIGHTS	6 months	60	60	65	70	75	80	85	90	95	95
OPERATING ENGINEER	Yearly	75	80	85	100						
PAINTERS	1000 hrs	50	55	60	70	80	90				
PILEDRIVERS	6 months	60	65	70	75	80	85	90	95	100	
PLASTERERS	Hours to	1000	1500	2000	2500	3000	3500	4000	4500	5000	5500
PLASTERERS	Percent	50	55	60	65	70	75	80	85	90	95
PLUMBER & FITTER	Yearly	40	50	60	70	80					
ROOFERS	1000 hrs	49	54	59	76	79	85	95			
SHEET METAL WKR.	Yearly	35	40	50	60	75					
SPRINKLER FITTER	6 months	45	50	55	60	65	70	75	80	85	90
STONE MASON	1000 hrs	50	60	70	80	90	90				
TERRAZZO SETTER	1000 hrs	50	60	70	80	90	90				
TILE SETTER	1000 hrs	50	60	70	80	90	90				

NOTE: For Carpet Layer, Drywall Hanger, Soft Floor Layer and Lather use Carpenter Schedule

APPRENTICE RATIO: Contact Federal Bureau of Apprenticeship and Training at (304) 347-5794.